



23 years of Art,  
Craft, Technology,  
and Tradition.



The Monthly newsletter of the Chicago Woodturners

February 2011

## January Demo Review—Sharpening with a Slow Speed Wet Grinder

Clint Stevens



The quickest way to get woodturners into a heated discussion isn't to bring up sports or politics, but tool sharpening. At our January meeting, our own Jason Swanson entered this arena of disparate opinions and heated discussion. Jason brought along a Jet slow speed wet sharpener which he uses to put a keen edge on his turning tools.

Why use a wet stone sharpener? Consider that a typical dry slow speed dry grinder turns at about 1700 rpm while wet stone grinders run about 90 rpm. The dry grinder's speed and aluminum oxide wheel rapidly heats the tool (notice the sparks). Duplication tool profiles on dry grinders prove difficult without jigs. In addition, it's very easy to take too much metal off the edge, shortening the life of expensive tools. With the wet sharpener a profile can be easily duplicated with just a couple of jigs. Jason ensures duplication with a turning tool setter that ensures the geometries of bowl and fingernail grinds. A

gouge jig holds the tool for a consistent grind.

Jason discussed the differences between the Jet and Tormek wet sharpeners. Note that Tormek makes the original Swedish sharpener, used and proven for years. Jet makes a sharpener so similar that without a different paint scheme it would be difficult to tell one from another. The most noticeable difference is price. The Tormek T-7 sharpener costs \$599.99, the Jet runs \$299.99.

*(Continued on page 2)*

## February Demo—Dick Makes the Skew Sing

### In This Issue

Jason Swanson Demo Review	1,2
Meeting Minutes	3,4
OT Turning Seminar	6
AAW Photos of the week	7
Member's Gallery	8-10
Binh Pho at Lake County	11
Calendar of Events	12
For Sale	13

Does your skew sit on your tool rack taking up space and collecting dust. If you are fed up with having corkscrew shaped grooves in your spindle work, don't miss the February meeting. We are lucky to have Dick Sing give us some tips to make this powerful, versatile and frustrating tool easier to use. With tips from a master and a little practice you will have this tool doing things you did not think possible. When the turning is done you might actually start standing at 320 grit. Wouldn't that be a treat.



**Graeme Priddle Demonstration Review**

**Clint Stevens**



*(Continued from page 1)*

Another difference is the waterwheel. Both are friable (small grains break off during use,) but opinion was that the Tormek lasted longer and was higher quality. The Tormek wheel comes with a stone grader which allows the sharpening grit to change from 250 to 1000 grit by surfacing the wheel with fine slurry.

Jason's opinion was that a cost sensitive way to approach water cooled sharpening is to use the Jet system with the superior Tormek jigs. Jet's system is so close to that Tormek that it can use the jigs from either system. Tormek's ingenious jigs allow either system to put a gleaming edge almost any dull tool. For woodturners this includes spindle and bowl gouges, roughing gouge, parting tools, oval and flat skew chisels and scrapers.

Although Jason doesn't hone his gouges, true believers can use the honing wheel to perfect the cutting edge. The debate over to hone or not, or the method of sharpening will go on perhaps forever. Thankfully Jason handed us a great demonstration to help us decide whether or not wet stone sharpening is for us.

Jason's has now given three excellent demonstrations in as many years. This must be a record. If you know more about woodturning now than you did three years ago, some of the credit goes to a good friend Jason Swanson. Thanks for the help Jason.



**Reminder!**

**Dale Larson visits CWT February 19-22.**

**Tickets for the Saturday Demo can still be purchased at the February meeting for \$15.**



**November 2010 Meeting Minutes**

**Andy Kuby**

**Bylaws changed to comply with requirements for becoming a 501 (C) 3 not-for-profit organization**

***Do you have a technique you would like to share?  
Do a Demo.***

***How about doing a gallery review.***

***If interested contact  
Scott Barrett***

**It's that time of year!**

CWT Membership renewal for 2011 is due by January 1. See Julie Basrak at any of the upcoming meetings.

\$25.00 for an individual membership or \$35.00 for the whole family

The meeting at Friendship Village was opened shortly after seven PM by President Phil Brooks. With the light turnout due to weather we were able to settle down relatively quickly.


Phil began by congratulating Jan Shotola and Scott Barrett for being re-elected to Treasurer and Vice President, respectively. We did not discuss the fact that neither of them were present to protest the election last month and they both graciously accepted the congratulations.

Last month's Christmas party was a success primarily due to the hard work of our volunteers. The club collectively thanked Julie and Roger Basrak, Marie and Don Anderson, Bonnie and George Evanson, Chuck Svazas and Paul Shotola for the organization and setup. Additional thanks went out to Jan Shotola for booking the Midnight Blues and to Marie Anderson for making sure we had gifts for all the singers. There were many more volunteers who contributed and without the support and hard work of all the volunteers this never would have happened.

Phil reminded us all the CWT and AAW dues are now due. If you are not a member of AAW you should be, we get much more from them then we give and we have a member on the board!

To update the unending saga of the CWT display case, the case is moving out of Friendship Village entirely and relocating the Buffalo Grove Historical Museum, at least for the duration of the current exhibit. To get a piece in the exhibit talk to Dick Stone. Dick can arrange to have the desk at the exhibit provide information to potential collectors if you wish to sell your pieces.

There will be two Sorby Tool Demonstrations at Rockler on Tuesday February 15, 2011. One from 10 Am to 1 PM and the second from 2 PM to 5 PM. This is a good chance to watch and try out a new tool, maybe a spiral. Help support both Sorby and Rockler.



There will be a Winter Wood Wonders Festival in St. Charles, IL on February 26-27. The net proceeds are to go to Wounded Warriors and Hine Veterans Hospital Windy City Athletes. Rental table/space is available to demonstrate or sell your work and items are solicited for the Silent Auction (please include a bio, suggested retail and opening bid) Additional information is available from Phil Brooks or <http://winterwoodwonders.com/>

The proposed changes to the bylaws were presented and voted upon. The changes are simple and are being done to align our bylaws with the requirements of a 501(c) 3 organization. Basically we are now identified as an organization dedicated to education. Other changes clarify our relationship to AAW. The changes are based upon other turning clubs successful applications for 501(c) 3 status. Scott Barrett moved to approve, Don McCloskey seconded and the changes were approved by voice vote.

The Educational Committee chair, Darrell Rader, noted that while they did not meet at the end of last month, they do plan to meet the last Monday of January and they have been busy during the past month in any case. Only 5 possible new meeting locations

## January 2011 Meeting Minutes

Andy Kuby



have been proposed by the members. Only two of these seem viable and are being evaluated (one in Crystal Lake and one in Arlington Heights). Darrell passed out additional site evaluation sheets and asked that everyone submit as many possible locations as they can think of.

Roger and Julie Basrak reported that we had 57 members in attendance and three new members: Denise Stuart and Robert Lampen of Palatine and Perry Lampinen of Cary, Illinois. 64 members have paid for 2011.

There was no raffle this evening as the Raffle Master was a no show. Next month all tickets will be double, and maybe we'll have twice as much stuff.

Jim Wickersham was able to report that everyone in his family was safe after the fire and most of the photos and DVD's were able to be saved. His shop unfortunately did not survive the fire fighters as they attacked the attic.

January 21-22, two day demo and hands on with the Lindow White Rose Engines at NORMAC. \$50 for both days, limited to 25 (4 spaces left as of tonight) See Marie Anderson, she has a good hotel close by if you don't want to drive back and forth. Bring your rose engines.

February 19 Dale Larson Demo at NORMAC. From the Log to a Bowl. (with a bonus demo of the oval turning chuck). Dale's 2 day hands on has one opening as of today. The one day hands on has 6 openings. The one day is billed as "spheres" but Dale will do anything we want if that's keeping you from signing up.

Don McCloskey is the Tool Czar. He reminded us that he can get practically any tool we want for our library so you can try before you buy. What do we want?

Scott Barrett gave a short presentation on Gallery Critiques, how, why, who etc. Scott is going to work closely with the gallery reviewers to bring up the standards of our critiques and help us all improve both our work and they way we judge it.

Binh Pho did the critique and offered insights into what a collector/purchaser is looking for, and how that is different than what we might be looking for on our own. He gave some valuable tips on how to judge your own work.

Jason Swanson sharpened all his tools in front of us, saving him valuable time in the shop, while teaching us all how to use the Tormek/Jet slow speed wet grinder.

Duane Painter introduced himself to everyone present and passed around a signup sheet for clean up duty. Then they cleaned up and we went home around 10 PM.



**David Belser Demo –Turning a Lattice Bowl**

David Belser is a professional turner from New Hampshire, President of the Granite State Woodturners. He was featured at the AAW 2010 Hartford Symposium as a Emerging Artist Demonstrator. He participated in a local exhibit at the Vail Gallery in Chicago for Nov 2010. David will be in for the Lubeznik Gallery opening on Feb 18th for the exhibit “Through the Woods, Around the Block”. A number of his turn-ings have appeared in the AAW Magazine over the last several years. You will witness a very unique style and concept of woodturning.



Saturday Feb 19th

9am to 1pm

Demo Cost \$20

Sponsored by the Illiana Woodturners the AAW newest Chapter

On the grounds of Midwest Carvers Museum

16236 S. Vincennes Rd

South Holland, IL 60473

Info : Contact Tom Waicekauskas 630-248-0242 [twaiceka@yahoo.com](mailto:twaiceka@yahoo.com)



**Don't Forget  
your Raffle  
Tickets in  
November.**

\$1 Each  
\$5 for 6  
Value Pack \$10

***Chicago Woodturners Board of Directors and Committee Chairs 2010***

President	Phil Brooks	847-548-6477	brookphil@sbcglobal.net	1052 Cheswick Dr	Gurnee, IL 60031
Vice President, Web	Scott Barrett	847-562-9121	dr@bdental.net	46 Bridlewood Lane	Northbrook, IL 60062
Secretary	Andy Kuby	847-317-1841	kubywinslow@comcast.net	2945 Cherokee Ln.	Riverwoods, IL 60015
Treasurer	Jan Shotola	847-412-9781	jshotola@yahoo.com	1865 Western Ave.	Northbrook, IL 60062
Past President	Paul Shotola	847-412-9781	p.shotola@comcast.net	1865 Western Ave.	Northbrook, IL 60062
Newsletter Editor	Al Miotke	847-297-4877	alan.miotke@chamberlain.com	920 Sumac Lane	Mt. Prospect, IL 60056
Membership	Julie Basrak	309-635-1623	cwtjulie@hotmail.com	563 West Ruhl Road	Palatine, IL 60074
Librarian	Clint Stevens	773-852-5023	clint.stevens@comcast.net	1635 S. Chesterfield	Arlington Hts., IL 60005
Raffle	Chuck Svazas	708-482-3866	csvazas@sbcglobal.net	707 Bransdale Rd	LaGrange Park, IL 60526
Tools & Equipment	Don McCloskey	847-420-6978	mccloskey@ameritech.net	2028 Gilboa Ave.	Zion, IL 60099
Demonstrations	Binh Pho	630-365-5462	toriale@msn.com	48W175 Pine Tree Tr.	Maple Park, IL 60151
Set-up / Clean-up	Duane Painter	224-643-7696	Duane.painter@comcast.net	25680 Lehmann Blvd	Lake Villa, IL 60046
Audio & Video	Lee Svec	847-331-0715	svec@att.net	661A Fieldcrest Dr.	South Elgin, IL 60177
Ornamental Turning	Bill Hochmuth	630-620-8566	wfhochmuth@comcast.net	2S725 Parkview Dr.	Glen Ellyn, IL 60137

**Ornamental Turning(OT) Seminar**

Roy Lindley

Thanks to Marie Anderson and many months of planning and coordination, the first CWT sponsored OT seminar occurred on January 21-22 at the Normac facilities. About twenty-five people with varying degrees of OT experience were afforded the opportunity to be part of an event with David Lindow and five Lindow-White (L-W) Rose Engine lathes. David is a talented machinist and Pennsylvania based clock maker with a strong passion for ornamental turning and restoring antique ornamental lathes. He and Steve White have been instrumental in making a modern day version of this special lathe available with a wide range of accessories.

To date this was the most ambitious gathering of it's sort. Apart from the number of lathes present, several owners attending coming from as far as Oregon. Most importantly this was a gathering of diverse backgrounds where ideas were freely discussed and there was a substantial gallery of work which illustrated a good cross section of L-W lathe capabilities. Newcomers departed with a better sense of how pieces are created while owners and the more experienced gained tips and techniques to improve their skills.

OT is a niche area of woodtuning which, compared to conventional woodtuning, has a relatively small group of practitioners. A particular intriguing aspect of OT and Rose Engine lathe work is the possibilities. The artist is not limited to simple rotation and creation of forms in the axial and radial directions (and in some cases off center setups). The artist has available a whole host of different controlled motions in the radial direction (from headstock rocking) as well as axially (from headstock pumping). These motions are controlled by rosettes (most would call them cam devices). In addition there is hardware (called chucks) which allow work to be held in about any orientation in



space and moved past rotating cutters to generate patterns and/or create concave or convex surfaces. Instead of simple rotation on the lathe axis, other hardware creates shapes and patterns derived from pure linear motion. All in all, this hardware makes “turning” a square box a reality.

The first day of the seminar focused on basics associated with setting up and adjusting the L-W and positioning the motor driven rotating cutters accurately. This was followed by explanation and practice on making a square box using the dome chuck. This included fundamentals on how to orient the work correctly and accurately to get the desired result. The second day focused on threading and creating an attractive fluted acorn piece using a dome chuck. This project featured double helix threads wherein an 8 threads per inch advance appears to be 16 threads per inch until one observes there are two starting positions for the lid instead of one. Since the main body of the acorn is fluted during rotation in an arc, there was additional explanation on how to determine and set the offset distance to get the correct arc radius.

Once again thanks to Marie for her coordination of this event. Also thanks to David Lindow, and to the people at Normac for the use of their facility.


## AAW "Photo's of the Week" in January



Week of Jan 3  
Sycamore



Week of Jan 17  
Spalted Maple



### AAW 25th Annual Symposium is coming soon

This years Symposium in St. Paul, Mn is being held from June 24 to 26. Registration is open and AAW members can register at the AAW website [www.woodturner.org](http://www.woodturner.org). Information about the events is also available including a list of the demonstrators.

### 2011 Meeting Agenda

	Gallery Review	Demonstration
January	Binh Pho	Jason Swanson—Sharpening with the Tormek
February	Alan Carter	Dick Sing—Mastering the Skew Chisel and Other Tools
March	Darrell Rader	Francisco Bauer—Building and use of a Vacuum Chuck
April	TBD	Alan Carter—Topic to be announced
May	TBD	Darrell Rader—Turn Spindles to Make Bowl Turning Easy
June	TBD	Al Miotke—Lost Wood Turning
July	TBD	Phil Brooks—Turning Professional and Basic Wine Stoppers
August	TBD	TBD
September	TBD	Shotola, Pyrcik, & Barrett—Shop Made Rose Engines
October	TBD	Bob Barbieri—Identifying Wood
November	TBD	TBD
December	No Review	Annual Christmas Party

It's in the Details



Member's Gallery



February Gallery



Francisco Bauer



Larry Fabian  
Maple

November Meeting



Marty Knapp  
Teak



Jason Swanson  
Walnut, cherry,



Fred Gscheidle  
Maple



Member's Gallery



Tom Waicekauskas  
Poplar

November Meeting



Alan Carter

It's in the Details



Roy Lindley  
Pink Ivory



Scott Barrett  
Cherry, Maple, Bocate



Al Miotke  
Pau Rosa, Maple, Bloodwood,  
Wenge, Tulipwood



Roy Lindley  
Walnut

Member's Gallery



Al Miotke  
Elm



Paul Shotola  
Maple, Wenge



Thomas Stegall

November Meeting

Editor's Choice



Kelly Bissell  
Walnut



Marty Knapp  
Santos Mahogany

Editor's Choice

You could not help but notice Kelly's piece this month. I imagine the 30" (give or take) height had something to do with it. But it was more than its size that drew me to this piece. The closer you looked at it the more you saw. Every good design begins with nice form and this was no exception. The eye is then drawn to the base because of the texturing and the finial which compliment the piece well. Finally you get even closer and you see the carving of a tree. A surprise and a nice finishing touch.

I'll make my personal selection each month. You may agree or not, it's a democracy, but I'm the Editor.

# Binh Pho

## Woodturner



San Francisco, 2008, box elder and acrylic paint

College of Lake County  
**Robert T. Wright Gallery**  
February 25 - April 10

Opening Reception  
Friday, February 25, 7-9 pm

Music by

**Rick Embach & Jim Seidel Duo**

Refreshments served

This event is free and open to the public



Photo by Deryl Duer

Binh Pho escaped his native Viet Nam after the Communist take-over and now resides in the Chicago area. He creates figurative and abstract imagery on delicately pierced and painted wood vessels. His forms and subjects come from memories, Eastern culture, Zen mind and his own playful thoughts. He says of his work, *"I put a soul into every piece I create. I don't make objects; I create characters. If the viewers can pick up on that soul, I've accomplished it."*

### Gallery Hours

Mon - Thu 8:00 am to 10:00 pm  
Fri & Sat 9:00 am to 4:30 pm  
Sun 1:00 to 5:00 pm

### Spring Break

March 28 - April 3  
Mon - Fri 8:00 am to 4:30 pm  
Closed Sat/Sun April 2 & 3

### Wright Gallery

19351 W. Washington  
Grayslake, IL 60030  
Voice: 847-543-2240  
E-mail: [sjones@clcollinois.edu](mailto:sjones@clcollinois.edu)  
[gallery.clcollinois.edu](http://gallery.clcollinois.edu)



*The Robert T. Wright Community Gallery of Art is a project of the College of Lake County Foundation.*

**Attention  
artists,  
teachers and  
demonstrators**

If you are participating in a craft show, have a gallery exhibition, will be teaching or demonstrating your craft, or know of an event of interest to woodturners, please contact the Editor to add the event to the calendar. A little self-promotion is a good thing. Your fellow woodturners want to know about your events.

**Calendar of Events**

Classes at Woodcraft, Libbertyville (New location in New Berlin)

Pen Turning with Don McCloskey	Feb 27
Turning 101 with Carol Floate	March 26,27
Pen Turning with Don McCloskey	April 30
Turning 101 with Carol Floate	May 28,29

Classes at Woodcraft, Milwaukee (New location in New Berlin)

Turning Captive Rings with Jason Swanson	March 17
--	----------

**Symposiums**

Tennessee Association of Woodturners Annual Symposium—Raddison Hotel, Nashville. January 28,29 <http://tnwoodturners.org/symposium/>

AAW 25th National Symposium June 24-26, St. Paul RiverCentre

Ohio Valley 2011 Symposium Sept 30—Oct 2 Higher Ground Conference Center.

To add events to the calendar, contact Al Miotke at 847-297-4877 or [alan.miotke@chamberlain.com](mailto:alan.miotke@chamberlain.com)

**Winter Wood Wonders Festival**

**February 26,27**

**St. Charles Ballroom**

**St. Charles, Il**

**Free Demonstrations,**

**Wood Art Show,**

**Area Club Exhibits,**

**Vendors,**

**Kids Activities**

**Net Proceeds go to benefit our Veterans**

**[www.WinterWoodWonders.com](http://www.WinterWoodWonders.com)**

## For Sale or Trade

Contact the Editor to post your items

Large pieces of Ambrosia Maple, Flaming Box Alder, Apple and Walnut for sale. These are with natural edges cut from the tree except the walnut which was cut into blocks. Will cut to smaller sizes to meet needs. If interested can call Martin Meyer: cell 773-879-4184 or home 773-631-7668.



Broadhead Garrett, J Line, 220 volt Lathe-\$400 which includes \$600 purchase price of tools and accessories. At the face plate, a 16" diameter x 4" depth can be turned and a 40" long spindle can be turned. Contact Fred at 815-393-4293



Metal Lathe for Sale. New was \$1500.00 - Would like to get \$750.00 for it. Cabinet needs some paint. Contact Greg Karr GMKarr431@aol.com, 630-513-1681



Items of interest to woodturners for sale, wanted, trade or free are welcome.  
Non-commercial ads only, please. To place an ad, contact Al Miotke.  
847-297-4877 or alan.miotke@chamberlain.com



Monthly Meetings are held on the 2nd Tuesday of each month at Friendship Village 350 W. Schaumburg Road Schaumburg, IL 7:00-10:00 PM 847-884-5000 Join us in the Woodridge Room in the Bridgewater Place building. 7:00pm -10:00pm All are welcome.

Visit our website  
[chicagowoodturners.com](http://chicagowoodturners.com)

Membership in the Chicago Woodturners is available to anyone wishing to increase their turning skills through education, discussion and critique. Annual dues are \$25.00 for a single membership and \$35.00 for a family. Visit our website for an application or contact Julie Basrak

The Chicago Woodturners is a chapter of the American Association of Woodturners (AAW). Visit their website for more information.  
[www.woodturner.org](http://www.woodturner.org)