



27 years of Art,
Craft, Technology,
and Tradition.



The Monthly newsletter of the Chicago Woodturners

February 2013

Headline News

Mentoring

Tuesday's mentoring session is titled "Your Choice". Bring any question or problem you have related to a project, tool, wood, procedure, or anything else, and get it answered. Lathe and grinder will be on call if needed. The fun begins at 6:15PM.

If interested in learning how to use of the Jamieson Hollowing System, contact John Eslinger at 847-830-6894 or eslingerjohn@msn.

2013 Demos and Hands-on Classes

All day Saturday demos are held at our normal meeting room. Sunday one day classes and Mon-Tuesday 2 day class is held at Normac.

Mike Hosaluk: April 13-16

Alan Lacer : June 1-4

Bonnie Klein: November 9-12.

Signup is open and hands-on classes are filling up fast See page 9-11 for more details.

Winter Wood Wonders

Feb 16-17 at Kane County Fairgrounds. See wood crafts on display plus demonstrations on turning, pyrography, carving, intarsia. Proceeds to benefit the veterans. See www.winterwoodwonders.com

Rockwell Demo Opportunities

On Thursday, February 14, 2013, WGN TV will be at Rockler Hardware on Golf Road during the day. Rockler would like to have the Chicago Woodturners doing demonstrations on-site from 10 AM to 4 PM. Here's your chance to get on the telly doing your signature vessel or pen. Rockler sponsors a lot of the things we do and offers us all a discount. Here's your chance to pay them back and have some fun while you're there. If you can assist please let me know or call Dave at the Rockler store directly.

Rockler s also looking for 4 people for 1 hour or 2 people for 2 hrs to do some demos on Sat March 16th. As of right now the hours that are open are 10, 11, 1, 2, and 3pm. Please let me or the store know as soon as you can. They will also be doing this on May 18 and August 17th. Rockler also has some Sorby demos coming up on February 6, 1-4 pm and 5-8 pm The Sorby folks will be on site and all Sorby tools are 20% off. Please call the store to let them know you're coming so they can put out a chair for you.

2013 Meeting Agenda

Month	Gallery Review	Demonstration
January	Max Shoenberger	Vacuum Chucks—Phil Brooks
February	Marie Anderson	Chain Saw Safety—Dan Anderson
March	Paul Pyrcik	Spiral Segmented Pen—Jason Swanson
April	Clint Stevens	Baxter Threading Jig—Andy Kuby
May	TBD	Wands—Don Johnson
June	TBD	Al Miotke—TBD



President

Scott Barrett

Lets have a friendly CWT welcome to new members and guests by restarting the Greeter program.

Presidents Curls

I had both an interesting and enlightening conversation with a new member at the January meeting. As much as I wanted to hear Max's comments on the gallery, I gave my full attention to this member and his concerns. This isn't the first time this topic has come up, but it is my goal to make it the last during my term as club president.

Let me set the stage for you. A potential new member arrives at the door. He or she is greeted by Roger or Julie Basrak. We gather their name, home town, and maybe a \$25 membership fee. If they arrived alone, they are left to wander the room hoping to understand how and why our club functions. If they are fortunate to have arrived with a member, their integration into our club is made eminently more comfortable. It is this feeling that I would like to see us provide for each and every individual that walks through the door.

This idea is not mine. It was first brought to our attention by Sandy White several years ago. When Sandy came to the Chicago Woodturners he was that person I describe. He came to us with an enthusiastic attitude and a hope that he could learn and grow from the wealth of knowledge our club enjoys. Sandy felt lost. He did not know anyone and nobody knew him. We met in the basement of Woodcraft. Yes there was a raffle table, gallery table, and members engaged in conversation. But Sandy wasn't a part of the "group". Being the professional that he is, he came to the board with his concerns and offered a solution. He suggested we have a "greeting committee" and offered to organize it. But like so many well intended ideas, over the ensuing months we became complacent and fell back into our old ways. Where is Sandy when we need

him? I propose that there are many other "Sandy's" among us. There are those that need a guide and those that can act as that guide. Once again it's just a matter of finding a few members to make a difference for our visitors and new members. If you believe in this club, then stepping forward to guide a new individual through the nuances of our meeting should be easy. If you here just for the entertainment, our club will never reach its potential. It is really simple. On any given night we have up to 60 members in attendance. Most meetings would only require 2 or 3 individuals to participate in this effort. If each member was available only once, we could provide "greeters" for nearly 3 years! This will make you feel good, and enrich the experience of a curious visitor or potential new member.

Please don't make me beg. When you walk through the door tell Roger and Julie you are available to help. If you're not needed this month, then maybe next month you will be. Just once each 3 years and we will be able to provide a warm welcome to someone interested in our club.

I want to thank Robert Wersching for the inspiration to write this month's column. But more importantly I want to welcome you, Robert, to the Chicago Woodturners Club. We have much to offer and I encourage you to immediately get involved and take advantage of the many programs available. Robert is interested in pen turning and has a background in sales. He will have a short presentation on accepting credit card payments for your woodturning sales.

A handwritten signature in black ink, which appears to read "Scott Barrett". The signature is written in a cursive, flowing style.

January Meeting Minutes

Clint Stevens

The January 8th Chicago Woodturners Meeting began with President Scott Barrett recognizing Richard Nye. Richard announced part of the 2013 demonstration schedule with accompanying one and two day hands on classes. Three of the four demonstrations now set are:

Michael Hosaluk, April 13th through 16th.

Alan Lacer, June 1st through 4th

Bonnie Kline, November 9th through 12th.



Signup sheets are now available for all day

demonstrations and classes. Signing up for class commits members financially for those classes. The one day class is \$125, the two day class is \$250.

Richard asked for suggestions for an additional demonstrator in July or August. Members suggested David Springette and Dixie Biggs.

Scott Barrett emphasized the importance of filling the class and paying the fees. CWT is investing about \$14,000 for these classes. The future of the program is ultimately financially dependent on strong attendance.

Scott summarized the CWT 2013 budget. All expenses (rent, equipment, insurance, fees, etc) are about \$9,200. Membership income will be about \$5,600. The discretionary budget (demonstrations, classes, educational grants) is \$15,700



Income from class and demonstration fees is estimated at \$11,250. The total deficit is over \$8,000 made up from the education fund (TOC proceeds.)

The Board of Directors have approved \$6,200 to be used by for projects suggested by the Education Committee.



The membership supported the proposed budget by voice vote.

Don McCloskey announced Educational Grants approved for 2013.

Andy Kuby received \$55 for an adapter for a Baxter threading jig for an upcoming demonstration.

Dan Kopala received \$375 for turning wood.

Amy Hughes received \$500 for shop time to explore bowl turning.



All applications were approved by the Education Committee based on blind (no name) applications.

Southern Shore Arts Association is hosting an exhibit April 5th through 28th. They contacted CWT for display pieces for sale during the exhibition. Jason Swanson volunteered to be the CWT contact person for the event. Contact him if you have a piece for the show.

Janice Shotola is leaving the CWT Board with the gratitude of all members. Rosemary Pagura is the new treasurer. Janice reported CWT total on deposit of \$55,911 in various checking and savings accounts.

CWT News

January Raffle

The January Raffle Winners:

Al Miotke—Sanding belts and bowl blank
Mark McCleary—Walnut and cherry bowl blank
Wayne Rhein—Johaness Michelson video
Bill Peterson -- Wood blocks
Mathew Schmidt—Walnut Blank
Polymer pen blank—Chuck Svazas

February Raffle Items

Jobillo Blank
Calipers
Pen Blanks
Books
Mahogany
Maple

Membership report

Julie Basrak

We would like to thank those members who have already paid their dues for 2013! Twenty-eight members paid at the January meeting. One person joined at the January meeting: Roberto Ferrer, who lives in Skokie.

Thanks to the efforts of Don McCloskey and Al Miotke and others who offered support and encouragement, we gained a total of 9 new members (4 individual and 2 families) at the membership drive at WoodCraft on Jan. 19. They are David Bertaud from Libertyville, Dennis Gibson from Woodstock, Peter Sahn from Spring Grove, Joe Ullrich from Grayslake, Blaine and Jean Harrison from Libertyville, and Jonathan, Jon and Mallory McElyea from Beach Park. We'd like to extend a warm welcome to our new members! Be sure to introduce yourself to them as you see them at meetings.

Roger & Julie


January Mentoring—Bowl Turning



Vacuum Chuck Designs

Paul Rosen

For our first meeting of 2013, former club president Phil Brooks prepared a Powerpoint presentation on the design of vacuum chuck systems for woodturning. With all such systems, one must seal the vacuum and decouple the rotation. Phil cited three different designs to accomplish both goals, along with the relative pros and cons of each.



Case I: Seal and Decouple at Inboard Side

From a previous demonstration by Bob Leonard, Phil showed a composite of five different photos (see online handout on the club website, www.chicagowoodturners.com). Bob's chuck is both easy and inexpensive to build. And it works great for a limited range of bowl sizes. But it requires a scroll chuck to hold the vacuum chuck, and it requires a complete vacuum chuck for each size and shape. Making a new chuck for each size and shape can get expensive.

Case II: Seal at Headstock; Decouple at Outboard End

Phil showed three photos of his personal vacuum chucking system. His system seals with an O-ring at the headstock end and decouples at the outboard end. There are three advantages with this system: (1) you don't need a scroll chuck; (2) the vacuum chucks attach directly to the drive spindle (simpler and cheaper); and (3) the chucks can be of many sizes and shapes. The disadvantage: Phil's coupler is industrial grade, which makes it expensive (around \$70.00).

Case III: Seal and Decouple at the Outboard End

This system uses a sealed bearing and closed-cell foam. Advantages: (1) no scroll chuck is needed; (2) vacuum chucks are simpler, cheaper, and attach directly to the drive spindle; (3) the system permits many sizes and shapes for the vacuum chuck. The disadvantage: It may be more difficult to get a good vacuum seal on a small, outboard handle.

Phil proceeded to show six more slides showing photos of the different vacuum chucks he uses with his system. These included a relatively flat disk covered with neoprene (think computer mouse-pad) that curved inward about one-half inch from the rim to the center, a wooden hubbed drum, and a faceplate drum. The latter two employed two different diameters of PVC pipe, glued into place on both ends by turned wooden rings. Each ring had a slot into which the PVC pipe was glued.

The balance of Phil's presentation dealt with the physics of atmospheric pressure and vacuums. Recall from your high school physics class that the weight of air around is, on average, 14.7 psi, 760 mm of mercury (Hg) aka 760 Torr (named in honor of Torricelli, credited with inventing the barometer), or 29.92 inches of Hg, at sea level. A good vacuum pump can pull 20-inches of Hg, or about 2/3 atmospheric pressure. From this, we can calculate the force (in pounds) that a vacuum of 20-inches Hg will exert on disks of various diameters:



Diameter	2"	3"	4"	5"	6"	7"	8"
Force (lb)	38.8	69.5	124	193	278	378	494

(Continued on page 6)

Vacuum Chuck Designs

Paul Rosen

(Continued from page 5)

Compare these vacuum forces with the maximum holding forces on a spindle with a No. 1 Morse Taper (200 lb) or a No. 2 Morse Taper (600 lb). But what if your vacuum system can't pull a 20" vacuum? You could have leaks in your system. You could be using a porous species of wood or a small thickness of wood, e.g., thin plate. Or your vacuum pump could be on its last legs. What if your vacuum gauge shows you are pulling a vacuum of say, 15" Hg, instead of 20" Hg? If so, then you would re-work the numbers in the table, reducing the holding force by 15/20, or 0.75.

What if you prefer to think in psi instead of inches of Hg? Phil offered a conversion formula: Given "X" inches of Hg; Find psi.

$$(X \text{ inches of Hg})/29.92 \times 14.7 \text{ psi} = 0.49 \times \text{psi}$$


Let's say you have a bowl whose area is "X" square inches. Recall that the area of a circle is $\pi \times \text{radius}^2$. An alternate version of this formula for the area of a circle is $\pi \times \text{diameter}^2/4$. To calculate the vacuum holding force on a bowl of a given diameter, use this formula:

$$\text{Force} = \text{Bowl Area} \times \text{Vacuum Pressure}$$

or $3.14159 \times \text{diameter}^2/4 \times \text{Your Vacuum Gauge Reading (in psi)}$.

For Further Reading

Phil mentioned a relevant paperback published on April 1, 2011 by Clarence "Doc" Green entitled, *Fixtures and Chucks for Woodturning; Everything you need to know to secure wood on your lathe* (Fox Chapel Publishing; ISBN-10: 1565235193, available on www.amazon.com for about \$16.00). "Doc" Green got his Ph.D. from Clemson University in 1970. He spent 33 years teaching mathematics and physics at two community colleges. He started woodturning relatively late in life in 2004, but he got hooked. Seven years later, after authoring articles on a dozen different woodturning topics, he published *Fixtures and Chucks for Woodworking*. For more information, visit www.docgreenwoodturner.com. He offers a brief biography that shows not only wit, but a broad range of interests including electronics, photography, building and flying an ultralight airplane, and his love of using a horse to plow fields when he was 10 years old. His motto: *Don't buy it if you can make it.*



Parting Thoughts...

To be safe, you probably need a minimum vacuum force of around 50 lb. If your chuck holds a fragile piece, you may want to consider installing a bleeder valve so you don't exert excessive vacuum pressure. And if your piece has small voids in it, consider taping these to help maintain your vacuum. And don't try to vacuum chuck a freshly lacquered piece, as your vacuum could "suck in" your finish.

Our thanks to Phil, Bob Leonard, and Evangelista Torricelli—the latter for having the courage to challenge his mentor, Galileo, who firmly believed (as did other Aristoteleans of his time) that the atmosphere was weightless. Heady times, those, back in 1643. Makes you wonder whether Evangelista got his Christmas bonus back in '43.

A week with the Obi Wan Kanobi

Clint Stevens

Have you been a Woodturner for more years than the trees you turn have been alive? Maybe you are just starting and haven't yet turned that all important first bowl. Either way a few sessions at the David Ellsworth School of Woodturning is a treat not to be missed.

Just in case you never heard of David Ellsworth, he has been turning since 1958. His works sit in collections and museums around the world including the Smithsonian and the White House. His American Association of Woodturners membership number is 1. Yes, he was a founding member and past president. As a teacher he is as close to an Obi Wan Kanobi as the woodturning world has ever had.

In early December, CWT member Thomas Stegall and I spent several days with David and his wife Wendy. Wendy Ellsworth is also an excellent artist and humanitarian volunteer with the Women's Village Project. They have side by side studios deep in the forests of Buck County in Eastern Pennsylvania. The first evening was a social event with three other classmates and the Ellsworth's at their home. A word about their home. It sits a short stroll from the studio buildings and has shelves, tables and stairs filled with turnings from masters of the craft. When I counted my photos from inside the Ellsworth's home the number was higher than the photos I took inside the British Museum a few months earlier.



The next three days were spent in an environment of intense turning interrupted by three grand meals daily prepared by David and Wendy. Hurricane Sandi had passed through weeks earlier dropping several mature trees. Green wood was the wood of choice. David spent a little time each day teaching his method of turning with emphasis on the bowl gouge and hollowing tools.

Time at the lathe with David was of course the icing on the cake. He pushed our abilities with wise guidance that made nobody have the feeling of being tossed into the deep water to learn how to swim. My most memorable moment was when David encouraged me not to stare at my tool tip. Rather I was to feel the curve cut with my whole body. Did I mention that he was the Obi Wan Kanobi of woodturning instructors? Over the three day period I completed three projects including my first true hollow form.

In addition to my projects, Thomas and I left Pennsylvania with new found turning friends, recipes for healthy cooking, and reassurance of techniques we knew as well as corrections for techniques we thought we knew.

You can read more about learning with David at www.ellsworthstudios.com, or write him at david.ellsworth3@gmail.com. Several CWT members have studied with David and would be happy to talk about our experiences.

AAW "Photo's of the Week" in January



Week of
January 7



Week of
January 21

© Michael Gibson

Week of
January 14



Week of January 28—Cherry

Chicago Woodturners Board of Directors and Committee Chairs 2013

President,	Scott Barrett	847-562-9121	dr@bdental.net	46 Bridlewood Lane	Northbrook, IL 60062
Vice President,	Don McCloskey	847-420-6978	mccloskey@ameritech.net	2028 Gilboa Ave.	Zion, IL 60099
Secretary	Clint Stevens	773-852-5023	clint.stevens@comcast.net	1635 S. Chesterfield	Arlington Hgts, IL 60005
Treasurer	Rosemary Pagura	(847) 524-0231	fpagura.sr@att.net	944 Wisconsin Lane	Elk Grove , IL 60007
Past President	Phil Brooks	847-400-4539	philbrooks32@gmail.com	1052 Cheswick Dr	Gurnee, IL 60031
Newsletter Editor	Al Miotke	847-297-4877	alan.miotke@chamberlain.com	920 Sumac Lane	Mt. Prospect, IL 60056
Membership	Julie Basrak	847-358-2708	cwtjulie@hotmail.com	563 West Ruhl Road	Palatine, IL 60074
Librarian	Robert Schultz	815-245-7495	grislakera@att.net	2819 South River road	McHenry, IL 60051
WebMaster	Mark Dreyer	630-406-9360	mg_dreyer@yahoo.com	1070 Sonoma Lane	Aurora, IL 60502
Raffle	Chuck Svazas	708-482-3866	csvazas@sbcglobal.net	707 Bransdale Rd	LaGrange Park, IL 60526
Tools & Equipment	Don McCloskey	847-420-6978	mccloskey@ameritech.net	2028 Gilboa Ave.	Zion, IL 60099
Set-up / Clean-up	Duane Painter	224-643-7696	duane.painter@comcast.net	25680 Lehmann blvd	Lake Villa, IL 60046
Audio & Video	Ian Kuhn	312-213-3772	ian@dmbroad.org	1510 Dale Dr.	Elgin, IL 60120
Educational Committee	Darrell Radar	815-648-2197	drader@clear.net	10703 Allendale Rd.,	Woodstock, IL 60098
Demonstrations	Rich Nye	630-406-1855	nyewoodturning@earthlink.net	40W257 Seavey Road	Batavia, IL 60510

Let's Start at the Very Beginning 

Paul Shotola

A very good place to start. Remember that song? Doe, a deer, a female deer... Great, now it's stuck in your head, too. Starting at the very beginning worked for Julie Andrews in *A Sound of Music* wherein she nearly instantaneously teaches a family of Austrian children of varying ages and cuteness how to sing, so I'll try it here.

The beginning? The Chicago Woodturners hosts all-day demonstrations, led by the most innovative and entertaining (not to mention famous or soon-to-be famous) teachers available. These demos occur three to five times a year. Demos are held at our regular meeting space, Christian Liberty Academy in Arlington Heights, and make full use of your club's state-of-the-art A/V equipment and modern, full-sized lathe. Cost? Quite reasonable; details to follow.

All-day demos have been the hallmark of the CWT for at least a dozen years. Very few of the American Association of Woodturners' Chapters have the facility and resources to host such events. Yours does. Consider yourself fortunate that your club hosts such legends as David Ellsworth and Ray Key (two of the folks regarded as modern masters of woodturning, from the US and Great Britain, respectively) and many other masters and artists from the varied field of Turning.

These demos and demonstrators are selected based upon their teaching ability, innovation of technique and (not least of all) their entertainment value. We try to schedule artists who can work with relative newcomers to the craft as well as seasoned professionals. Artists are featured with a more artistic bent as well as artists who take a more nuts-and-bolts approach. Don't worry about being too new or too advanced for the demos. The demonstrators have been chosen to be of value and interest to every turner, no matter the experience level. Shortly after I first joined CWT, Michael Hosaluk, from Saskatchewan, Canada, gave a demonstration. Michael is considered one of the more "out there" artists in the world, but his demo was riveting for me as a relative newcomer, while also engaging the more experienced in the crowd. I remember thinking: "He's so fast!" and "The amazing part is that he thought of this!" I had similar thoughts with Stuart Batty and David Nittmann and many others, and you will too.

What do these demos cost? A surprisingly small

amount. Members can sign up and pay for a mere \$15 (a 50% savings) at any club meeting prior to the event. This gives the organizers help in planning and providing refreshments, and makes the demonstrations affordable for everyone. Attendance registration is transferable but isn't refundable.

Are these demos fun? You bet. Are they learning experiences? Absolutely. At every demo (and others can confirm this, such as Darrell Rader) there will be a moment where you will say to yourself: "That alone is worth the price of admission". It happens to me at every demo. There are moments of value that I refer to and remember even now, after a dozen years.

In conjunction with the demos, the CWT hosts hands-on classes with the demonstrators. Again, very few clubs have the facility and resources to support a classroom. You should take advantage of these opportunities. Most of the demonstrators (since they are already in town for their demo) conduct one- and two-day classes. Tuition is based on the daily demonstrator rate divided amongst six (sometimes seven) students. Classes are held in our classroom at NORMAC Manufacturing in Geneva. This is an excellent opportunity to try new techniques, get personalized instruction from world-class turning artists and teachers, plus work on a full-sized lathe, alongside your friends and fellow turners. Classes fill up quickly, but you can register and pre-pay tuition to reserve your space. Ask anyone who has taken a class, and they will tell you that classes are the best bargain in woodturning education available. You don't even need to travel out-of-state, we bring the teachers to you!

If this all seems like rather basic information, it's supposed to be. A lot of you are fairly new to the club, and these are excellent programs put together and managed by you, the CWT. It's well within your grasp and abilities at turning to avail yourselves of these programs. Let's start at the very beginning and have some fun doing it. That will bring us back to... —



An Open letter to Michael Hosaluk

Paul Shotola

It's sooner than you realize. April is right around the corner. Think back: Wasn't it just Christmas? Time does fly. You blink and 26 years have gone by. Of course, you've gained some experience over those 26 years, tried some new techniques, been around the world teaching and demonstrating wood turning. 26 years ago, you helped found the American Association of Woodturners, holding membership number 6

(David Ellsworth holds #1- good company).

In 26 years, you have taught countless students at some of the most famous schools in the country, such as

Marc Adams, Arrowmont and the John C. Campbell Folk School. In that time you've founded and run an Art festival known as "Emma Lake" that gives artists in many media from all over the world the chance to collaborate and share techniques.


You're represented by the premier art gallery in wood art (Del Mano) along with such greats as Binh Pho, Hans Weissflog and William Hunter.

For over 26 years, you have methodically tried every technique, material and media, consistently

pushing the envelope of what is possible using simple, easy-to-learn techniques that have been taught to and inspired thousands of turners. And now, you're returning to Chicago from

Saskatchewan for a full day Demonstration and 1 and 2-day classes. Your 26+ years of experience will be liberally shared, suitable for beginning neophyte and seasoned pro alike. Chicago Wood Turner members are looking forward to your usual good, solid turning with design and imagination that is truly "out-of-the-box."

CWT members (and honored guests) are planning to attend your demo on April 13, with hands-on classes to follow. Attendees are looking forward to spending time with you, tapping your over 26 years of experience and creative thinking. April in Chicago should feel almost tropical compared to central Canada. It's been too long since your last visit, but time does fly. April is right around the corner. We'll see you soon!



Late-Breaking News!

2013 Demonstrations and Hands-On Classes

Demonstrator	Demo (CLA)	One-Day Class (NORMAC)	Two-Day class (NORMAC)
Michael Hosaluk	Saturday, April 13	Sunday, April 14	Mon-Tue, April 15-16
Alan Lacer	Saturday, June 1	Sunday, June 2	Mon-Tue, June 3-4
Bonnie Klein	Saturday, November 9	Sunday, Nov 10	Mon-Tue, Nov 11-12

One or two more demos and classes may be added in 2013.

Contact Rich Nye or Rosemary Pagura for details

Richard Nye, Demonstrations Chairman
 40W257 Seavey Road, Batavia, IL 60510
 630-865-7938
nyewoodturning@earthlink.net

Rosemary Pagura, Treasurer
 944 Wisconsin Lane, Elk Grove Village, IL 60007
 630-816-1019
rosepagu@gmail.com

Sign-up and tuition payment can be made at any CWT Meeting *prior to the event.*

Checks for classes may also be mailed to Rosemary Pagura once you have confirmed your slot in the class with her.

Prepaid demo admission fees and class tuition are not refundable, but may be transferred to another turner. Demonstration admission is \$30 at the door, but a 50% discount (\$15) is available to all CWT members signing up and paying their admission fees at any CWT meeting prior to the demo. Join CWT for \$25 per year and take advantage of the discount.

Tuition for Michael Hosaluk is \$120 for the one-day class and \$240 for the two-day class. Tuition for all other classes will be \$125 for one-day and \$250 for two-day. Tuition must be paid in advance to register for a class and guarantees the student's reservation.

All demonstrations will be held at
 Christian Liberty Academy (CLA)
 502 W. Euclid, Arlington Heights, IL 60005.
 9:00 am to 5:00 pm.

All classes will be held at
 NORMAC Manufacturing
 2570 Kaneville Court, Geneva, IL 60134.
 9:00 am to 5:00 pm.

Its in the Details



Member's Gallery



Bill Brown
Walnut



Richard Dlugo
Ash



Dawn Herden-Charles

January Meeting



Rich Dlugo
Oak



Roy Lindley
Blackwood, Ebony



Francisco Bauer—Honey Locust

Member's Gallery

January Meeting



Al Miotke
Tigerwood, walnut, bloodwood



Marie Anderson
Buckthorn



Scott Barrett
Cocobolo



Rich Nye
Texan Ebony, Ebony



Bill Robb
Yellow cedar, Curly Koa,
blaciwood

Member's Gallery

January Meeting

Editor's Choice

Editor's Choice



Dawn Hendon Charles
Birdseye Maple



Marty Knapp
Wenge



Bill Brown
Maple



Bob Barbieri
Maple



Mary Knapp
Russian Olive

Did you ever think about turning an item that sounds like a spinning propeller where your tool spends 80% if the time cutting air? Its fun and requires good control using sharp tools. Just keep your fingers behind the tool rest if you want to keep all 10 digits. This piece is an excellent execution of the technique, A smooth surface, nice color, the bark inclusion adds extra interest and a nicely finished bottom. The work of a good craftsman.

I'll make my personal selection each month. You might agree or not, it's a democracy, but I'm the Editor.

Member's Gallery

January Meeting



Alan Carter



Amy Hughes—Box Elder



Marie Anderson
Cherry



Bob Leonard
Walnut



Don Johnston
White Oak

Winning Numbers

103282

103378

Bring your winning ticket to Chuck—our Raffle Master.

Member's Gallery

January Meeting



Andy Kuby
Butternut, Walnut



Bob Bergstrom
Spur Drive Fixture



Bob Bergstrom
Fiddleback Maple



Rich Nye
Silver maple



Francisco Bauer
Maple



Joe Wiener

Member's Gallery

January Meeting



Bill Brown
Ash



Dawn Herndon-Charles
Birdseye Maple



Francisco Bauer—Maple



Jason Swanson



Larry Fabian
Cherry



Ken Staggs
Olive

For Sale, Trade, or Wanted

Contact the Editor to post your items

I'm interested in purchasing a used mini lathe. I can be reached by phone at 847-695-4805 or email at moorhouse.dale@yahoo.com.

—Dale Moorhouse.

Oneway 1224 wood lathe (built by a small family-run company in Canada using American steel). Approximately 7 years old, with less than 60 hours of use. I've enjoyed using this lathe for small gift items and have always been impressed with how smooth and quiet it is.

Unfortunately, I need to sell it due to health reasons. Asking price is \$1,850.00. Please feel free to contact me (608-836-5511) or by email "colour@mailbag.com with questions or for further information.

- Richard Bentley

My lathe is a vintage babbet bearing headstock with 18 inch swing. The bed is 14.5 feet long, but could be cut down to any length. I have a 6 foot tool rest, a 30inch, and a 12 inch. There is a nice heavy faceplate and two custom made steady rests. The motor is 3/4 horse with a 3 step pulley. The headstock also has a 3 step pulley. There are 3 banjos. The bearings are in good shape with shims still in place. I am asking \$1600 or BO.

Bob Neal 309-678-1277



Events

AAW 2013 National symposium June 28-30, Tampa FL
<http://www.woodturner.org/sym/sym2013/index.htm>

Ohio Valley Woodturners Guild Turning 2013 October 11-13,
<http://www.ovwg.org/2013-symposium-2/2013-symposium/>

Items of interest to woodturners for sale,
wanted, trade or free are welcome.

Non-commercial ads only, please.

Events of interest to woodturners are also welcome

To place an ad, contact Al Miotke at 847-297-4877
or email at alan.miotke@chamberlain.com



**Monthly Meetings
are held on the 2nd
Tuesday of each
month at:**

**Christian Liberty
Academy
502 W Euclid Ave
Arlington Heights,
IL**

7:00-10:00 PM

**Please join us
All are welcome.**

**Visit our website
chicagowoodturners.com**

**Membership in the
Chicago Woodturners
is available to anyone
wishing to increase
their turning skills
through education,
discussion and
critique. Annual dues
are \$25.00 for a single
membership and
\$35.00 for a family.
Visit our website for
an application or
contact:**

Julie Basrak

**Membership
Chairman**

The Chicago Woodturners is a chapter of the American Association of Woodturners (AAW). Visit their website for more information.

www.woodturner.org