



23 years of Art,  
Craft, Technology,  
and Tradition.



The Monthly newsletter of the Chicago Woodturners

March 2011

## February Demo Review— The Skew with Dick Sing

Clint Stevens

In February, Dick Sing gave a master course to CWT members on the skew chisel. We all know the arguments for learning to use a skew chisel. It's perhaps the most versatile turning tool available. If you are spindle turning, you need no other cutting tool. It leaves a smooth finish which often needs no sanding. Even so, the number of turners who never learned the basics of this tool is troublingly large. Dick calls it "the tool everyone loves to hate," with reason. If it's not used correctly, it can give frustrating catches or skates.

The skew is a deceptively simple tool to look at. It can be made from round, flat, or oval steel, and can be almost any size. The difference that is most argued about is the edge. The classic straight edge runs between the point and the heel at about a 70°.

A curved edge offers a number of cutting angles, and makes cove cuts considerably easier. This curved edge has been advocated by many turners including Richard Raffan and Al Lacer. Dick Sing favors a slight radius on the edge of his narrow skew, especially when cutting coves.

Regardless of the size or profile of a skew, in order to work well, it must slice the wood by rubbing the bevel and taking a small cut. Other than that, there are not really any rules to its use. It can cut point up, heel up, at almost any angle, just as long as the bevel rubs the wood along the cut. Beads are



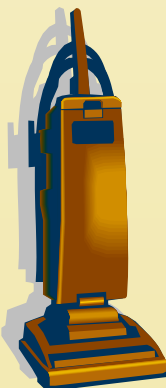
*(Continued on page 3)*

## March Demo— Building and Using a Vacuum Chuck

Francisco Bauer

### In This Issue

Dick Sing Demo	1,3
Presidents Curls	2
Meeting Minutes	4,5
Larson Demo Review	6,7
AAW Photos of the week	8
Gallery Review	9
Member's Gallery	10-14
Closer Look	14
Calendar of Events	15
For Sale	16



OK, now that the picture has your attention, let's chuck the vacuum cleaner and talk about vacuum chucks. At the March meeting, Francisco Bauer will tell us why you should convince your spouse that you really need a vacuum chuck. After all, who can resist a new tool. Learn why this is an excellent and versatile chucking option for many applications. Rumor has it, if you don't want to shell out a few hundred bucks for a commercial model, Francisco will tell us how to make our own for a fraction of the cost.

**Curly from the President's Platter**

**Phil Brooks**



**President  
Phil Brooks**

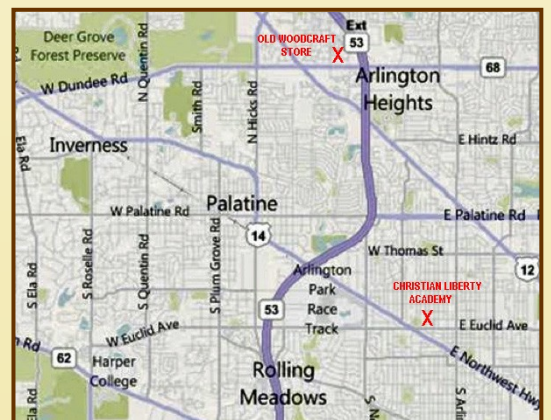


As many of you know the Educational Committee has been doing a rather extensive search to find a new location for our club. Our goal is to find a location that will allow us to have our meetings, demonstrations and classes at one place. Our present meeting site, Friendship Village, is too small and the location has caused some of our northern location members to stop coming. After constructing a map showing the residence of each member, it confirmed that the optimum location was the Palatine/Arlington Heights area, so we have given extra effort to finding at site in that area. After numerous visits to a variety of sites, the Educational Committee and the Board of Directors have agreed on a site to recommend to the membership for evaluation and approval. The following discussion is a summary of the key features of that site.

The site recommended is the Christian Liberty Academy, located at 503 Euclid Avenue, Arlington Heights, IL. It's about 3 miles from our previous location at Woodcraft (See Map). It has a meeting room, for holding our monthly meetings and the professional demonstrations, which has a capacity of over 250 people (See Photo). It has abundant parking, a large storage area we could use, complete audio/visual capability, large bathrooms and full time security. In addition it has a woodshop that is sparingly used and has the capacity to hold our hands-on classes. Our first meeting we got a lease estimate of \$85/hour (the equivalent of \$14,000/year), which put this location way out of contention.

After visiting several other sites, it was decided that we needed to find a way to get a more affordable fee from the Christian Liberty Academy. I put together a PowerPoint presentation entitled "Proposed Joint Venture With Christian Liberty Academy" and presented it to their management on January 18th. It was

well received and started a good dialog on why it would be a "win-win" situation for both parties. A week later Christian Liberty notified us that they were willing to give us a one year lease for \$2,500. Subsequent discussions with them indicated that the one year lease wasn't meant as a trial period; they just thought it was a prudent thing to do to make sure there weren't any surprises. We will have to invest some "sweat capital" in providing CLA the labor to move things around in the woodshop; the details of which are still to be worked out. Christian Liberty has been easy to work with and is anxious for us to join them. I believe that this can be a great opportunity for both parties, so come to the March meeting to have a discussion and vote on whether we should move to this new site. I hope to see you then.



*Phil*

**Important  
Membership  
Vote at the  
March  
Meeting**

**Don't miss the  
March meeting for  
an update on the  
Education  
committees  
search for a new  
meeting location  
for CWT meetings  
and demos's.**

**February Demo Review— The Skew with Dick Sing**

**Clint Stevens**

*(Continued from page 1)*



Dick's toolkit

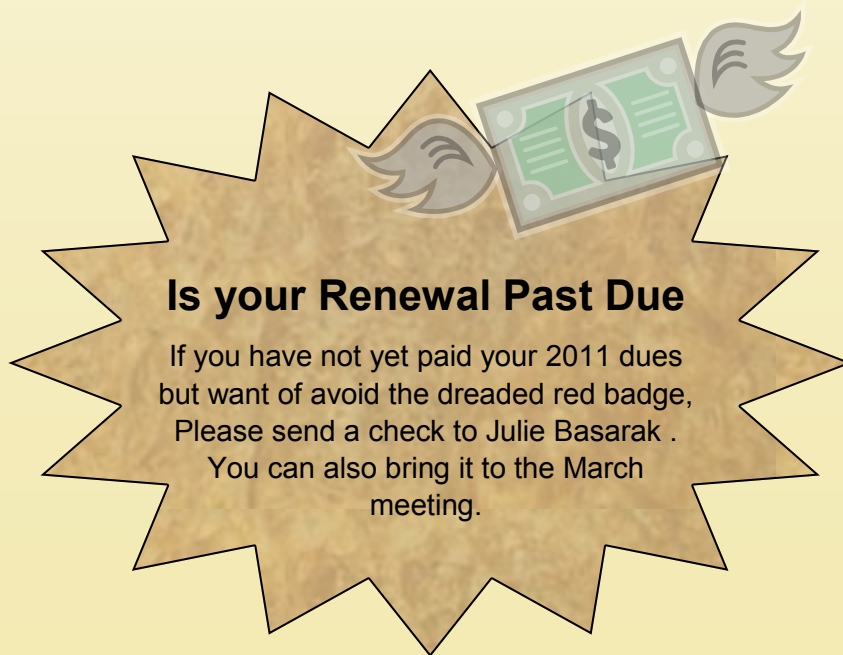
flexible tools out there. Dick demonstrated several cuts including the planning cut which is unmatched at creating a smooth surface. The cut is made long point up, chisel at about 45° to 65° to the axis of the lathe.

If a lot of wood has to be removed in a hurry, try the peeling cut. The skew is presented edge parallel to the bed, bevel rubbing. Wood is lifted as the handle is lifted and the cutting edge advanced to keep the bevel on the ever changing surface. Obviously, this method takes just a bit of practice. Remember, when the bevel is lost, catches or skates are the most likely result.

Dick's demonstration was packed with techniques, tips and confidence building encouragement. Perhaps more of us can build on Dick Sing's teachings and example to be a part of the minority of woodturners who are competent with the skew chisel. If you need one more example of why that's a good idea, take another look at Dick's flawless work.

rolled the same way, by a few small bites rather than attempting to remove too much at one time. Although beads can be turned long point up or down, Dick prefers the point down so that he can more easily see the bead form.

When watching Dick use the skew almost as an extension of his hands, it's easy to see why it is one of the most



**Is your Renewal Past Due**

If you have not yet paid your 2011 dues but want to avoid the dreaded red badge, Please send a check to Julie Basarak . You can also bring it to the March meeting.



**Don't Forget your Raffle Tickets in November.**

\$1 Each  
6 for \$5  
Value Pack of 13 for \$10



**February 2011 Meeting Minutes**

**Andy Kuby**

**Best Wishes to Jan and Max on a speedy recovery!**

***Do you have a technique you would like to share? Do a Demo.***

***How about doing a gallery review.***

***If interested contact Scott Barrett***

**It's that time of year!**

CWT Membership renewal for 2011 is due by January 1. See Julie Basrak at any of the upcoming meetings.

\$25.00 for an individual membership or \$35.00 for the whole family

The meeting at Friendship Village was opened shortly after 7PM by Vice President Scott Barrett who promised to behave after reportedly getting into hot water after his last stint at substituting for Phil. Once the audio/visual problems were ironed out we got down to business.



Scott fills in as for our vacationing President.

Paul Shotola thanks everyone for the concern and best wishes they have expressed and the support which has been given to Jan after her heart attack. She was directed by her doctor not to come to the meeting but sent her thanks to all. CWT membership must be more strenuous than any of us thought as Don McCloskey announced that Max Schoenberger is now home recovering from his heart attack and sends his thanks for our best wishes and get well card.

In the best interest of the club and Jan's recovery, Phil Brooks has appointed Anne Niemann as interim treasurer with Joyce Sullivan assisting. Tonight Paul Shotola will be taking the reservations for Demos and Rich Nye will be working with the Demonstrators.

Scott Barrett has agreed to complete the process of application for 501(C) 3 status now that the bylaws have been

changed to accommodate this.

Dues for both CWT and AAW are now due. Roger and Julie Basrak are ready to sign you up.


Please pay as soon as possible, it still a great deal.

Sorby Tools will be demonstrating at Rockler Tuesday, February 15 in the morning and afternoon. A good opportunity to see how to actually use the texturing tool you could not live without.

Members of the club have been requesting access to an on-line roster which might include a photo, some personal information and skills list. Scott will poll members and investigate having this be password protected.

Binh Pho gave a short pitch for the AAW symposium coming up. Tickets (\$10 each) will be available for a Powermatic lathe raffle. The lathe has been hand painted by Binh so it's virtually unusable but it would be a great addition to your living room décor. The members were encouraged to participate in the 25 for 25 event which allows you to sell your work next to Ellsworth and Jordan.

Darrell Rader gave an update on the education committee search for a new venue. They have chosen the Liberty Christian School at Euclid and Northwest Highway. They have a big room for our meetings, digital projectors and AV equipment, we can do demos and classes there and they will charge us only \$2,500 per year. Talk to Darrell or any of the other members for more details. Expect a



January 2011 Meeting Minutes

Andy Kuby



Darrell give an update on the search for our next home.

recommendation from the Board at the next meeting with a membership vote to follow.

CWT has submitted our Website for consideration by AAW for its annual award. The only catch is we have to provide judges. Volunteers were solicited and names were taken.

Don McCloskey noted that we now have a Beal Pen Wizard for the library with all the goodies. Check this out, and all the other cool tools we have.

The Basraks noted that we had 53 members on site and that 95 of 185 members are paid to date.

Membership cards were distributed. We had one guest, Dale Moorhouse from Elgin.

Chuck Savas managed to sell \$195 in raffle tickets, mostly to Roger Shackelford who kept up his winning streak.


Paul Shotola reported that Dale Larsen is our next demo on Saturday February 19, 2011, in Geneva. There will be master class on Sunday (spheres) and a two day class Monday and Tuesday. The two day is full but there were a couple of slots left for Sunday at \$100 each.

Illiana Woodturners will have David Bresler on February 19 demonstrating his lattice bowl turning.

Alan Carter did the gallery review and asked us all to consider bringing in a piece for the club submission to the AAW symposium. We will vote on the submission, which must be for sale and fit into an eight inch cube.

Dick Sing brought in all of his old skews and showed us how to use them. Always fun to watch a master, especially when he's using a tool most of us are afraid of.

Duane Painter's crew cleaned up and we adjourned.



**AAW 25th Annual Symposium is coming soon**

This years Symposium in St. Paul, MN is being held from June 24 to 26. Registration is open and AAW members can register at the AAW website [www.woodturner.org](http://www.woodturner.org). Information about the events is also available including a list of the demonstrators.

**AAW News**

Voting for the bylaws change is now open until March 31st. All AAW members are encouraged to vote on these important updates.

AAW membership is over 13,900 and growing. The board is encouraging all chapters to help grow our organization, the largest craft organization in the world.

**Bowl Turning with Dale Larson**

Clint Stevens

Over the years CWT has had the good fortune to be visited by some of the very best woodturners anywhere. That tradition continued when Dale Larson visited with a small but enthusiastic group of CWT turners. Dale is one of those rare craftsmen who make utilitarian items so well that they are by themselves elevated to fine art.

Dale traced the progress of one of his bowls from a blank, which began with a weight of 99lbs. After roughing out the still wet bowl weighted 20lbs. It lost 10lbs. drying, and another 7 in the final turn. At 3lbs, the bowl lost 97% of its original blank weight. The process of getting from the tree, to the blank, then to the final bowl is a path of careful elimination beginning with selecting a blank.

And how do you get such great blanks? Dale went through the entire process beginning with felling a tree (don't panic, the one he worked with was on a building site and had to go.) He then went through the process of how to find the parts of the tree that hide prized feathered and curly figure. His favorite



Dale shows how to slice thru a burl like butter.

parts of the tree for turning are crotch wood and burl. Main stem wood is rarely used, and the tree's limbs are of little value to him.

Dale then demonstrated how to use that well won blank to make a spectacular bowl. Well, he brought an air dried rough turned bowl, so the process was advanced by a few months by the time he got to us. The bowl was turned in stages, top to bottom to its final width of about 3/8<sup>th</sup>s of an inch. The bowl is spectacular, and was donated to CWT.



Binh, a fellow AAW board member introduces Dale Larson

Dale turns much more than just bowls. He is also known for his spheres. Many of these spheres have beads around their circumference; others have a series of circular beads around the surface. The spheres themselves are turned by the long trusted three axis method ensure a perfect sphere. Dale demonstrated several techniques to help the process along. He turns custom cup holders for the drive and live centers, and meticulously places the sphere blank with a metal ruler after each 90° turn. Once the sphere is turned and sanded, Dale uses a shop made jam chuck to hold the sphere while he cuts beads onto it.

Walnut oil is Dale Larson's finish of choice. It gives a soft lustrous finish, will not turn rancid, hardens to a tough finish, and of course is food safe. In addition, Dale uses walnut oil to soften the wood before a final scraping. It makes the wood much easier to cut, and minimizes tool



Dale's home made modification to a Cole jaw.



**Bowl Turning with Dale Larson**

**Clint Stevens**

*(Continued from page 6)*

marks. Some pieces are further enhanced with a bees wax finish.

To top off an already full demonstration, Dale showed off his skills with the Vicmac oval turning device. This brilliantly engineered belt driven chuck has counterweights which allows oval turning with very little noise or vibration. The main drawback is the cost. At about \$2000 it's a very significant investment.

Dale's demonstration was packed with more instructive tips and techniques than could ever be listed in a short review. I can illustrate the depth of his presentation by saying that I learned things about trees and timber that I never learned in two years of university forestry curriculum. Those who attended came away knowing much more than they began with. This was a welcome visit that will be remembered for a very long time.



**Now these are two nice pieces for a demo!**

**Dale was kind enough to donate these items to the clubs  
demonstrators collection.**

***Chicago Woodturners Board of Directors and Committee Chairs 2011***

President	Phil Brooks	847-548-6477	brookspphil@sbcglobal.net	1052 Cheswick Dr	Gurnee, IL 60031
Vice President, Web	Scott Barrett	847-562-9121	dr@bdental.net	46 Bridlewood Lane	Northbrook, IL 60062
Secretary	Andy Kuby	847-317-1841	kubywinslow@comcast.net	2945 Cherokee Ln.	Riverwoods, IL 60015
Treasurer	Jan Shotola	847-412-9781	jshotola@yahoo.com	1865 Western Ave.	Northbrook, IL 60062
Past President	Paul Shotola	847-412-9781	p.shotola@comcast.net	1865 Western Ave.	Northbrook, IL 60062
Newsletter Editor	Al Miotke	847-297-4877	alan.miotke@chamberlain.com	920 Sumac Lane	Mt. Prospect, IL 60056
Membership	Julie Basrak	309-635-1623	cwtjulie@hotmail.com	563 West Ruhl Road	Palatine, IL 60074
Librarian	Clint Stevens	773-852-5023	clint.stevens@comcast.net	1635 S. Chesterfield	Arlington Hts., IL 60005
Raffle	Chuck Svazas	708-482-3866	csvazas@sbcglobal.net	707 Bransdale Rd	LaGrange Park, IL 60526
Tools & Equipment	Don McCloskey	847-420-6978	mccloskey@ameritech.net	2028 Gilboa Ave.	Zion, IL 60099
Demonstrations	Binh Pho	630-365-5462	toriale@msn.com	48W175 Pine Tree Tr.	Maple Park, IL 60151
Set-up / Clean-up	Duane Painter	224-643-7696	Duane.painter@comcast.net	25680 Lehmann blvd	Lake Villa, IL 60046
Audio & Video	Lee Svec	847-331-0715	svec@att.net	661A Fieldcrest Dr.	South Elgin, IL 60177
Ornamental Turning	Bill Hochmuth	630-620-8566	wfhochmuth@comcast.net	2S725 Parkview Dr.	Glen Ellyn, IL 60137

# AAW "Photo's of the Week" in February



Feb 1



Feb 14



Feb 7



Feb 28

## 2011 Meeting Agenda

	Gallery Review	Demonstration
January	Binh Pho	Jason Swanson—Sharpening with the Tormek
February	Alan Carter	Dick Sing—Mastering the Skew Chisel and Other Tools
March	Darrell Rader	Francisco Bauer—Building and use of a Vacuum Chuck
April	TBD	Alan Carter—Half Round Vessel Design and Construction
May	TBD	Darrell Rader—Turn Spindles to Make Bowl Turning Easy
June	TBD	Al Miotke—Lost Wood Turning
July	TBD	Phil Brooks—Turning Professional and Basic Wine Stoppers
August	TBD	TBD
September	TBD	Shotola, Pyrcik, & Barrett—Shop Made Rose Engines
October	TBD	Bob Barbieri—Identifying Wood
November	TBD	TBD
December	No Review	Annual Christmas Party



## An Embarrassment of Riches—A Gallery Review

Paul Rosen

It was a Tuesday night, February 8, 2011--eleven years to the day that Bob Collins' wife, Christine (aka Agnes), became a widow following a tragic mid-air collision between two single-engine aircraft. I was remembering this as I walked quickly through the cold. Single digits. Meat locker cold. As the rock salt on the sidewalk crunched beneath my feet, I couldn't wait to get inside.

Fifty-five hearty souls had braved the cold that evening, but it was worth it. Alan Carter performed the critique, and he showed us a bowl, or should I say half-bowl? He decided to cut the bowl in half and put a cover on it. Then he fashioned a small top/finial for the center, but when you picked it up, you could see "AAW 25" burned on the rim, and within was a small inverted silver bowl emblematic of the 25<sup>th</sup> anniversary. Such imagination. And execution. And it will fit inside that 8" cube specified by the AAW Rules Committee. I think Al wins a prize with this one. We saw turnings by Bill Brown, each with metal inlays. The small bowl with the burned rim was punctuated by two staggered rows of aluminum inlays. From a distance, they looked like stars on a black sky. And the effort was supported by a small custom-made metal stand--what has become Brown's trademark. "You can do inlays with brass, aluminum, or copper. All three metals are soft enough to permit turning," he said. Ken Skaggs had brought in three or four small turned boxes, each opening with the characteristic "pop" you hear when the top fits the base perfectly. Each box had a small finial in ebony. One of the boxes looked like a miniature vase supported by three thin brass fingers that came up from the base. I asked Skaggs later how long it took him to do these. He said, "about three hours, except for the one with the brass fingers--that took longer." How long will it take before del Mano knocks on his door? Rich Nye brought in what looked like a top at first, but it was really a turned box with a removable top. The box had a Saturn-like ring punctured with precisely spaced holes about a quarter-inch in diameter. And then there was the bowl with the lips carved around the top opening. Some wag in the back of the room suggested that Angelina Jolie was the model for it. I would never have thought to do that carving. I probably would have just left a round hole. But somebody was

thinking outside the box. More creativity. Larry Fabian brought in a partially finished bowl with stone inlays in the shape of a tree, with a rim of green stone glued into place. It was heavy. But it was a work in progress. Stephen Hatcher has left his mark on the club. There was a large bowl made from two different pieces of wood to form a base and the top. The top of the base had a scalloped pattern carefully burned into it. Alan noticed that the grain in the base part ran East and West, while the grain in the top part ran North and South--a formula for possible movement problems in the future. (Note to self: always align grain pattern when affixing a top to the bottom of a two-piece bowl. I learned something.) There were two lovely boxes done with Rose Engine work and threaded lids by Roy Lindley. I thought they were magnificent. And did I mention there were two turned pens? I remember one of them was purple. Have you ever tried to buy a purple pen in a store? I wonder if they will end up being donated to Don McCloskey's effort to support the troops. Or maybe they'll be retained as a family gift or heirloom. But the *piece de resistance* had to be the exquisite maple platter and walnut bowl from Dick Sing. Both were flawless. No sanding marks. Perfect rim and base. The pattern in the walnut was perfectly centered, and not by accident. Dick taught us how to do this in a demo on bowl turning he did for the club a few years back.

Binh Pho showed us a slide of a Powermatic lathe to be auctioned off, but it wasn't the usual Powermatic yellow. Binh had painted the tailstock -end in baby blue, with little white bubbles on it. So far, we haven't seen any of his piercing work on the lathe.

But the best was yet to come, as Dick Sing provided a clinic on how to use the skew chisel. (See Clint Stevens summary)

So after I walked up to thank Dick for a great demo, I returned to the frigid cold air and started walking toward my car. I was thinking...great critique, a table full of masterpieces or works in progress, a baby-blue Powermatic, and a teaching demo from a world-class turner/instructor. What an embarrassment of riches we share! I wonder. What will the March meeting bring?

It's in the Details



Member's Gallery



Alan Carter



Bill Brown  
Maple



Ken Staggs  
Kingwood, Jobillo, Brass

February Meeting



Bill Brown  
Maple



Dick Sing  
Maple



Al Miotke



Member's Gallery



Kelly Bissell  
Camphor, Cherry

February Meeting



Bill Brown  
Walnut



Dick Sing  
Maple



Paul Pycik  
Pens



It's in the Details





Member's Gallery



Bob Bergstrom  
Dyed Oak



Dick Sing  
Walnut



Ken Staggs  
Boxes  
Kingwood,  
Bloodwood, Jobillo



February Meeting  
Editor's Choice



Josh Connan  
Box elder



Larry Fabian  
Work in process  
Maple



Editor's Choice

Josh's piece started out as a plain piece of wood that was turned into a simple bowl form. But that's where the creativity started. With some obvious inspiration from Jacque Vesery, lots of imagination, and technical skills in carving, sculpting, and woodburning, This piece was transformed into a very unique organic form that only a woodturner would know started on the lathe. I always think it's fun to see a piece in the gallery and know immediately who created it. This piece has Josh's signature all over it (someplace!).

I'll make my personal selection each month. You may agree or not, it's a democracy, but I'm the Editor.



Marty Knapp  
Locust, Brazilain Cherry



Larry Fabian  
Plywood



Roy Lindley,  
Threaded OT boxes  
Cocobolo, Pink Ivory



Rich Nye  
Maple



Thomas Stegall  
Oak




Member's Gallery



Kelly Bissell  
Walnut

February Meeting



Looking for a good way to hold your pen blanks and keep the blank vertical while drilling. Check out this effective but easy to make holder created by Joe Wiener

A Closer Look

Alan Carter


Selecting one piece this month for a closer look was very difficult. There were a number of outstanding and inventive choices, but I finally settled in on Rich Nye's bowl. This one is a bit of a departure from Rich's usual work and showed a creative solution to a common problem.

Originally meant to be a plain sided vessel with a small scooped out opening, the wood began to crack shortly after completion. "Design opportunity", an often heard phrase in woodturning, was the siren call from this wisecracking chunk of wood. Rather than chuck the piece in the trash, Rich used the cracks as the starting point for series of deep river like gouges in the sides of the bowl. Mini canyons, so to speak. Painting the inside faces black emphasizes their depth and accentuates the remaining smooth surface.

The scooped out bowl itself has been branded with a repeating pattern and also painted black. Painting the bowl shows the branding much better than natural wood since there's no wood grain to disrupt the visual flow of the indented patterns. Using the same color on both the inside and outside of the vessel helps unify the piece. There's just enough variety from the carving, branding, and painting to make it interesting without getting too busy. The wood itself is neutral in color and grain so that it doesn't fight the other elements.



Overall the piece has an almost primeval look to it, like an ancient cauldron or some kind of primitive machine part. It's an interesting concept, very well executed, and shows what you can accomplish when you take advantage of that "oh, &\*%#!" moment instead of giving up and starting over.





**Attention  
artists,  
teachers and  
demonstrators**

If you are participating in a craft show, have a gallery exhibition, will be teaching or demonstrating your craft, or know of an event of interest to woodturners, please contact the Editor to add the event to the calendar. A little self-promotion is a good thing. Your fellow woodturners want to know about your events.

**Calendar of Events**

Classes at Woodcraft, Libbertyville (New location in New Berlin)

Turning 101 with Carol Floate	March 26,27
Pen Turning with Don McCloskey	April 30
Turning 101 with Carol Floate	May 28,29

Classes at Woodcraft, Milwaukee (New location in New Berlin)

Turning Captive Rings with Jason Swanson	March 17
--	----------

**Symposiums**

Tennessee Association of Woodturners Annual Symposium—Raddison Hotel, Nashville. January 28,29 <http://tnwoodturners.org/symposium/>

AAW 25th National Symposium June 24-26, St. Paul RiverCentre

Ohio Valley 2011 Symposium Sept 30—Oct 2 Higher Ground Conference Center.

To add events to the calendar, contact Al Miotke at 847-297-4877 or [alan.miotke@chamberlain.com](mailto:alan.miotke@chamberlain.com)

**Ornamental Turning**

**Visit the below website for an excellent exhibit of ornamental turned objects.**

**<http://www.woodturningcenter.org/2011/exhibit1/index.html>**

**For Sale or Trade**

Contact the Editor to post your items

Large pieces of Ambrosia Maple, Flaming Box Alder, Apple and Walnut for sale. These are with natural edges cut from the tree except the walnut which was cut into blocks. Will cut to smaller sizes to meet needs. If interested can call Martin Meyer: cell 773-879-4184 or home 773-631-7668.



Broadhead Garrett, J Line, 220 volt Lathe-\$400 which includes \$600 purchase price of tools and accessories. At the face plate, a 16" diameter x 4" depth can be turned and a 40" long spindle can be turned. Contact Fred at 815-393-4293



Metal Lathe for Sale. New was \$1500.00 - Would like to get \$750.00 for it. Cabinet needs some paint. Contact Greg Karr GMKarr431@aol.com, 630-513-1681



**New** 4" and a 6" machinist 3 Jaw Grizzly chucks. Contact Marty Knapp 847-791-5399

**New** Free cabinets, qty 4. 20 ¼ W X 23 ½ D X 48 H. Heavy melamine construction. Fixed shelves 8 1/2 " apart. Come get them in Northbrook. Paul Shotola 847-226-2817, p.shotola@comcast.net



Items of interest to woodturners for sale, wanted, trade or free are welcome. Non-commercial ads only, please. To place an ad, contact Al Miotke. 847-297-4877 or alan.miotke@chamberlain.com



Monthly Meetings are held on the 2nd Tuesday of each month at Friendship Village 350 W. Schaumburg Road Schaumburg, IL 7:00-10:00 PM 847-884-5000 Join us in the Woodridge Room in the Bridgewater Place building. 7:00pm -10:00pm All are welcome.

Visit our website [chicagowoodturners.com](http://chicagowoodturners.com)

Membership in the Chicago Woodturners is available to anyone wishing to increase their turning skills through education, discussion and critique. Annual dues are \$25.00 for a single membership and \$35.00 for a family. Visit our website for an application or contact

Julie Basrak

The Chicago Woodturners is a chapter of the American Association of Woodturners (AAW). Visit their website for more information.

[www.woodturner.org](http://www.woodturner.org)