



April, 2022

Vol. 34, Issue No. 4

Chicago Woodturners Newsletter

A chapter of the American Association of Woodturners

Inside this issue:

President's Curls	3
VP Report	3
Meet the Woodturner	4
March Recap	6
Women in Turning	10
MPG News	15
Turn-On! Chicago News	16
Directors and Committee Chairs	17
2022 Calendar	18

Special points of interest:

- Beginner's Class
- Rebecca DeGroot
- The Inkwell
- Join Chicago Woodturners!
- Tip of the Month
- Classifieds
- Pens for Troops
- Last Cut

Woodturning is Good for your Health!

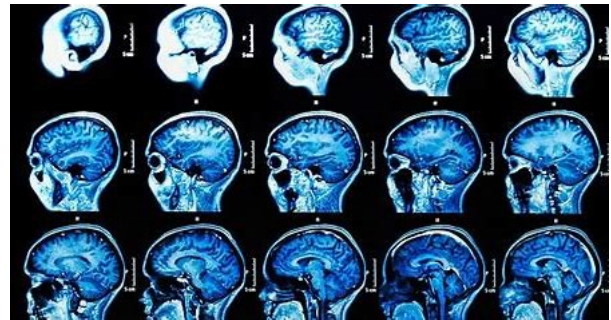
In a National Public Radio (NPR) podcast, the making of art, (like turning bowls and pens) was declared to be good for your health.

“The act of creation can reduce stress and anxiety and improve your mood, says a professor at Drexel University and a leading researcher in art therapy. Flexing your creative side can give you a stronger sense of agency — the ability to solve problems by imagining possible solutions”.

Engaging in any act of visual expression activates the reward pathway in your brain, "which is perceived as a pleasurable experience."

You don't have to be a world-class turner (which maybe not all of us are). In fact, you focus on the creation, not on the expectation for perfection. Get lost in the creative process and have fun!

“Just as you make time to work, exercise and hang out with family and friends, you should make time for your artistic endeavors. Creativity in and of itself is important



Brain development of woodworker during journey from newbie to becoming a world-class turner

for remaining healthy — remaining connected to yourself and remaining connected to the world."

While there are no hard and fast rules for how much time you should devote to engaging in art, she suggests: "As much as you can get away with."

Turning is good for your health and well being. You should spend as much time in your workshop as possible.

The more you're able to make art a regular habit, the more you're likely to get this great reward— ***"You're in the zone."***

Being in the zone is the sense of losing yourself, losing all awareness. You're so in the moment and fully present that you

forget all sense of time and space.

Athletes experience this, pro or weekend jock, when your game is on, the world drops away and only you and your opponent exists.

Even the creation of your workshop is a valuable reminder of your commitment to invest in yourself and your well-being.

Conclusion? Turning is good for your health and well being. You should spend as much time in your workshop as possible. *Believe in the science!*

Send me your feedback at phil@windycityturnings.com

Editor's Corner | *Phil Moy*



Phil Moy

It's been a little over a year now that I have owned my own lathe. It's been a great year! In that year, I have learned more about turning, from proper technique to application of different kinds of finishes.

When I look at some of the bowls I have created, I realize that I have a collection of so-so bowls and a few that look pretty nice. (Although according to neuroscience (page 2 1, you are not supposed to fret over perfection)

Many of those bowls were turned while designing in real time, meaning I just kept subtracting what didn't look right. It was the famous French sculptor Auguste Rodin who said you just take away what doesn't belong to create a beautiful sculpture.

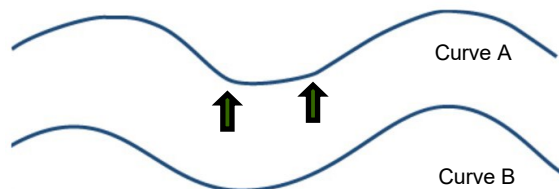
Turning is a subtractive process! I try to do the same thing, but the bowl keeps getting smaller.

Is there a better way? Should I create 'pleasing' curves with a compass, ruler, French curves

and oh yes, my Golden Ratio dividers?

Is there a difference between spontaneous design and planned artistry? After all, a lathe is a precise tool. You get the exact diameter you're supposed to get depending on where you put your gouge.

Freshmen architects take a class called Visual Training 101. One of the exercises was to take a 24" x 36" piece of white Strathmore board and create an artistic, undulating curve using black tape that was 1/16 in thick. This is harder to do than it sounds.



The Curve A is what the first attempt will look like. One would then nudge the bumps until you get curve B.



Are there people who have a easier time creating smooth curves? I think so, it partly depends on your DNA.

Some people are born with artistic sense, others have to work harder at it.

How do you rate yourself in creating "elegant forms"

Send your stories to phil@windycityturnings.com



The Ukraine Wall Street II kit, yellow acrylic, blue Inlace Acrylester

Support for Ukraine?

Could we provide support for Ukraine in our own way? Proceeds from custom pens with the Ukraine flag would support in different ways, from Red Cross to support for Ukrainians who come to Chicago.

Could we do a Ukraine pen party at CSW and crank out a load of pens?

What could you learn along the way? (Like slow down when you turn Inlace) Could we attract new turners who would

like to join the effort? How much money could we raise?

What could be better than a daily reminder for a person that he or she donated towards a cause?



Letters to the Editor

Comments or ideas? *Send them to the Editor!*
phil@windycitywoodturnings.com



President's Curls | *Andy Kuby*

April 2022

Spring appears to finally sprung, the clocks have changed and the days are warmer. Buds are blooming, trees are leafing out and the promise of summer is in the air. Spring is always a magic time.

Pause a minute though to remember those who are unable to celebrate because of war and disease still waging throughout the world. Pray for peace and recovery.

The April meeting is scheduled to be IN-PERSON! I'm looking forward to seeing all of you (not just your Zoom heads). I realize that for many reasons some of you will not attend in person, so we will also broadcast via Zoom. We will be monitoring the Chat so you should be able to participate as well as view the meeting. Our technology evolves!

I hope you have all made good use of the time trapped in your shops and will fill the gallery. The demonstration will feature the jigs, tips and tricks you all use in your own work.

The symposium season is upon us. We are fortunate to have a world class line up this close to home. Many of these will feature local talent as well. What ever aspect of turning most appeals to you, we have the venue! Don't miss them.

Midwest Penturners Gathering, April 22-23

AAW Symposium, June 24-26

Turn On! Chicago, July 29-31

Segmenting Chicago, September 22-25

Don't forget all the local art fairs and craft shows where you are certain to see one or more of our members as exhibitors.

And remember that all this doesn't happen in a vacuum. We need volunteers to make the club, and all these activities work smoothly. With our meetings once again in person this is even more important. Volunteer!

Be safe, live generously!

Andy

VP Report | *Rich Hall-Reppen*

I know we are all anxious to get back to meeting in person. Our April 12, 2022 meeting will be our first in person meeting since last Fall. We will also be broadcasting the meeting over zoom to our members who can't make the in-person meeting.

We expect our Gallery will have a lot of pieces that have been made over the past nine months since our last in person meeting. Bring them in so we can all see them in person.

If they haven't been reviewed or you want a different opinion of your piece, Rich Nye will be doing the Gallery Review. We expect the Gallery Review to take more time than usual.

Instead of a demonstrator, we would like each of our members to bring in or talk about their favorite woodturning jig or tool for a couple of minutes. It could be a jig

that helps you get your blank ready to turn; a jig that helps get that tool sharpened before you start turning and keep it sharp while turning; a jig that helps with the sanding process; a jig that helps keep you safe while turning; a jig that helps in the finishing process. The pen makers have lots of jigs.

We know that the segmenters have jigs to cut their segments and more jigs to glue up the segments. We've seen Dick Sing's egg measuring jig he made from Formica samples he got from the big box store

(Dick's egg making demo was filmed a couple of years ago at a CWT meeting and is on the Windy City YouTube channel if you need to make wooden Easter Eggs in the next week or two).

See you, your Gallery piece(s) and your jig on the 12th.

Rich

CWT MEETING

April 12, 2022

6:30 pm Social 1/2 Hour

**Be there in-person
or
Join us virtually!**



[https://
us02web.zoom.us/
j/84116383526](https://us02web.zoom.us/j/84116383526)

Meeting ID: 841 1638
3526

Meet the Woodturner | *Rich Hall-Reppen*

Rich joined the Chicago Woodturners in January of 2014 and began turning at that same time. He has attended most of the classes sponsored by CWT, especially those that used to be held three blocks from his house in Geneva. The only ones he avoided were ones that required a lot of carving off of the lathe.

His favorite CWT classes were those by Janice Levi, Keith Gotschall (the first one he took in 2014), Nick Agar, Mark Sfirri, and Andi Wolfe. In addition to those classes sponsored by CWT, Deb and Rich have attended classes by Stephen Hogbin, Merryl Saylan, David Ellsworth, and the Norwegian Woodturning Cruise in 2018.

Rich got interested in turning after he had gone to an art show in December 2013 and met a CWT member who had a booth selling winged bowls and suggested Rich join the Chicago Woodturners.

Rich likes to make bowls, vases, and garden and kitchen tool handles along with a few pens.

Rich and Deb have attended several symposiums and enjoy the tradeshow and the auctions. Rich and Deb have focused their woodturning purchases for their collection from women turners (one of which is his wife, Deb) and turners like Stephan Hogbin, Richard Raffan, Rude Osolnick, Merryl Saylan and others who started turning before the AAW was a figment



of anybody's imagination.

Rich and Deb share space in both the garage and basement for their woodworking activities. As with just about all the turners I know, he would love to have a bigger shop.

Rich usually works on a Jet 1642 and Deb works on a Jet mini lathe. They also have a Turn-crafter mini lathe setup for turning pens and other small projects and they recently bought a used Bonnie Klein lathe (got a good deal on ebay!) that needs a bit of work to get running properly.

Rich is always interested to see what other people make and how they make it which is what makes him a pretty interesting

gallery reviewer. Rich still has some skills that he's working on, and is currently trying to learn how to use a skew for more than just getting the correct angle for the tenon for his Vicmarc chuck jaws.

Rich somehow got elected to be the Vice President of the Chicago Woodturners during the last election. As the Vice President he has to convince other members that they want to do a Demonstration at the meeting or do the Gallery Review.

Rich also is the Chair of the Education Committee. The Education Committee was formerly chaired by CWT lifetime member and former CWT President Darrel Radar.

Rich is semi-retired but works on the family farm and some finance related activities. He started his career as an accountant and an auditor for a big bank where he worked for most of his career.

After buying some farm land as an investment, he went back to school and got a degree in Crop Science so he can ask the fertilizer salesman a couple of good questions.

When he is not woodworking or farming, Rich started playing tenor saxophone in fifth grade all the way through college and still plays once or twice a year with University of Wisconsin Alumni Band.

Ellsworth on Woodturning | *Book of the Month*

Ellsworth on Woodturning: How a Master Creates Bowls, Pots, and Vessels

Fox Chapel Publishing Nov 1, 2008 \$29.95

Ellsworth on Woodturning is not a new book (its almost 15 years old now) but on a recent trip through Half Price Books in Downers Grove, I found a copy on their shelves, and yes it was half price, a real steal at \$14.99!

It's 247 pages of pure woodturning bliss, with photos, step-by-step directions for turning open bowls, natural edge bowls, and his specialty hollow vessels. "In sharing his vision, Ellsworth reveals not only his techniques, but the power of the creative process—the feeling of direct engagement with the wood that develops an artist from each project to the next."

Getting this book just days before finishing this newsletter was a real problem, It may take a few months to get through the entire book

because it is a hard book to speed read. Each page deserves demands your attention, reflection and creates inspiration and the urge to head down to shop for some personal experimentation.

When I get through the book, I'll do another review and present some gems of knowledge.

Or maybe this book doesn't need to be reviewed, just go down to Half Price Books and see if you can find own copy. Even at \$29.95 on Amazon its worth ten times it price.





It's also available on Kindle, so you can easily carry it around on your smartphone or tablet, and you can also get it in hardcover as well as paperback.

It's also a fitting book for the coffee table, the photographs are detailed as well as stunning.

If this book isn't in our library, it should be!

Have you read this book? Send your comments to me!

phil@windycityturnings.com



The Chicago School of Woodworking was established in 2007 to train students in the art of furniture making. Since then, our program has expanded to include the arts of turning, scroll saw, marquetry, Chip Carving, speaker making and cabinet making.

We are committed to providing students the knowledge and skills to create functional and beautiful furniture that can be enjoyed for generations.

We have chosen machinery and tools that are safe, up-to-date, and well maintained, so students can focus on learning and enjoy the varied aspects of building a quality piece of furniture or crafting wood art.

Find out more about our offerings and class schedules on our website!

CHICAGO SCHOOL OF WOODWORKING

EDUCATING THE QUALITY MINDED HOBBYIST IN THE ART OF WOODWORKING

5680 N. Northwest Hwy, Chicago, IL 60646 | Phone: 773.275.1170

chicagowoodworking.com

March 2022 CWT Minutes | *Frank Pagura*

Rich Hall-Reppen is our meeting director tonight, Andy is out of town on vacation. Rich indicated that we are going to have a shortened business meeting tonight because he would like to make sure we can have adequate time to devote to Rebecca DeGroot demonstration.

The gallery review and the safety presentation are postponed to the April meeting.

AAW news

AAW is offering a club member discount on registrations for the National Symposium in Chattanooga, if 10 or more members sign up as a group, Andy is gathering up the names and he will need all the checks in by the end of March when he plans to send in the list. Check with him there may be openings if you are interested. Dale Larson virtual demonstration is going to be on March 19, 2022. It is amazing that as a AAW member you can view such talent for \$ 10.

WIT News

The WIT Exchange is going to be on June 19, 2022

Beads of courage.

The next delivery of boxes is scheduled for the end of May, if you have completed boxes contact Andy. Also, if you are planning to make some boxes look up Al Miotke's video on how to make staved boxes. He shows how to use 3/4" boards to make the staves so you don't have to come up with a large blank.

Pen for troops

Dave has secured an excellent source for pen kits, see him if you can help make some pens to add to the inventory for the next shipment. Gallery reviews and safety presentation postponed.

Demonstration

Richard Introduced Rebecca DeGroot, she is doing her virtual presentation from Texas. She showed us how she makes her Walking Mushrooms. For details read Paul Rosen Demo Report.

Remember, Rebecca is going to be our guest demonstrator with three all day classes this coming weekend at the Chicago School of Woodworking. See Andy if you are interested, there may be some openings still available.

Respectfully submitted by Frank Pagura, Secretary



Straight from the pages of the American Woodturner journal, this 6" x 9" softcover book contains 91 full-color pages loaded with tips that are sure to spark ideas for your workshop. Additionally, this book will help you move forward, past the little—and not so little—challenges we all face in the workshop. Sections include:

- Workholding
- Tool Storage & Organization
- Tool Making & Sharpening
- Sanding & Finishing
- Project Tips
- Lathe Fixtures & Accessories
- Other Great Ideas!

Editor's Review

For less than \$20 (\$14.95 if you're a member of AAW) this book will save you aggravation and solve some of your most pressing issues in the shop! You'll probably make your money back with a few of the tips!

You don't have to read it from front to back. When you need a break, just open it to a random page and see what tricks there are for an old dog. Whether you keep it in the shop or by your bed, this book will make you a more complete woodturner!

Your price: 19.95

Members save: 25.1%



Safety Report | *Frank Pagura*

APRIL 2022 SAFETY PRESENTATION

All of us use cyanoacrylate (CA glue) at one time or another. The only problem with CA glue is that it adheres very well to our skin, and it can do serious damage to our eyes. Use of eye protection is strongly recommended in all manufacturer's instructions, yes this is mostly for their legal protection, nevertheless an ounce of prevention is definitely worth a pound of cure in this case. My procedure working with CA glue is the following.

- 1) Coat my hands with hand lotion, a layer of oily solution will make it harder for CA to stick to the skin. (It will help if you have glued your fingers together)
- 2) Use good quality Nitrile disposable glove (this is not fool proof but reasonably reliable) I double up on the hand holding the piece, which is the most likely to come in contact with the glue
- 3) Have an Acetone in a dispenser nearby, if I get CA glue on my skin. I'll clean up before the using an accelerator
- 4) By all means, use eye protection! A *FULL FACE SHIELD*, especially if I have a piece on the lathe and it will be spinning shortly thereafter.
- 5) I use a lot of the thin CA. To control the stream, I use the needle tips that the manufacturer has made available. This helps to pinpoint the glue application and control the amount dispensed.
- 6) These steps are not fool- proof but have kept me out of the emergency room, so far.



BE SAFE AND YOU WILL BE A HAPPY TURNER.

CWT Safety Officer, Frank Pagur



“I’m a member of the Chicago Woodturners!”

A **10% member discount** is offered by both Rockler and Woodcraft on select items, and the discount may vary from manufacturer to manufacturer. It’s a CWT membership benefit that’s easy to overlook.

During April, there’s even more specials throughout the stores! Great for impulse buys!



Pens for Troops | *Dave Warren*

We're gearing up for the Pens for Troops session at Turn On! Chicago on Friday evening! We've received the shipment of 100 pen kits and a ton of blanks from The Sgt Joe Kelly Freedom Pen Foundation in Louisiana.

We are expecting to meet at the Chicago School of Woodworking and have a drill and tube party to prep the blanks for the show.

I'll be looking for volunteers at the April meeting!

Also, I'm still accepting additional pens, so bring a few to the meeting!

About the Sgt. Joe Kelly Freedom Pen Foundation

We started out in 2004 as The Freedom Pens Project, which was started by a group of wood turners in Virginia. Joe Kelly, a retired Army Sargent in Louisiana started turning pens for them. Joe expanded his group all over the country.

Nine years ago I started turning and was taken under Joe's wing. Joe developed cancer and could not continue turning, so he passed the ball to me. However, I was told the project was shutting down! So I started a new entity to continue making pens for the U.S. troops stationed around the world. We continue Sgt. Joe Kelly's mission as a 501-3 (c) non-profit group.



Turning Opportunity

I'm trying to get an item produced and I wonder if you may help or refer me to someone who could.

I purchased online, from Great Big Stuff, two oversized push pins for a project. A picture of what I got here (right):

For my project, I'd actually prefer to have just the pinhead, not the pin included. I also wanted a bunch of them so wanted to see if I could bring my cost down (those were \$14 each


plus shipping).

Do you know where I could get some of these made? I'd be looking for at least 20 and potentially interested in 80 of them depending on the cost. Unpainted is fine but I'd also consider paying to have them painted.

Thanks for any light you could shed, thanks!

David Brooks

Phone: (703) 926-3430



Classifieds

Item	Contact	Email & Phone
16-ounce squeeze bottle of Mahoney's Walnut Oil, Utility Finish. \$12 each. Limited amount available	Andy Kuby	studio@riverwoodsturner.com
WoodRiver Pen Drilling Vise w/ 7mm and 10mm, Drilling Guide & Stop collar Slightly used—\$20.00	Phil Moy	phil@windycityturnings.com
60 gallon air compressor	Andy Kuby	studio@riverwoodsturner.com
This space available for classified ads—wanted, for sale - Free!	Phil Moy	phil@windycityturnings.com



The Bella Ballpoint Twist Pen Kit

24kt Gold, Chrome, Gunmetal, Gold & Gunmetal

The Bella Pen Kit features the perfect balance between form and function. With an ergonomic profile and great feel in the hand, the Bella is a real winner! This ballpoint pen kit features a reliable twist mechanism and smooth writing Parker style refill.

MSRP: \$8.95 + Bushings

Pen Kit Review

Smooth and sleek is the other way to say “a perfect balance between form and function.”

This is the kind of pen you that shows off a beautiful piece of wood like bloodwood or looks good with an understated blank, like weng or cocobolo. Inlace Arcylester looks great too!

The pen uses a 10mm drill, do remember to get the bushings!



Above—Bottom two pens are Bella, the others are Sierra Vista.

WIT & the 2022 Penmakers International MPG | *Marie Anderson*



2022 Penmakers International Chicagoland MPG April 22 and 23, 2022

Hopefully you have all heard about the Midwest Pen Gathering that is happening this month in Hoffman Estates (page 14).

Club member Mark Dreyer is one of the organizers of this fantastic event. Mark reached out this year to offer an opportunity for Women In Turning (WIT).

Long story short, WIT committee members Marie Anderson and Linda Ferber will be hosting two WIT sessions at this symposium including a community building session and a limited (pre-registration required) hands on session for women. After

more discussion with Mark, it was thought that the proposed hands on session might be of interest to everyone. So this presentation will be open to all attendees and will be on turning, marbling and creating folk art style pens. These techniques can be used in ways that are only limited by your imagination!

If you are a pen turner, or maybe you just like to learn new techniques, this session will have plenty to offer!

Attending a symposium is one of the best investments you can make to enhance your woodturning journey.

If you have not already registered, you can do so today by visiting their webpage: <http://midwestpenturnersgathering.com/>



Rebecca DeGroot

March Demonstration Walking Mushrooms by Rebecca DeGroot

March's interactive demonstration was given by Rebeca DeGroot, a Zoom presentation since we still are not yet meeting in person.

But Zoom allows for lively interaction with the presenter and the audience, which indeed it was! Rebecca's demo preceded her coming to Chicago this weekend for her sold out, in-person classes at the Chicago School of Woodworking on Saturday, Sunday and Monday.


Rebecca's mushrooms are similar in construction to her walking teapots which will be the topic at the workshop. Rebecca uses a very creative combination of turning, woodburning, and carving to create whimsical representations of mushrooms

and spider-like arachnids. It sparked a lively brainstorming that ranged from butterflies to lobsters, ants to scorpions as possible ideas for new creatures.

A few new tools and accessories were introduced, chucks made of rubber from Rubber Chucky Products (rubberchucky.com) and Saburrtooth carving grinders (saburrtooth.com).



Rebecca uses a lot of blue painter's tape too, as a very



custom clamping system to hold all the legs together as they dry.

The night's demo was insight into artist's creative mind and a good preview of what people can expect in her weekend seminar!

Thanks, Rebecca for an entertaining evening and look forward to the weekend!

WIT
Women in Turning

WIT | Marie Anderson

This just in, the WIT committee has just confirmed that the next WIT Presents will be a presentation by several women who are considered emerging artists. Ena Dubnoff, Melissa Engler, and Janine Wang will each give a brief presentation of their journeys. Each has a very different background and are at very different stages of their lives which should make for an extremely interesting presentation. They will each present separately and then come together as a panel to answer questions. The event is scheduled for May 7th and registration should open mid April.

Speaking of WIT Presents, if you missed the Tania Radda event on March 5th, you missed an artistic journey of discovery from Sau Paulo, Brazil to New York to Arizona. Tania wanted to be an artist. She knew this from a very young age. It took her time to discover her passion lay in sculpting. It took even longer to learn that her preferred medium was wood but

thank goodness she did. The passion she feels for creating her colorful wood art is very visible in her presentation and I encourage all of you to take the time to view the archive available in the WIT Presents Archive on the AAW website. www.woodturner.org/Woodturner/WIT/WIT-Presents-Tania-Radda-March-5-2022.aspx

The 2022 Virtual WIT EXCHANGE registration has closed and the teams have just been assigned. The participants will meet for the first time via Zoom this week to receive their inspiration words. By the time you read this, the projects will have started. Each team of 3 women will work on their projects for about 7 weeks. They will focus on process, learning, and pushing themselves creatively. At the end of the project you will be invited to join us as we host the Presentation of Projects on June 4th. *Save the date!*

A Wood You Should Know | *Marie Andersen*



These are the two types of buckthorn found in the Midwest. They are both considered invasive species and you probably have seen them in your yards. The main visible difference between the two is the European Buckthorn has thorns and the Glossy Buckthorn does not. I have both types in my yard and am constantly working to remove it.

Buckthorn was originally brought to the US as an ornamental tree, but it quickly became invasive because animals love the berries. They contain 3 to 4 seeds which can lay dormant and viable in the soil for 2-3 years. The fruit is not something humans should eat as it can cause unfortunate gastric issues. The root system is not very deep, but does spread laterally and it can sprout at multiple locations along the roots if the main trunk is cut. Fun fact - the root system gives off a natural herbicide which kills any

herbaceous plants that might have been growing under it (another reason it is considered invasive).

The wood is considered a hardwood and has the same working characteristics of the fruitwoods. According to the Wood Database, the heartwood is a yellowish-orange, sometimes with darker red or brown streaks. The sapwood is a pale off-white or straw color. I find this is accurate, but I have also found grey tones in the sapwood. Buckthorn's overall color is close to the appearance of Canarywood.

From personal experience, this wood cuts like butter on the lathe and the grain has a very distinctive pattern when finished, typically offering a lovely chatoyance with very little effort. Most pieces in our area are going to be a relatively small diameter but occasionally you may find pieces that are up to 6" diameter. This wood checks quickly after cutting, but



Rhamnus cathartica sp.
(Common or European Buckthorn) and *Frangula alnus* sp. (Glossy Buckthorn)

if processed shortly after cutting, sealed and dried it produces a very stable blank. It takes finish and glue well and I highly recommend it if you are looking for an alternate from the local norms.

I found much of the above information on the internet including the Minnesota Department of Natural Resources and the Wood Database (which was a very informative website that I would encourage you to visit). For more information about buckthorn, (or other woods), check out the Wood Database at <https://www.wood-database.com/buckthorn/>

Classifieds



Simply Superior
Stainless Steel
Niles
Bottle Stoppers

to have a sale on these heavier products.

This is a ONE TIME sale.

This is the perfect time to stock up for all your shows and Holiday sales! These items are marked down close to manufacturing cost so we won't be able to offer additional quantity discounts. This sale ends April 3rd so you have 2 weeks to save a lot of money!

If you have any trouble with my website, www.nilesbottlestoppers.com please email me, Ruth Niles at ruthniles@gmail.com or

call either **Ruth** at: 717-486-5232 or **Carl Jacobson** at: 503-939-4565

As many of you already know, I sold my business to Carl and Robin Jacobson who live in Oregon and I am in PA. All orders will be shipped out of OR from now on. I will still take orders if you like to call or email them to me. I have a ton of stock and rather than shipping it all to Carl, we decided



CWT Spindle and Bowl Turning Classes

For many years, CWT has sponsored classes for our members that are either new to turning or could use a refresher on the approaches to spindle and bowl turning.

That came to a temporary halt in 2020 thanks to COVID.

Well, we are back again, and 10 members attended each of the 2 Saturday sessions in March. During each of the classes we started with a demonstration which highlighted safety, working at the lathe, tool control techniques, proper wood holding methods, and of course numerous projects

including beads, coves, making a Wazoo, turning dry wood and wet wood.

Thanks to the mentors; Andy Kuby, Clint Stevens, Frank Pagura, Rich Hall-Reppen, and Al Miotke who volunteered their time to help the students.

It was two enjoyable classes where attendees went home with a number of finished projects but more important, many techniques that will be valuable as they independently continue to advance their skill.



Turning Opportunity | 100+ year oak

REQUEST CAME TO BRENDA MIOTKE

From Adlai Stevenson High School: The director of Fine Arts at the school has this request. If you can help him, please let Brenda know and she will put you in touch with Jon. I would hope someone could help him as we have been to Stevenson twice for their Odyssey Arts Festival and they want us back.

Hi Brenda,

My name is Jon Grice. I serve as the Director of Fine Arts at Adlai E. Stevenson High School. You've reached out to my colleague Amanda

Long and I regarding our biennial Odyssey Fine Arts Festival. We love the Chicago Woodturners!! :)

I'm reaching out personally to see if you have any recommendations for local artists that might help me make cutting boards and possibly shelves too out of reclaimed black oak from a 100+ tree from my grandparent's home. The wood has been cut into approx 8 ft planks and cured.

Are you able to help?

Thanks so much! Jon



Tip of the month | Curing drill wobble

Drilling pen blanks on the lathe is my preference. I just put the blank in my Nova chuck with pen jaws and skip finding the center the blank. Blanks are not always perfectly square, nor are the sides parallel. The “found” center is not always the same as the tip of the drill in the Jacobs chuck.

A brad point drill works fine, especially in softer woods. On harder woods, there is a wobble, or wandering issue as the drill tries to find a center point. This can create a situation where your entry hole is slightly larger than the exit hole, something that even thick CA can't fix.

Machinists have the same problem drilling in metal. The solution? Use a center drill. It's a short, stiff drill that doesn't wobble and gives you an accurate starter hole.

These are not easily found. Amazon comes to the rescue with a five piece center drill set for \$14.95. There were several to choose from, I got the set made by Anytime, and the set arrived in three days.

They are labeled #1 through #5, #5 is 7/16" dia., but size doesn't matter because all you need is a light touch to create a starter hole for your brad tip. Sometimes I'll slide the brad point drill to the starter hole, then lock down the tailstock. The #4, second from the largest, works great. The result, a tighter fit for your tube at both ends of your blank!



Last Cut

I just finished reading the February issue of American Woodturner, a little bit late, but as it turns out very timely. Mike Summerer, President of the AAW Board says something that has been on my mind lately. “Like most of you, I am an experienced but “amateur” wood turner, having some technical skills but lacking any formal artistic training. As a result, I often struggle to arrive at an elegant form.” In my first full year of turning, I feel the same way Mike does, “creating an elegant form” does not come automatically.

Further on in the same issue, Greg Gallegos, professional woodturner par excellence, is described as a

“master of form, with an eye and acuity to line that seems innate. He attributes this ability to his drawing skills, but he doesn't sketch before securing wood to the lathe. Most of the things come out of his head on the spur of the moment.”

In 2008, Greg spent four years as an apprentice, turning every day for four years. In 2022, he's at least 14 years into his journey!

There's a connection to intense training and delivering professional results. Think about the architects in Visual Training 101, back on Page 2. Five years of training.

So what does that mean for creating

elegant forms as you begin your journey?


More practice, more time on the lathe, but also advice from the experts! In the next couple of months we have a lot of professionals to tap into.

We've got MPG in April, AAW in June and Turn On! Chicago in July.

So stay tuned, we'll try to capture some of that insight in future issues.

In the meantime, keep turning, there's no such thing as too much time in the workshop!

Phil



7th Segmenting Symposium

September 22-25, 2022

Crown Plaza Northbrook Hotel and Convention Center

2875 North Milwaukee Ave, Northbrook, Illinois 60062

Registration is open

Join us for this unique international symposium. Meet and learn from the best in segmented woodturning.



Jerry Bennett



Robin Costelle



Tom Lohman



Jim Rodgers



Curt Theobald



Malcolm Tibbetts



Bob Behnke




Steve Bonny



Martha Collins



Tom Kenyon



Wayne Miller



Al Miotke

Benefits of attendance

5 classrooms with almost 50 rotations

Tradeshow

Instant Gallery

Special Friday evening sessions

Saturday banquet with awards and entertainment

Raffle

Spouse/companion activities

A lot of fun, education, and the opportunity to meet other segmenters

For more information and to register, visit:

www.segmentedwoodturners.org

you can also contact Al Miotke at al@segmentedwoodturners.org



The Largest and Longest Running Pen Makers Symposium

April 22 and 23, 2022

Let's get back together!, this one is bigger and better than ever !
You won't want to miss this one, this is going to be fun!

Contests

Lets get turning - you want the bragging rights (and the award) for each of these categories. (Details on the website)

Custom Pen | Best Ball Point | Best Rollerball / Fountain | Best In Show

Turning For Troops:

Making pens for our troops is a long standing tradition among penturners. MPG 2022 will be no different. Please bring a pen (or 2 or 3) to the event and we will make sure they are donated to our troops.

Blank Lottery

Here's your chance to take home a bag full of new blanks. (Details online)

Now our vendors - another great line up:

Best Value Vacs | Easy Wood Tools

Exotic Blanks | JET / Powermatic

Midwest Woodworking Electronics

Ohio Pen Works

Ptownsubbie

The Pensmiths

Rich Coers

Stadium Pen Blanks



Featured demonstrator:

Mark Dreyer

And many, many more!

Register at midwestpenturnersgathering.com

TOPICS
Bending Jig For Embedding Objects
Scalloped Blanks
Sharpening HSS tools!
Folk art, special effects and more - 90 minute session
Kitless Next Steps
The Best Finish for Your Pens: Subjective Observations (Fake News) vs. Objective Data (Real Science)
Let's talk about figured wood
From Beginner To Professional In 90 Minutes
The Face Of Your Craft Business; How To Get It Online
Turning In The Dark
Sales And Marketing
Color Casting
All About Casting
Women in Turning Community gathering & Hands on turning event
Photographing Your Art





AAW News



AAW Annual International Woodturning Symposium
Chattanooga, Tennessee
June 23 - 26, 2022

Whether you're a **NEW TURNER** or a **PROFESSIONAL...**

Reunite and connect with other turners who share your interests. You'll find demonstrations targeted to your skill level. Over 3½ days, you'll have 100 compelling presentations to choose from to help you enrich your woodturning experience, including:

Presenters

- Trent Bosch
- Kip Christensen
- Barbara Dil
- Cindy Drozda
- Keith Gotschall
- John Jordan
- Michael Kehs
- Eric Lofstrom
- Glenn Lucas
- Mike Mahoney
- Hans Weissflog
- Dennis Belcher
- Jason Clark
- Rebecca DeGroot
- Mark Dreyer
- Linda Ferber
- Janice Levi
- Sammy Long
- Wayne Miller
- Mark Palma
- Dennis Paullus
- Paul Russell
- Doug Schneider
- Jason Swanson

- Bowls & Platters
- Embellishment, Carving & Finishing
- Segmented Work
- Hollow Forms & Boxes
- Pens
- Inspiration and Creativity
- Spindles, Finials, Multi-axis
- Tool Making and Tool Handling
- Small Treasures

Experts from around the globe will come together again to share their techniques and insights to help you bring your woodturning abilities to the next level. You'll find demonstrations targeted to your skill level and areas of interest from these incredible featured demonstrators (left).

Eligibility

The discount is available to AAW chapters and chapter members who are AAW members.

Additions

Add-on registrations and tickets are also available for purchase (not at a special bulk rate):

- Saturday night dinner tickets are \$60 per person.
- Spouse symposium registration is \$196 per spouse (for spouses who wish to attend woodturning rotations).

Payment

- Checks are the only form of payment accepted. Credit card payments will NOT be accepted. Personal checks or a chapter check made payable to the "American Association of Woodturners". The cost savings of check vs. credit card (and accompanying charges) is how AAW makes this discount feasible!

The American Association of Woodturners wants You!



Do you have business and interpersonal skills, along with a desire to help lead the AAW into the future?

The AAW nominating committee is seeking candidates with a diversity of skills in areas such as finance, strategic planning, nonprofit governance or legal matters. After interviewing all candidates, six will be selected to run for a three-year Board position, beginning January 2, 2023.

The deadline to apply is May 1, 2022.

For more information, contact any Board member or send email to nominations@woodturner.org.

Further information on how to apply can be found on the AAW website at: tiny.cc/BODNominee

Turn-On! Chicago 2022



This will be our first symposium since 2018 and we have a fantastic line-up of demonstrators that are new to Turn-On Chicago. Regardless of your skill level or area of interest you will find rotations of interest to you. Need Wood, Tools, Supplies? Our Tradeshow will have a wide variety of products for you. Below is a summary of what this event has to offer.

11 demonstrators doing 49 rotations .

Large classrooms

Tradeshow

Instant Gallery with a people’s choice award.

Raffle with over \$1000 in items to win.

Friday evening Pen turning and WIT event.

Spouses making BOC bags.

Saturday evening banquet and auction.

To learn more, visit: www.turnonchicago.com.

Our demonstrators are some of the best in the industry! Over the coming months all the demonstrators will be highlighted.



Keith Lackner

Keith, an artist from St Louis, MO will be attending the symposium as one of our very talented regional demonstrators.

Keith has developed an expertise in casting large and small vessels that include wood and fascinating swirling color.

Keith has demonstrated in numerous symposiums around the country and he has shared his casting knowledge in his recent book, **Woodturning with Resin**. Keith will do 2 rotations including the following topics:

- 1) Casting Resins
- 2) Turning Resin Castings



Roberto Ferrer

Roberto is one of our members and in recent years has emerged as an artist with national recognition. He has been a long time carver who became a turner to create canvases for this intricate carving and more recently painting to highlight his carving. He has also developed a specialized jig that allows him to create his unique circular forms. His work has been highlighted on the cover of the AAW journal and last year was recognized by the AAW as an emerging artist. His rotations will include:

- 1) Turning and carving sculptural wall art
- 2) Embellishing turned wall sculptures



Board of Directors & Committee Chairs

President	Andy Kuby	842-922-8201	studio@riverwoodsturner.com
Vice President	Rich Hall-Reppen	630-926-6397	rhallreppen@yahoo.com
Secretary & Safety	Frank Pagura	847-524-0231	fpagura.sr@att.net
Treasurer	Michael Canfield	312-656-4877	mike.canfield@cavcommcorp.com
Past President	Al Miotke	630-379-9369	abmiotke@comcast.net
Newsletter Editor	Phil Moy	630-936-7317	phil@windycityturnings.com
Gallery Reviewers and Meeting Demonstrator Coordinator	Rich Hall-Reppen	630-926-6397	rhallreppen@yahoo.com
Membership	Brenda Miotke	847-682-1176	bkmiotke@comcast.net
	Stan Herman	847-303-0930	stanc21@aol.com
Librarian	Marcia Jundanian	708-352-5974	marcia@jundanian.com
Webmaster	Scott Barrett	847-420-5155	dr@bdental.net
Raffle	Brenda Miotke	847-682-1176	bkmiotke@comcast.net
Tools & Equipment	Don McCloskey	847-420-6978	mccloskey@ameritech.net
Audio—Video chair	Mike Canfield	312-656-4877	mike.canfield@cavcommcorp.com
Pens for Troops	David Warren	224-577-7611	z xen420@gmail.com
Education	Rich Hall-Reppen	630-232-8525	rhallreppen@yahoo.com
Demonstrations & Hands-on Classes	Rich Nye	630-406-1855	ryewoodturning@earthlink.net
Special Events Manager	Marie Anderson	630-222-0277	danmar12@yahoo.com
Outreach Coordinator	Brenda Miotke	847-682-1176	bkmiotke@comcast.net

It is even more fun when you bring a friend!

Reasons to join Chicago Woodworkers

- Monthly meetings
- Access to club member expertise and mentors
- Classes and hands-on sessions with name turners
- In-person demonstrations, product discounts, raffles
- and generally a good group to hang out with....

Membership Fees

\$30 Individual membership
\$40 Family membership.
\$10 Under age of 25

Yearly membership fees for Chicago Woodturners are due at the beginning of the year. You can join at anytime of the year!

Pay with cash or a checks at the monthly meeting. (Make checks payable to 'Chicago Woodturners')

Application forms are found online! Contact Brenda Miotke for more information.

By email:
bkmiotke@comcast.net

Or by snail mail

Chicago Woodturners
c/o Brenda Miotke
920 North Sumac Lane
Mount Prospect, Illinois 60056



*Join the movers
and shakers of
woodturning in
Chicago!*



34 years of craft, technology and tradition

**Join us for our monthly meetings,
all are welcome!**

In person meetings are on the
2nd Tuesday of each month

MEETING LOCATION

Christian Liberty Academy

502 W. Euclid Ave., Arlington Heights, IL. 60004.
6:30 pm Social Hour, 7:00 pm to 10:00 PM

Free parking, enter South Door
on East Side, 2nd floor

2022 Calendar of Events

CWT Meetings

Jan 11**	May 10	Sept 13
Feb 8**	June 14	Oct 11
March 8**	July 29 *	Nov 8
April 12	Aug 9	Dec 13 **
** Zoom	*July 29—Turn On! Chicago	**Dec 13—CWT Holiday Party

Mark your Calendar!

Apr 22-23	2022 PenMakers International Symposium Marriott Northwest, Hoffman Estates, IL
Apr 28-May 1	Chicago Pen Show Marriott Northwest, Hoffman Estates, IL
June 23-26	2022 AAW Symposium Chattanooga, TN
July 29-31	Turn on Chicago! Northbrook, IL



Visit the Chicago Woodturners at
chicagowoodturners.com



AAW Annual International Woodturning Symposium Chattanooga, Tennessee June 23 - 26, 2022



AAW is a nonprofit organization dedicated to advancing the art and craft of woodturning worldwide through education.

With more than 16,000 members and over 365 local chapters globally, AAW members include amateurs, hobbyists, professionals, gallery owners, collectors, tool and equipment suppliers, and others.

Join the AAW and have access to the largest portfolio of woodturning-related material in the world!

Hone your knowledge and skills using AAW's online learning portals, exclusive print and digital publications, curated educational videos, high-quality safety resources, and more.

Visit the American Association of Woodturners at
woodturner.org