



29 years of Art,
Craft, Technology,
and Tradition.



The Monthly newsletter of the Chicago Woodturners

May 2016

Headline News

Turn-On! Chicago 2016

The Turn-On! Chicago organizational process is in full swing. Plan now to get involved, volunteer, and mark your calendar for July 22-24, 2016. Please see page 5 for details and look throughout the newsletter for demonstrator pictures. Also each month two demonstrators will be highlighted. See page 6 for this month's presentation.

Frank Pagura is Our New Safety Officer

This most important post has now been filled by Frank Pagura. Our outgoing safety officer, Lars Stole, had to resign due to professional obligations. If you see him, thank him for his service and be sure to congratulate and thank Frank for stepping up. We are all looking forward to a series of articles for the newsletter from Frank.

Call For Volunteers

Now is the time to rally around our club's premier event. It is this event that makes everything our club does possible. The educational grants, the tools, the lathes, the demonstrators, all this takes money which is earned at TOC, come on out and help.

2016 Demo Schedule Change

We have learned that Max Brosi, who was scheduled for June 4-7 had a climbing accident and had to cancel. Rich Nye is working to add another demonstrator later in the year. Watch this page for an exciting announcement. Meanwhile we are looking forward to Mark Sfirri who will join us after Turn-On! Chicago from July 25-27.



Nick Agar



**President
Al Miotke**

There are still lots
of volunteer slots
available for
Turn-On! Chicago

Presidents Curls

Spring is finally arriving, flowers are starting to bloom, outside activities are increasing, and chainsaws are buzzing. I managed to pick up a few nice pieces recently by just following that sound around my neighborhood. Most tree services are happy to give you some wood if you are there at the right time. Keep your eyes and ears open and who knows what free gems you will find for your next turning project.

Unfortunately our June professional demonstrator, Max Brosi who was scheduled for June 4-7 had to cancel due to a rock climbing accident. Anyone that signed up for the event can get their money back by seeing our treasurer, Matt Schmitz at the May meeting. We still have Mark Sfirri with us from July 25-28 for hands on classes. He is a great teacher for off-center spindle work and a lot of fun. Openings still exist for the Wednesday class and you can also put yourself on a waiting list for the July 25-26 two day class. We have people that need to cancel for a variety of reasons so it's worth being on the list to get a chance for a spot. As Rich Nye mentioned at the last meeting, he is working to get Mike Mahoney to Chicago for a demo and hands on classes in September. Mike is a production bowl turner and excellent demonstrator who will show you how cut wood like butter to make functional bowls and hollow forms. Stay tuned for news about this upcoming event. When you see Rich, take a minute to thank him for all his hard work to get these world class demonstrators to Chicago, organize travel, housing, etc. It's not an easy job. I am very appreciative of all his efforts.

We are continuing to make excellent progress to get ready for a first class Turn-On! Chicago event which is now less than 3 months away. Think about what we are putting together. 13 professional turners and demonstrators from as far away as England will be putting on 55 demonstrations over 3 days. There are topics for everyone, from basic turning concepts to carving, pyrography, resin casting, offset turning, segmenting, and much more. If you have not been to the University of Saint Mary's, it's a relaxing wooded Oasis in the Northern suburbs of Chicago. You can learn everything you need too about the event at www.turnonchicago.com. Once again I want to thank our committee chairs who have put in countless hours to make the event a success. I also want to thank everyone who has signed up to help during the event with setup, teardown, audio visual, the banquet, instant gallery, and much more. The event cannot be a success without the help many people. The more people that sign up, the easier the job for everyone.

Alan J Miotke

Minutes of April 2016 Meeting

Dawn Herndon-Charles for Marie Anderson

President Al Miotke opened the meeting with a brief welcome and quickly went into business. He announced the gallery review would be conducted by Clint Stevens and that Bob Schulz would do the demonstration on turning tulips.

Richard Nye announced that the Max Brosi 2-day was full, although there were openings for the Sunday class. [Note: this class has now been canceled]. Richard went on to remind membership of the upcoming Mark Sfirri hands-on classes immediately after Turn-On-Chicago.

Al indicated that Beads of Courage boxes will be due by the June meeting for this year's presentation, late donation would be held for the next presentation.

Don Mcloskey drummed up support for the Pens for Troops and noted that there will be a session on Friday night of TOC for turning pens.

Frank Pagura, the new safety officer stood up and said a few words.

Al announced that Mark Dryer will be a presenter at the National Symposium in Atlanta in June.

Mark briefly described his planned sessions on pen castings.

The CWT 2016 Grants were awarded to Andy Kuby, John Whitehurst, Mark Hubl, Roberto Ferrer and Tom Waicekauskas, all of whom will be using the grants to take classes.

The TOC update included information that single day registration is now open and there will be a WIT (Women in Turning) meeting. Frank passed out forms to sign up for AV volunteers.

Darrel Rader provided an update on the plans for a formalized club-sponsored woodturning class. He polled the audience for feedback on various scenarios for the class (cost, woodturning topics, frequency of classes).

Roger Basrak provided the membership update; Marty Knapp and Mary Olson handled the raffle, and Client Stevens did the gallery critique. Bob Schultz demonstrated his approach to turning tulips and provided a handout with instruction and resources.

Educational Grants Awarded

Don McCloskey

Look at our winners of this year grants. This is just some of what you can do with the grant money: Andy Kuby is taking a David Ellsworth class in Pennsylvania for three days, John Whitehurst is taking a Hollowing Class at Craft Supplies Utah, Mark Hubl is taking a wood turning class at John Cambell in North Carolina, Roberto Ferrer is taking a Derek Whitman class at Arrowmont in Gatlinburg Tennessee, and Tom Waicekauskas is acquiring some tools and supplies for turning.

In the past, among other things, we have had members take classes from Jimmy Clewes, learn gourd work, and purchase tools.

The grant review period is in the Fall, watch this newsletter for the particulars.



CWT News

Raffle

Mary Olsen and Marty Knapp

April Winners

Chatter Tool

Veneer

Wood and Pen Kit

\$20.00 Gift Certificate

Glue and Epoxy

Clint Stevens

Don McCloskey

Lynn R. Valentine

Rich Nye

Paul Prycik

Next Month's Items

Come out to the meeting and see for yourself

Raffle proceeds: \$142.00

Membership report

Julie and Roger Basrak

The April 12, 2016 meeting of Chicago Woodturners was attended by 67 members and 5 guests, one of whom decided to join CWT before leaving the meeting. Our new member is Bob Shurford from Evanston. Our other guests were Rich Majka from Park Ridge, Lane Mikkelsen from Sandwich, Doc Sanjurjo from Chicago, and Jason Tyrava from Chicago.

There are currently 146 members who have paid their dues for 2016. (For comparison, we had 177 paid members by the end of 2015.) We greatly appreciate your promptness in paying!

Your CWT dues are still one of the best bargains around at \$25.00 for an individual member and \$35.00 for a family membership for an entire year. If you come to only 2 demonstrations in a year, the money you save has paid for your membership. Remember, there are mentoring sessions prior to all meetings (except the December meeting), and gallery reviews and demonstrations at the first eleven meetings each year, as well.

Dues can be paid at the meetings or by check made payable to Chicago Woodturners and mailed to:

**Julie Basrak
563 W. Ruhl Rd.
Palatine, IL 60074**

Thank you for your cooperation

Turn-On! Chicago 2016

Marie Anderson

Turn-On! Chicago 2016 is coming. During the seven months between January and July we will be showcasing the various demonstrators who have committed to being with us this year. We will start off by listing the demonstrators and giving a short précis of their work and what they will be demonstrating. This month we are showcasing Molly Winton and Mark St. Leger (see page 10).

Also, we will be using pictures of their work as fillers in the newsletter so if you see something interesting, this summer is your chance to follow up.

Our demonstrators include:

Molly Winton, surface embellishment, woodburning and miniature vessels

Mark St. Leger, Basic turning projects especially boxes

Mark Sfirri, multi-axis and eccentric turning, including spindle turning basics

Rex Burningham, Basic Bowls and goblets, including a platter with a rope twist bead

Stephen Hatcher, Inlaid stones including unique bowl and platter accents

Clay Foster, Surface embellishment and design including multiple axis vessels

Graeme Priddle, Offset turning and burning including sculptural multi-center turning

Nick Agar, Surface embellishment and design including a Viking sunset bowl

Rob Wallace, Tree identification

Ron Nelson, Basic turning including turning a trembular and thin stem goblets

Robin Costelle, Segmented turning including design and hollow forms

Frank Kobilsek, Vessels and Goblets including jewelry from the lathe

Vince Welch, Understanding sanding abrasives and how to use them.

Come on out and see the best in Woodturning.



Ron Nelson—Hollow Form

Nick Agar Turn-On! Chicago 2016 Demonstrator



Renowned Woodturning artist Nick Agar's broad-scale, multi-textured wood sculptures, created at his riverside studio and gallery in Devon, have earned him a reputation for producing highly individual, beautifully crafted art. Nick has inspired many woodturners with his work and has traveled across the world to demonstrate his skills.

With more than 25 years experience, he has a great understanding of his medium - choosing burrs and intriguing or figured timber for the majority of his work, - exposing nature's treasures beneath the bark.

Inspired by organic forms, pottery, and his natural surroundings, he specialises in hollow forms, large diameter work, and surface enhancement. He is renowned for his wall sculptures in particular. His award-winning work often incorporates carving, weaving and metalwork.

In addition to exhibiting widely and appearing at international conferences both as a demonstrator and a judge, Nick is in constant demand for commissions from collectors. His wide range of clients including HRH Prince of Wales, Dukes, Duchesses and the Royal jewellers. He and his work have also featured on BBC and ITV lifestyle television programmes. He is co author of the book "woodturning evolution" an elected member of the **Devon Guild of Craftsmen**, and a **Registered Professional Turner**. A member of the AWGB and AAW.



Ron Nelson 2016 Turn-On! Chicago 2016 Demonstrator



Rob was born, raised & owns his family's farm in Winchester, Wisconsin. His first experience with turning wood was in high school in the 70's. After becoming empty nesters, his turning has increased to what it is today. A past president of Wisconsin Woodturners and currently president of Northeast Wisconsin Woodturners. Rob has taken advanced classes with David Ellsworth and given demonstrations for many woodturning groups, mentors youth, teaches classes in his shop and at the Clearing Folk School in Ellison Bay, Door County.

Rob will demonstrate thin-stemmed goblets, trembluers, and turning a hollow form in reverse.



Robert Schultz Demonstrates Turning Tulips in April**Paul Rosen**

Our demonstrator for April was Robert Schultz. From his ardent defense of the United States Postal Service, you may remember Bob as a long-time mail carrier. Bob spent the last 25 of his 32-year career as a mailman in McHenry, IL. But now that he's retired, he has more time to spend on his favorite pursuit: turning tulips in wood. Bob's tulips are made of three parts: the bulb, the stamens, and the stems. Making the bulb is where 90% of the effort lies.

For starters, you can purchase a box of dyed birch from Craft Supplies for \$75.00; the striped appearance gives the bulbs a high-contrast presence. Or, you could use dyed birch, in a variety of colors. Bob also likes to use TransFast water-soluble dyes. You can dissolve them in warm water in an 8- or 12-ounce fruit canning jar. Once the dye solution is prepared, Bob submerges the entire turned bulb to get an iridescent red, blue, or pink color. But he also uses two woods of contrasting color, such as walnut and maple. You can prepare a glue-up of alternating 3/8-inch dark and light stripes, or use a dark center surrounded by four pieces of lighter-colored wood. But if you use a dark-grained wood like walnut, you will need to do a final sanding *with the wood grain* using 400-grit paper, to remove sanding marks. (Dark woods show the sanding marks more than lighter woods.) Ash is another favorite wood because you can show off its prominent grain pattern with a stain, followed by lyming wax. The lyming wax makes the grain pop. Lyming wax (from England) is a little expensive--about \$25.00. It comes in black or white. Use the white. (Black ends up looking dirty.) Wear gloves when applying lyming wax, and apply only to the outside of the tulip bulb. For free ash, consider going to Park Ridge. They are reportedly taking down 200 ash trees due to Emerald Ash Borer disease. Once the tree is dead, the ash borers leave. The tree dies at the top, and shoots start to come out from the base. To make the bulb, you start with a rectangular blank, about 2-inches square and 3-inches long. Bob uses his high-speed steel Forstner bit, 1-inch in diameter, that he bought at the Milwaukee wood show. The RotaStop Maxicut brand (French) was expensive--about \$100.00 with a No. 2 Morse taper adaptor and locking shank system--but it eliminates smoking during boring and retains its sharpness a lot longer than standard Forstner bits. (The asymmetrical chip-breaker design makes wood chips, not swirls, which allows the bit to bore cleanly with less clogging than conventional Forstner designs.) Bore the hole about 2-inches deep, and then bore a second hole through the center, to accommodate the 3/16-inch diameter wooden stems that will support the bulb. Alternately, both holes can be bored on a drill press. In either case, make sure that the hole is centered on the blank. An off-center hole will make the tulip bulb come out too small. Next, from the mid-point on one side of the rectangle, draw an arc ending at the top left-hand corner. Draw a second arc from the same center point to the top right-hand corner. Repeat the same layout on an adjacent side of the bulb blank. Bring the blank to your band saw and carefully follow the two layout lines on each of the adjacent surfaces. To eliminate the saw marks, Bob uses a 1-inch belt sander with a 120-grit sanding belt, making four passes--one for each of the four arcs.



Mount the sanded blank on your lathe, with the top end of the tulip bulb facing the headstock end. Bob uses a 1-inch diameter StebCenter in his headstock. (Alternately, you could use a wood block mounted in a scroll chuck to turn a 2-inch long tenon 1-inch in diameter, to fit the hole you bored in the bulb blank.) Turn the bulb blank to a cylinder using a spindle roughing gouge, and finish off the large bottom curve and smaller top curve using a 1/2-inch and/or 3/8-inch bowl gouge. You can shear-scrape the base for a final finish, followed by sandpaper at 150-, 180-, and 220-grits. Bob likes to use Norton sandpaper, which he purchases in boxes of 20 each. He's also had good results with 3M sandpaper. He likes to cut the sheets of paper down to size using a 32-tpi hacksaw blade. He folds the long strips in half, and then into thirds, so he ends up with six sanding surfaces. Bob likes to use each surface once, and then goes to the next surface. You could also use Abralon sandpaper, which is

(Continued on page 8)

Robert Schultz Demonstrates Turning Tulips in April**Paul Rosen***(Continued from page 7)*

washable, after which it can be re-used. Mirka makes a “sponge” paper, which is easy on your fingers because it takes up a lot of the vibration.

To make the stamens, Bob uses small glass beads (Hobby Lobby) that have a hole in them. He glues these beads to the end of a piece of 20-gauge black wire (Menards), just under 2-inches long. He likes to use Locktite Go2 glue. Match the wire diameter to a small drill bit, and bore three holes in the bottom of the 1-inch diameter hole bored previously. Use three stamens per tulip bulb. Finally, glue a dowel rod (tulip stem) into the 3/16-inch hole bored previously in the base of the bulb. You're done. So now, you have tulips that will last 12-months out of the year. But if you don't have time to make your own, you can take a road trip to the Woodstock Farmer's Market on a sunny weekend this spring. If you're lucky, you'll find Bob pursuing his second career: selling turned tulips.

**Turn-On! Chicago is July 22-24****Marie Anderson**

July 22-24, 2016, University St. Mary of the Lake, Mundelein, IL - Have you signed up yet? If not, I hope you will read this little article and find the motivation to sit down and complete the registration form to attend Turn On! Chicago 2016 (just as soon as you finish reading this). No seriously, read the whole thing, then go sign up.

What stage of your woodturning journey are you at right now? Just starting out? Just a few years in? Back from a hiatus of a few (or more) years? Trying to decide what you want from woodturning? Thinking about going professional? Already turning professionally? TOC has something for all of you!

TOC is not just a learning opportunity, it is an opportunity to immerse yourself in woodturning for 3 days. Think about it, get away from the responsibilities of “the real world”. This symposium is an opportunity for you to think about this passion we call woodturning for 3 continuous days! Spend some time making new woodturning friends or catching up with some that you made over the years and rarely see (except at woodturning events that is).

For the two of you who are too shy to talk to strangers without a good reason, this year, TOC will host, for the first time, a W.O.W. exchange (that's World of Wood for those newbies among us). There will be more information on this before the symposium. Another first this year, for the ladies that turn – TOC will also host a gathering of some of the AAW's Women in Turning (WIT) group with an opportunity to participate in a collaborative project (more on this next month). In case you are wondering, the AAW, in response to the growing number of women interested in woodturning and to encourage more women to join in this craft, the AAW developed a special interest group to encourage women to turn. If you are a woman and an AAW member you are automatically part of WIT.

Let's talk about our world class lineup of demonstrators. This year, Turn On! Chicago welcomes 11 amazing artists that will be sharing their knowledge with us. In case you haven't noticed, this newsletter has been (and will continue to) showcase our demonstrating artists and their work until TOC is over. We are talking about Nick Agar, Rex Burningham, Robin Costelle, Clay

(Continued on page 9)

Turn-On! Chicago is July 22-24**Marie Anderson***(Continued from page 8)*

Foster, Stephen Hatcher, Frank Kobilsek, Graeme Priddle, Mark Sfirri, Mark St. Leger, Rob Wallace and Molly Winton.

Be honest, when was the last time you actually stood at the lathe? Do you miss it? TOC offers the opportunity to get you back to the lathe, (and while you are at it, you will be helping support a very worthy cause) sure, this opportunity is for a very limited time, however, on Friday night you can participate in the Pens for Troops event and turn a pen to donate and we hope to break a record this year! (In case you need incentive to get to the lathe before the symposium to brush up on your skills, I am proud to say that CWT has once again committed to give back to the community through collection of both Empty Bowls and Beads of Courage boxes during the symposium.)

Do you like to eat? Do you like art? Do you enjoy the rush of adrenaline? Are you an amateur (or professional) collector of wood art? The banquet and auction will not only offer a meal, but the drinks will surely help you exchange some of that cash for one or more pieces of wood art that are being donated to help CWT fund more educational activities over the next 2 years. It is my understanding that our auctioneer, Rob Wallace is extremely entertaining, so much so that you hardly notice that he has “encouraged” you to be the highest bidder. (The rest of us will enjoy the process too!) This year the banquet will be off site so if I haven’t convinced you that you need to join us for the entire weekend, there may be an opportunity for you to join us for the banquet on Saturday night (and bring your friends too!).

If you fall into the category somewhere between amateur and professional and are looking for some suggestions on how to get your work to the next level, please bring along one or two pieces to display in our instant gallery. Take the time to tour the gallery for inspiration (I suggest making time to tour it several times because there will be pieces you miss the first time around). Of course, you DO NOT WANT TO MISS the instant gallery critique on Sunday morning. This could be the single most important rotation for you. The opportunity to hear the critique of two of our demonstrators will offer insight into what to look for as you push the creative envelope. It is impossible for them to critique EVERY piece in the instant gallery during one rotation, but no matter whose work they critique, you will learn what to look for, what makes a good shape, and more. The banter between the two critics is educational and often humorously entertaining (and of course, they might choose your piece(s) to critique.)

By the time it’s over, you will be exhausted, happy, and inspired to get back home to your lathe to turn something hopefully using one of the new things you learned. I know, I have had the same feeling after EVERY symposium I have ever attended. The days, weeks, months and yes, sometimes years after the symposium you will correspond with the friends you meet over these three days. For me, that has been the best thing that has come from my woodturning journey. The amazing people I have met and count among my friends. I encourage you to join me at Turn On! Chicago 2016 and take that next step, right now, you probably can’t imagine where it will lead you but I guarantee it won’t be dull!

Registration is open on the Turn-On! Chicago website. www.turnonchicago.com or you can access it by link through our website. www.chicagowoodturners.com although I guarantee, if you attend any of the rotations, you WILL learn something – (most likely more than one thing). It is so much more.



Nick Agar

2015 Meeting Agenda

Month	Gallery Review	Demonstration
January	Roger Basrak	Ken Staggs— Tops
February	Dawn Herdon-Charles	Darrell Rader - Power Carving
March	Thomas Stegal	Don McCloskey - Celtic Knot Goblet
April	Clint Stevens	Bob Schultz—Turning Tulips
May	Bob Barberi	Al Miotke - Methods of Mounting a Bowl
June	TBD	Marie Anderson - Making a Little Bell
July	TBD	Bob Bergstrom
August	TBD	TBD
September	TBD	Jason Clark - Offset Turning
October	TBD	Don Johnston - Xmas Ornament
November	TBD	TBD

Chicago Woodturners Board of Directors and Committee Chairs 2015

President	Alan Miotke	847 297-4877	abmiotke@comcast.net	920 Sumac Lane	Mount Prospect, IL 60066
Vice President	Don McCloskey	847 420-6978	mccloskey@ameritech.net	2028 Gilboa Ave.	Zion, IL 60099
Secretary	Marie Anderson	630 773-9182	danmar12@yahoo.com	5N181 Central	Itasca, IL 60143
Treasurer	Matthew Schmitz	847 439-6023	angelhaus@comcast.net	406 E. Noyes	Arlington Hts , IL 60005
Past President	Scott Barrett	847 420-5155	dr@bdental.net	46 Bridlewood Lane	Northbrook, IL 60062
Newsletter Editor	Terry McCammon	630 697-4900	Terry.W.McCammon@gmail.com	1715 Highland Ave	Wilmette, IL 60091
Membership	Julie Basrak	847 358-2708	cwtjulie@hotmail.com	563 West Ruhl Road	Palatine, IL 60074
Librarian	Robert Schultz	815 245-7495	grislakers@att.net	2819 South River	McHenry, IL 60051
WebMaster	Scott Barrett	847 420-5155	dr@bdental.net	46 Bridlewood Lane	Northbrook, IL 60062
Raffle Co-Chair	Mary Olson	847 397-1420	honeycup8@yahoo.com	2804 Mill Creek	Rolling Meadows, IL 60008
Raffle Co-Chair	Marty Knapp	847 639-2468	sueknapp918@sbeglobal.net	601 Woodbine	Fox River Grove, IL 60021
Tools & Equipment	Don McCloskey	847 420-6978	mccloskey@ameritech.net	2028 Gilboa Ave.	Zion, IL 60099
Safety	Frank Pagura	847 524-0231	fpagura@att.net	944 Wisconsin Lane	Elk Grove Village, IL 60007
Audio & Video Co-Chair	Jerry Kuffel	847 895-1614	kuff@sbeglobal.net	532 Berkshire Ct.	Schaumburg, IL 60193
Audio & Video Co-Chair	Dawn Herndon-Charles	630 588-8431	dcharlesster@gmail.com	1545 Wiesbrook	Wheaton, IL 60189
Educational Committee	Darrell Rader	815 648-2197	d.rader@woodfineart.com	10703 Allendale Rd.,	Woodstock, IL 60098
Demonstrations	Rich Nye	630 406-1855	nyewoodturning@earthlink.net	40W257 Seavey	Batavia, IL 60510

Members Gallery of Items Critiqued at the April Meeting



Al and Brenda Miotke



George Charel



David Bertaud



Bob Schultz



Mark Skog



Mark Dreyer




Roy Lindley



Paul Shotola



Peter Paul



Mark Johanson



Francisco Bauer



Andy Kuby



Ken Staggs



Marty Knapp




Rich Nye



Larry Fabian



Thomas Stegall



Dawn Herndon-Charles

Editor's Choice

Jason Clark



Jason:
Excellent execution
as well as
cleverness is what
caught my eye this
month.




You can agree or
disagree with my
choice. The fact
that we live in a
democracy does
not change the fact
that I am the
editor.

For Sale, Trade, or Wanted

Back by Popular Demand

A limited production run of the famous LED lamps as produced by Andy Kuby. Interested parties should contact him at RiverWoodsTurner@gmail.com



Items of interest to woodturners for sale,
wanted, trade or free are welcome.
Non-commercial ads only, please.

Events of interest to woodturners are also welcome.
To place an ad, contact Terry McCammon
Terry.W.McCammon@gmail.com

Events

TurnOn! Chicago 2016 The 2016 edition of TurnOn! Chicago has been announced. We will be showcasing details as time matures but mark your calendars for July 22-24, 2016. We will return to The Conference Center of the University of St. Mary of the Lake in Mundelein, IL.



Visit our website
chicagowoodturners.com

**Monthly Meetings
are held on the 2nd
Tuesday of each
month at:**

**Christian Liberty
Academy
502 W Euclid Ave
Arlington Heights,
IL
7:00-10:00 PM**

**Please join us
All are welcome.**

**Membership in the
Chicago Woodturners
is available to anyone
wishing to increase
their turning skills
through education,
discussion and
critique. Annual dues
are \$25.00 for a single
membership and
\$35.00 for a family.
Visit our website for
an application or
contact:**

Julie Basrak

**Membership
Chairman**

The Chicago Woodturners is a chapter of the American Association of Woodturners (AAW). Visit their website for more information.