



28 years of Art,
Craft, Technology,
and Tradition.



The Monthly newsletter of the Chicago Woodturners

June 2014

Headline News

Turn-On! Chicago 2014

Turn-On! Chicago 2014 symposium registrations are coming in fast. There are a limited number of places so get your reservation in now. Visit www.turnonchicago.com for full details and to register on line. Each month we will have some of the demonstrators scheduled for this year's symposium. See page 9 for this month's profile.

Newsletter Articles Needed

Have an idea, have a woodturning interest you want to explore or an editorial idea? Contact the newsletter editor (terry_mccammon@ameritech.net) with your story or story idea and you may find yourself in print.

Glenn Lucas to Demo in October

Glenn Lucas will be here October 4-7. He is a very popular demonstrator and seats will be going fast. Sign up at the next meeting to reserve your place. The education committee provides one free demo a year and this is it. You must register but the event is free to CWT members whose dues are current. As always the Saturday demo session will start at 9:00 am and end at 4:30 pm. The cost is \$30 to non-members. Hands-On classes are limited to six people and are \$120.00 per day. One day classes are held on

CWT Educational Grant -2014

Do you know a class, a tool or material that is needed to try a new woodturning technique? Submit your idea for a CWT -2014 Educational Grant of up to \$500.00. The form is available on our website <http://www.dreyerhouse.com/cwt/GeneralWebSite/Education.aspx?Feature=65>. Submit the form as well as any questions to Don McCloskey at mccloskey@ameritech.net. The deadline is October 1, 2014

Mentoring

The regular mentoring session will be held at 6:00 PM before the meeting. This month's topic is the skew. As always any and all questions are welcome.

2014 Dues

If you have not done so already, its now time to renew your membership. \$25 for an individual, \$35 for the family. Best deal in the Metro area.

Presidents Curls



**President
Al Miotke**

Check out the
great
demonstrators
coming to Turn-
On! Chicago

As I reflect on the past month, May was another active month for the Chicago Woodturners. We had the pleasure of hosting Keith Gotschell and he put on a great show through a fast paced set of projects that demonstrated a variety of techniques. Each step focused on explaining a fundamental concept of woodturning with a style that was both very easy to understand while being entertaining. Many of us were not familiar with Keith's work before his visit, but for those that spent the day at either Keith's demo or one of the hand-on classes, it's a name that will be remembered. This is what our professional demo's are all about. Due to Turn-On! Chicago, our next demo won't be until October 4th when we are fortunate to host Glenn Lucas from Ireland. This is going to be another fun and educational day with a focus on the efficient tool techniques for both bowl and spindle turning. I would also expect some discussion on sharpening techniques since he is the representative for Tormak as well as being accomplished at free hand sharpening. To learn more about Glenn, check out his videos on www.youtube.com, they are very well done. Just search on his name.

Thanks to the effort of Don Felch, CWT had an excellent woodturning display at the Arlington Heights library in May. Hopefully you had a chance see it. It gave many local residents some exposure to the woodturning process as well as showing off the work of some of our members. Educating the general public on our craft is one of our missions and this display definitely helped us achieve this objective. If you have a location in your community, possibly a library, school, or community center for a display, I encourage you to pursue it and we will help you get it organized.

The education committee led by Marie Anderson, put together a survey to gather feedback on our programs from all members in attendance at the May meeting. Your input and candor was very much appreciated. Our goal was to gather information that will help us make better decisions on programs of interest to our members. We will share the results at an upcoming meeting after the results are tabulated.

The Turn-On! Chicago committees continued with efforts to get ready for show time which is getting close now. The event starts on August 14 when we will be setting up the classrooms and dining room as final preparations are made for the first rotation of demonstrations which begin on Friday morning. A preliminary rotation schedule is now available on the website at www.turnonchicago.com. The final version will be uploaded later this month. Check out the interesting presentations that are scheduled for this summer.

Always remember TURN SAFE.

Alan J Miotke

May Meeting Minutes

Marie Anderson

President Al Miotke opened the meeting promptly at 7:00pm welcoming all to the meeting and thanking Clint Stevens and Lars Stole for the pre-meeting mentoring that took place between 6 – 7 this evening. There was a lot of participation and plenty of learning going on!

Al then discussed last week's day long demo and hands on classes with our guest demonstrator Keith Gotschall asking for comments and a show of hands of attendees. Many positive comments came through including: "excellent teacher"; "learned a lot from him"; "loved the hands on classes"; and "best demonstrator we have ever had". Al closed with if you missed this demo, you missed an excellent learning opportunity. However, you will have another opportunity to take advantage of our day long demonstrator – Glenn Lucas in October. Don't miss out on this one! There are still spots available in the hands on classes and you it's only \$15 for the all-day demo on October 4th if you purchase by the September club meeting.

On this same subject, the CWT board has voted to have all hands on class participants as well as mentor session hands on participants sign a hold harmless agreement beginning with the hands on classes with Keith Gotschall. The hold harmless agreement basically says, if you get hurt during one of these events, you are responsible for your actions. This brought up a short discussion about our insurance and that our demonstrators and our mentors need to be AAW members in order for the insurance to be in effect. There was some confusion about this, so rather than taking up more meeting time, so Al asked that any further questions should be emailed to him or to check the AAW website for a better description of the insurance.

Al gave the floor to Alan & Penny Carter who informed the entire group that they are officially "outta here" and heading to North Carolina...no, really, they are leaving in the morning. Both said thanks for everything and once the new house is built, they will be happy to have visitors. This is not the last we will see of them. Alan will be demonstrating at TOC in August.

Bob Leonard has once again agreed to host the annual CWT picnic (unless their house sells before then!). The date is not set, but Al did ask for a volunteer to coordinate and offered the history that he and Brenda have from last year. There were no volunteers at this time so anyone interested should contact Al directly.

As of last month, Al announced the availability of CWT logo'ed apparel through the Land's End website. Al was wearing one of the new shirts this evening. He said, there is just 2 days left that you can order your shirt from Land's End and get free logo on it using the code EMLOGO when you check out on the Land's End website. (NOTE: By the time this comes out in the newsletter, this special will no longer be available, but check the Land's End website for any current specials). A link to the correct Land's End website for CWT apparel can be found on our CWT website (it's a simple click to go to the correct page to order your apparel with CWT logo. You can order any item you want (with the exception of hats due to the size of our logo) directly from Land's End website, pay them and they will send it directly to you!

Al stated that Scott Barrett has taken over the CWT website and just 2 weeks after taking over, it looks completely different. There was a short discussion about it including whether or not we want to have password protected area, if so, individual passwords or a group password. Scott also asked if anyone has been using the photo library? Only a very few said yes, so for now, he is

(Continued on page 11)

CWT News

Raffle

Mary Olsen and Chuck Svazas

May Raffle Winners

Andy Kuby - Cherry turning blanks

Mary Olson - Turning blanks and pen kits

Peter Paul - Black walnut blank

Mark Ebert - Crown Square Scrapper

Paul Pycik - Mixed pen blanks

Winning Ticket Numbers - Bring them back to the June meeting

698294

698295

May Raffle Receipts \$176.00

Membership report

Julie & Roger Basrak

At our May meeting there were 68 members present. There are currently paid 149 paid members, including returning member, Don Burgeson from Glen Ellyn. Welcome back, Don!

To those members who have not yet paid, please bring your check to the May meeting OR send them to me at:

**Julie Basrak
563 W. Ruhl Rd.
Palatine, IL**

Checks should be made out to "Chicago Woodturners". Thanks for your cooperation!



Nick Cook Spurtle

Lars Stole Demos Hollowing

Paul Rosen



Lars Stole was our demonstrator for the month of May. He showed us how to use a captive boring bar and laser to perform deep hollowing in end grain. Lars is a teacher by profession. It showed. Preparation, presentation, and documentation were all superb. May I suggest that you read his four-page hand-out from the meeting, posted on the club website? I have seldom seen a demonstrator research and document his topic so thoroughly. The day after the demo, I confess to having spent about four hours on youtube, viewing all the videos that Lars had listed in his handout. It was quite an education.

Holding the Blank Green wood is easier to turn than kiln dried wood. But the advantage with kiln dried wood is that it usually will not move over time, especially if you selected a wood blank that has the annual rings all running parallel to one another (viewed from the end of the piece). After turning the blank to a round form, most of us would probably turn a tenon on the end, so the blank could be mounted in a scroll chuck. It's secure, fast, and predictable. But if you need to remove the blank and remount it later, it may not turn true. Lars suggested an alternative: the anodized black aluminum face plates from Easy Wood Tools. The cost is about 1/4 that of a scroll chuck, which means you could buy two or three in case you wanted to switch between projects A, B, or C. The subject face plates each come predrilled with eight holes. Consider enlarging each hole with a 1/4-inch drill bit, so you can use #14 stainless steel screws to secure your work. Lars uses 1-1/2-inch screws which accept either a Phillips head screwdriver or a modified square drive. Your local hardware store or home center may or may not carry #14 stainless steel screws, but if you visit amazon.com, you can get them using this number: B0013833ZM.



Easy Wood Face Plate

Hollowing Options For bowls, you can use gouges and scrapers for hollowing. And for relatively shallow end-grain work, you can use free-hand tooling. But for hollowing out a small-diameter 12" vessel, you will likely need a captive system that limits the cutting tool shaft to a horizontal motion. These systems include a 5/8" diameter length of bar steel, drilled and tapped on one end to accept a short tool holder. Systems with a bar longer than 12" usually require a 3/4" diameter bar.

Traps and Snakes Unlike simple fitted boxes that might be 3-inches deep, a 12-inch tall vase or hollow form presents special technical challenges. As Lars explained it, you want the boring bar to have freedom of movement in the x/y axes, but not the z axis. To attain this end, some designs utilize a "trap" system, usually consisting of a pair of parallel metal bars that hold captive the handle-end of the boring bar. (For example, see Carter Products Hollow Roller system.) The trap can be bolted to the lathe bed ways or attached via the hole in the banjo. Set-up requires that the height of the tool rest and the trap be adjusted so that the cutting tip on



(Continued on page 6)

Lars Stole Demos Hollowing

Paul Rosen



the boring bar is centered on the workpiece and level with the bed ways (use a magnet-mounted bubble level or torpedo level). Once centered, rotate the tool cutter slightly below 90-degrees and initiate rough hollowing. (This assumes you have already used a 3/8" diameter, long-bore bit to hollow out the center of your piece to the intended depth of cut.) An alternative to the parallel bar trap system is an articulating "snake." What I call a snake is actually an articulated hollowing -bar holder. As with the double-bar trap, one end of the snake attaches to a holder mounted on the lathe bed or the banjo,

while the other end attaches to the south end of the boring bar. Some of the snakes I saw in the youtube videos were gray metal, while others were red or blue in anodized metal.

Boring Bar Tube One end of the boring bar holds the cutting tip; the other end is a tang that attaches to a handle set in the trap, or some sort of female fitment in the snake. (Jargon alert: Note that what I am calling a "boring bar" is actually a 1" diameter tube with an internal diameter of 5/8-inch.) The bar may contain one or two set screws to hold a 3/16" or 1/4" square, high-speed steel (HSS) cutter, a Hunter No. 1 carbide cutter, or MunroeHollowerII cutters (see Steve Sinner for the latter). The Hunter No. 1 carbide cutter is available for \$26.00 through Tim Rhinehardt in North Carolina. He goes by the name "Tim of Charlotte" if you want to Google him. Consider using the Hunter No. 1 carbide cutter for kiln-dried woods.



To save on expenses, Lars suggested that you may want to make your own boring bar. (This assumes you have some metal-working skills.) Lars gets his raw materials from an Internet site called "onlinemetals.com." Go to the "Cold Rolled" tab on the webpage, and you will find a selection of steels designated 1018, 1144, and A513 among others. The 1018 is cheap, basic mild steel (Rockwell hardness B71) which is easy to drill and tap. It's good for making jigs, but it's not the best choice for a boring bar. Instead, consider using 1144 (much harder than 1018, at Rockwell B95, but almost as easy to machine, drill, or tap.) The A513 is reasonably hard (Rockwell B89) tube steel, but tolerances are precise for the outside diameter, not the inside diameter. Lars has used the A513 tube with an inside diameter of 5/8-inch, into which he will epoxy a 5/8-inch outside diameter tool holder made of 1018 steel. (Note that the I.D. of the A513 tube can be 0.620-inch instead of the advertised 0.625-inch.) That forced Lars to purchase 39/64 drill rod (that's 0.609-inch) that would fit inside the A513 tubing. As an alternative, consider purchase of the harder 1144 solid bar, and drill each end with a 5/8-inch diameter bit. It's more work, but your tolerances will be more precise. Note: Solid bar steel costs about \$100.00/foot; tube steel will be closer to \$20.00/foot.

How Thin? Some of the vessels that Lars makes are 1/8-inch thin. How does he do it? He uses a laser guide that shines a red point (or a red circle) on the top edge of the turning. You can get

(Continued on page 7)

Lars Stole Demos Hollowing**Paul Rosen**

these lasers at AixiZ.com, including a circle diffraction grating if that is your pleasure. Lasers are available in a wide spectrum of colors, but Lars recommends the red lasers (650 nm), with a 1mW or 5mW power output. Use the 5mW with the circle diffraction grating. Pair the laser with a 12mm x 30mm case and a 3.2v battery back. For only \$5.00, Lars uses the 650nm, 5mW, 3.2VDC red laser with a 12 x 30mm case. Throw in an extra \$3.50 for the circle diffraction lens, and the whole package should fit nicely on a 12x30 holder.

For sanding the inside of a thin hollow vessel, you may want to get a pair of 12-inch long, locking hemostats. Get one straight and one curved; they sell for less than \$11.00 each at Harbor Freight. Those same hemostats are also handy for grabbing wood chips (lathe turned off) to clean out the inside of the vessel during hollowing. And while you're in the store, consider getting a 13" blow gun to fit on the end of your air compressor hose. You'll need the longer length blow gun to evacuate shavings through the 1.25" hole at the end of your vase (assuming you elect not to go the manual hemostat route). Either method is more efficient than using a spoon to evacuate wood chips.

Reverse-Chucking Mandrel Once you have hollowed out the inside of your vessel, you may want to reverse-chuck the piece so you can work on the outside of the base. Lars showed us the mandrel he made from 5/8" 1018 steel. To secure it to the headstock, he purchased a #2 Morse Taper end mill holder from Grizzly (Part G9539, \$12.75), along with a shaft collar holder from amazon.com. He made the seating cone (to fit into the top of the hollow vessel) out of UHMW plastic, although you could make it out of turned hard wood.



Closing Tips Consider investing in a foot-operated on-off switch, for emergency shut-off of the lathe. Consider making custom calipers from armature wire. It's generally a lot cheaper than commercial lathe calipers. Card scrapers are great for finishing the outside of hollow forms. Sharpen only one edge, and use in the underhand trailing mode. Also, with the lathe stopped, the edge of the card scraper is a good reference surface for making sure your hollow form does not have any flat spots.



Coming In August - Turn On! Chicago

Paul Shotola

Do you want to get up close and personal with such acclaimed turners as Barry Gross, Trent Bosch, Lyle Jamieson, Nick Cook, Dick Sing, Binh Pho, Alan Carter and Jason Swanson? Then plan on attending Turn On! Chicago coming this August 15-17,

The symposium will again be held at the University of St. Mary's of the Lake, 1000 East Maple, Mundelein, Illinois.

Registration includes over 55 rotations (five at a time), all meals, Saturday night banquet with auction, the Friday night turning event, trade show, instant gallery and a commemorative tee-shirt. Most importantly you will have the chance to interact with some of the finest turners working in the United States. All this for the low price of \$295.00. Act now because the price goes up to \$330.00 on July 15.

Lodging is available on site in the campus dormitory. Registration and information is available at the event website: www.turnonchicago.com

A number of vendors will be available in the trade show including:

Bob Leonard - Vacuum Tools
Barry Gross - BG Art Forms
Steve Sinner - Advance Lathe Tools
Lyle Jamieson - Hollowing Tools
Vince Welch - Vince's Wooden Wonders (Sanding Supplies)
Jim Wesp - Kettle Moraine Lumber
Ed Brown - Exotic Blanks
Jason Swanson - Staved Construction
Robert Halverson

The Featured Demonstrators include:

Andi Wolfe - Botanist and Carver
Barry Gross - Pens
Binh Pho - Pierced and carved forms
Dick Sing - Pens, Bowls, Eggs, Ornaments and Humidors
Lyle Jamison - Hollowing
Nick Cook - Full Service Production Turner
Trent Bosch - Teacher and Sculptor


Guest Demonstrators include:

Alan Carter
Jason Swanson
Steve Sinner
Rob Wallace

Registration is limited, places are going fast. Get your reservation in now.

WWW.TURNONCHICAGO.COM

Turn On! Chicago Demonstrator Profile



Meet Nick Cook who is one of the demonstrators at this year's Turnon! Chicago.

Nationally known woodturner, Nick Cook lives in Marietta, Georgia, where he owns and operates his studio. He grew up around his father's woodworking equipment and became interested in the art of woodturning in the mid-70s after several years in furniture design and manufacture.

A founding member of the American Association of Woodturners, Nick served six years on the board of directors, including one as vice president.

In addition to creating one-of-a-kind pieces and his staple gift items, Nick teaches and lectures on various woodturning topics, has written articles for several woodworking magazines, and produced two woodturning videos.

The primary materials that he now uses are maple, cocobolo, and tagua nuts. He employs a variety of woods, both domestic and exotic for his one-of-a-kind pieces. Nick's work is marketed in gift shops and galleries from coast to coast and is included in numerous corporate and private collections.

From Nick's web site: "My father always told others that "Nick started working with wood when he could see over the top of the table saw." It wasn't until I was in high school that I discovered the lathe. It allows much more freedom and spontaneity in the process of shaping wood than any other hand or power tool. I have always had a great love for wood. Combine its inherent beauty, texture, color, warmth and workability and you have what I consider the perfect material. Each piece of wood is unique and different from the next. The variety is endless. I find the art and craft of woodturning to be both challenging and rewarding. It is very exciting to take a tree trunk, burl or even a small block of wood, attach it to the lathe and shape it into a beautiful work of art. Woodturning is the most spontaneous method of creating an object of wood. It is also "The most fun you can have with a piece of wood!" In creating my turned objects, I try to allow the form to evolve around grain, color, and texture of the wood and utilize it to the fullest. The finished object can be a one of a kind work of art or one of thousands of my signature wine stoppers. It is all truly a labor of love."



Frank Pagura, Early Bird Caught the Worm (or Caliper)

As announced last month a drawing was held on May 20th from those who had registered for TurnOn! Chicago 2014 by the 20th. Frank Pagura was the lucky winner. Congratulations Frank and thank you and everyone who has registered for this premier event.



Demonstrators Needed

Don McCluskey

The club needs you to show us your skill(s). Sign up to be a club demonstrator. Get a chance to show us a different aspect of the art of woodturning. We can use spindle turners, bowl turners, vase turners, segmented open and close, pen turners, ornamental turners, piercing, dying, coloring and carving. As a member and demonstrator you are an important part of the club and a vital to our meetings.

If interested contact Don McCloskey mccloskey@ameritech.net.

Dan Burleson To Exhibit at Milwaukee Arts Festival

Don McCluskey

Dan Burleson, well known for his “basket illusion” turnings will be exhibiting at the Milwaukee Arts Festival, June 20-22. In addition at least 15 wood artists will have exhibits and booths at this years festival.

The Festival is a multiple day celebration of the fine arts in Milwaukee and the entire state of Wisconsin.

Might make a nice summer day trip when you need a break from turning.



May Minutes**Marie Anderson***(Continued from page 3)*

considering not continuing this page of the website. The website is focusing more on educational items and links so that it can be more of an educational resource for our members.

Al mentioned that through the month of May Don Felch has organized a display of CWT member's work at the Arlington Heights Library. There have been many good comments already received from the staff at the library. Jerry Kuffel stated that he has just received a notice that the Schaumburg Public Library is looking for artists to display in their cases. Marie offered to follow up on this opportunity.

Andy Kuby gave an update on Turn on! Chicago 2014 There is still plenty of spaces open, however the housing will be filling up quickly so get signed up as soon as possible. The TOC website is up at this time and bios of the demonstrators are up and ready for you to view. The demonstrator line up has been increased by Carole Floate, John Jordan and Rob Wallace which adds to the already stellar line up. Bios are available on the Turn On! Chicago 2014 website. TOC will be held August 15-17th, 2014. There is a drawing for a very nice caliper if you are signed up by 5/20/14. The auction is shaping up well and there will be some wonderful turnings, wood and possibly even some tools. It's the best deal you can get for your woodturning education. Don't miss out on this opportunity.

Darrell Rader discussed the mentoring for this weekend. Clint's shop will be open this weekend for mentoring however Darrell and Marie's shops will not be open.

The CWT Educational Committee decided that in order to better serve the needs and wants of our membership, it would be a good idea to have the membership complete a questionnaire. Tonight during the meeting, a one page questionnaire was handed out and completed during the meeting. A summary of the results will be presented at next month's meeting.

Bob Barbieri gave the tip of the month talking about finishing. Bob discussed the different types of finishes from wipe on (oil, wax and CA) to spray on (lacquer, shellac and polyurethane) sometimes a mixture is used. One handy use for finish is to help stiffen up torn out end grain so that it can be cut instead of torn off the bowl. Bob also discussed the merits of Renaissance Wax – no finger prints, never yellows. Thanks for the tip/information Bob!

Roger Basrak gave an update on membership. We have 68 members in attendance tonight. The official count as of tonight is 148 members. We had one visitor Ruth Harris (Marie's mom). Roger also mentioned that we were short a couple of tables this evening. He suggested that the membership should approve funding for 2 more 6' tables for use at CLA (or wherever we are doing demonstrations). A quick vote was taken and the membership unanimously approved the purchase.

Mary Olsen was Chuck Svazas' able assistant this evening with the raffle.


Darrell Rader handled the Gallery Review. The demonstration was given by Lars Stole. Meeting adjourned by 9:45.

Respectfully submitted,

Marie Anderson

Somebody's Bowl is Always Empty

Paul Shotola



Well fed? Me too. Someone is not, though, and you can help. The Chicago Woodturners have once again been asked to donate turned items for the silent auction at the “Empty Bowls” event at Oakton Community College. Held Saturday, December 6, 2014 at 10:30am – 2:00pm, this is a charity event that raises money by selling ceramic bowls created by the OCC ceramic studio for a \$12 donation per bowl AND a silent auction of various handcrafted bowls and items generously donated by professional potters, local schools, CWT and others in the community. There will be musical entertainment and for your small donation, a simple meal of soup and bread will be served as a reminder of those in need worldwide. All monies donated will go directly to help support the Chicagoland Food Depository which distributes to local food pantries. A national organization does not take a percentage. Every penny is used by local food banks.

With the economy the way it is, food pantries have been hit hard. The Chicago Woodturners have always been very generous with donations to this cause. We are asking you to bring in any turned item – Bowl, Box, Jewelry, Candle Sticks, Hollow Vessel, Goblet, Pen/Pencil, any nicely finished piece to “Give Back” to the community. Let this be your excuse to get to the lathe and TURN SOMETHING! Come on, you know you’ve got some roughed out bowls that NEED to be finished! You know you were just waiting for an excuse to turn...well here it is!

2014 Meeting Agenda

Month	Gallery Review	Demonstration
January	Marie Anderson	Ken Staggs— Basic Bowl Review
February	Paul Pyrcik	Dick Sing - Turning Eggs
March	Andy Kuby	Jason Swanson - Segmented Pepper Mills
April	TBD	Roger Basrak - Turning a natural edge outside burl bowl
May	Darrell Rader	Lars Stoles - Hollowing
June	Marie Anderson	Don Hamm - Ornaments

May Meeting Snaps



Meeting In Progress



Pre-Demo Mentoring Session

Chicago Woodturners Board of Directors and Committee Chairs 2014

President	Alan Miotke	847-297-4877	alan.miotke@chamberlain.com	920 Sumac Land	Mount Prospect, IL 60066
Vice President	Don McCloskey	847-420-6978	mccloskey@ameritech.net	2028 Gilboa Ave.	Zion, IL 60099
Secretary	Marie Anderson	630-773-9182	danmar12@yahoo.com	5N181 Central	Itasca, IL 60143
Treasurer	Matthew Schmitz	847-439-6023	angelhaus@comcast.net	406 E. Noyes	Arlington Hts , IL 60005
Past President	Scott Barrett	847-256-9121	dr@bdental.net	46 Bridlewood Lane	Northbrook, IL 60062
Newsletter Editor	Terry McCammon	630-697-4900	terry_mccammon@ameritech.net	1715 Highland Ave	Wilmette, IL 60091
Membership	Julie Basrak	847-358-2708	cwtjulie@hotmail.com	563 West Ruhl Road	Palatine, IL 60074
Librarian	Robert Schultz	815-245-7495	grislakera@att.net	2819 South River road	McHenry, IL 60051
WebMaster	Scott Barrett	847-256-9121	dr@bdental.net	46 Brindlewood Lane	Northbrook, IL 60062
Raffle	Chuck Svazas	708-482-3866	csvazas@sbcglobal.net	707 Bransdale Rd	LaGrange Park, IL 60526
Tools & Equipment	Don McCloskey	847-420-6978	mccloskey@ameritech.net	2028 Gilboa Ave.	Zion, IL 60099
Set-up / Clean-up	Duane Painter	224-643-7696	duane.painter@comcast.net	25680 Lehmann blvd	Lake Villa, IL 60046
Audio & Video Co-Chair	Jerry Kuffel	847-895-1614	kuff@sbcglobal.net	532 Berkshire Ct.	Schaumburg, IL 60193
Audio & Video Co-Chair	Dawn Herndon-Charles	630-588-8431	dcharlesster@gmail.com	1545 Wiesbrook Road	Wheaton, IL 60189
Educational Committee	Darrell Rader	815-648-2197	d.rader@woodfineart.com	10703 Allendale Rd.,	Woodstock, IL 60098
Demonstrations	Rich Nye	630-406-1855	nyewoodturning@earthlink.net	40W257 Seavey Road	Batavia, IL 60510

Member's Gallery

May Gallery



Bill Robb - Various



Darrell Rader - Various



Clint Stevens - Sand Blast Ash



Darrell Rader - Basswood,

Member's Gallery

May Gallery



Francisco Baurer - Maple



Dawn Herndon-Charles - Cherry



Francisco Baurer - Elm



Francisco Baurer - Apple




Francisco Baurer - Various

Member's Gallery

May Gallery



Mark Johansen - Walnut/Cork



Mark Johansen - Teak/Juniper



Joe O'Malley - Spalted Maple



Ken Staggs - Various

Member's Gallery

May Gallery



Andy Kuby - Ash



Richard Dlugo - Walnut/Copper



Richard Dlugo - Maple



Mark McCleary - Maple



Michael Kuehl - Maple Burl

Member's Gallery

May Gallery



Roberto Ferrer - Walnut



Roberto Ferrer



Scott Barrett - Metal



Tom Evaldi - Poplar



Ray Lindley

Member's Gallery

May Gallery

Editor's Choice



Editor's Choice

Marty Knapp

The execution of both the plate with the Mahogany inserts and the cherry vase is simply perfect. I often admire Marty's work. This time was remarkable.

You are welcome to agree or even disagree with my choice. It is a democracy but I am the editor.

For Sale, Trade, or Wanted

Items of interest to woodturners for sale,
wanted, trade or free are welcome.
Non-commercial ads only, please.
Events of interest to woodturners are also welcome
To place an ad, contact Terry McCammon
terry_mccammon@ameritech.net

Events

AAW symposium June 13-15, 2014

See AAW website for details www.woodturner.org

Turn-On Chicago 2014 August 15-17, 2014
Conference Center at the University of Saint Mary of
the Lake, Mundelein, Illinois.

4th Segmenting Symposium, October 16-19, 2014

San Antonio, Texas at the Drury Plaza Hotel



Visit our website

Monthly Meetings
are held on the 2nd
Tuesday of each
month at:

Christian Liberty
Academy
502 W Euclid Ave
Arlington Heights,
IL
7:00-10:00 PM

Please join us
All are welcome.

chicagowoodturners.com

Membership in the
Chicago Woodturners
is available to anyone
wishing to increase
their turning skills
through education,
discussion and
critique. Annual dues
are \$25.00 for a single
membership and
\$35.00 for a family.
Visit our website for
an application or
contact:

Julie Basrak

Membership
Chairman

The Chicago Woodturners is
a chapter of the American
Association of Woodturners
(AAW). Visit their website for
more information.

www.woodturner.org