



July, 2022
Vol. 34, Issue No. 7

Chicago Woodturners Newsletter

A chapter of the American Association of Woodturners

CWT at the 2022 AAW International Symposium

Inside this issue:

President's Curls	3
June Meeting Recap	4
In Memoriam	5
Millefiori Pens	7
Meet the Woodturner	12
Turn-On! Chicago	16
AAW Symposium	12
Directors and Committee Chairs	24
2022 Calendar	25

The Chicago Woodturners and the Windy City Turners made themselves known at this year's AAW Symposium, with demonstrations by Jason Clark, Marie Anderson, Mark Dreyer and John Underhill,

prize winning entries from Jason Clark, Mark Jundanian and Roberto Ferrer and a contingent of over forty attendees from the two clubs, many of whom were

videographers and volunteers to support the demos, registration, setup and take-down and manning the AAW merchandise store.



Mark Jundanian



Roberto Ferrer




Jason Clark

Special points of interest:

- Woodturning for Cheapskates
- Join Chicago Woodturners!
- Andy Cole Seminar
- Segmenting Symposium
- Safety Report



Dawn Herdon-Charles, Marie Anderson and Brenda Miotke



Phil Moy



Chicago Woodturners Newsletter

Editor's Corner | *Phil Moy*

Phil Moy

My first AAW International Woodturning Symposium!

Not only that, but also had the good fortune to hitch a ride with Jason Clark from Chicago to Chattanooga.

There are a lot of things you can learn from Jason in twenty hours on the road, and it was great to have insight to all the things and people that one must see, meet and do as a first time symposium attendee. AAW even did a "First Time Attendee" session which brought a few hundred people together to network with.

Two full days and two half days is information overload. I got to sit in on demonstrations from Eric Lofstrom and Barbara Dill on multi-axis turning, Mike Mahoney on hollow forms with threaded lids, Stuart Batty on natural edge bowls, Kip Christensen on Clean Cutting, Hans Weisflog on Oval Boxes and Jason Clark on Saturn Bowls. Being to see and interact with these turning heavyweights was not only an honor, but

watching them for 90 minutes provided many small insights in approach, attitude, history, techniques and theory that is not in the handbook.

Hearing Germany's Hans Weisflog philosophy, approach and methodology was worth the trip by itself.

I was also able to run around the Trade Show getting vendors to commit to writing guest editorials and product introductions. Easy Wood Tools, Carter and Son Toolworks, Carter Products, First Wave 3D Corp, Rotur, The Walnut Log, The Wood Turning Tool Store, Tim's Tools, and Chefware Kits were all supportive vendors.

Also met up with many of the folks coming to Turn-On! Chicago like Keith Lackner, John Jordan and Rob Wallace I promised Dave and Paul Carter of Carter and Son Toolworks that I would do a review of Mike Mahoney's patented thread chasing tool sometime in the fall.

The other impressive room had the Professional Outreach Program (POP) entries, the huge Instant Gallery and Annual Member exhibition. There were pieces that were awesome, inspiring and beautiful.

And there was more, meeting turners at breakfast, lunch, during coffee breaks and in between sessions. I met turners from Florida, Chattanooga, Utah, Colorado, St. Louis, Arizona, Maryland and finding out they are truly nice people!

Thanks to Adam Didech who is contributing a new series: Cutting Corners—Woodturning for Cheapskates

Phil



Letters to the Editor

Comments or ideas? *Send them to the Editor!*



phil@windycitywoodturnings.com

As the Wood Turns is a monthly publication of the Chicago Woodturners, a Chapter of the American Association of Woodturners.

<p>President, Andy Kuby Vice President, Rich Hall-Reppen Treasurer, Mike Canfield Secretary, Frank Pagura Newsletter Editor, Phil Moy</p>	<p>Contributing Editors: Clint Stevens, Adam Didech Email: phil@windycityturnings.com Website: chicagowoodturners.com</p>
---	---



Est. 1988

President's Curls | *Andy Kuby*

July 2022

We are now officially into Summer, heat is rising, days are long and the weeds in my yard have taken over completely.

I just returned from AAW in Chattanooga but most of you know that since you were there. Combined, Windy City and the Chicago Woodturners took three tables at the banquet, and that was only half the members that attended. We were well represented in the demonstrator and panelist ranks: Mark Dreyer, Jason Clark and Roberto Ferrer.

We took Best Chapter Newsletter honors, congratulations Phil, and Mark Jundanian won an award for excellence. All in all, a good weekend, I'm sure Phil will have more to add.



AAW Videographer Andy with Barbara Dill

We were very sorry to hear of Roger Basrak's unexpected passing. Roger was a great champion of the club and always made sure we took advantage of every opportunity to introduce turning to a younger audience. With Julie, he was an integral part of Turn-On! Chicago, both in planning and execution. But most of all he was a friend, a calming influence, ever present volunteer and a damn good turner. He will be missed, our condolences to Julie. During the last month we also lost Vi, Binh Pho's wife, our condolences to their children.

Thanks to all who attended our June Zoom meeting. We were hoping to be able to have in-person meetings this summer, now that Covid seems to be winding down. However, Christian Liberty informed us that they will be using our meeting room through August for Curriculum Development which means we'll have to meet virtually again in July. I'm open to suggestions for the August meeting locale. Should we have a picnic somewhere? Or a barbeque?

Turn-On! Chicago, July 28-31, 2022. Register now. You don't want to miss our signature event in the new venue. Our lineup of demonstrators is one of the best ever and the Crown Plaza Northbrook is a giant step up in quality and comfort. We are running with the big dogs now!

Andy

CWT MEETING

Tuesday, July 12, 2022

<https://us02web.zoom.us/j/88216089374>

Meeting ID: 882
1608 9374



The July meeting will be by Zoom since it's confirmed that we won't have access to the Christian Liberty room.

July's demonstration will be the a panel discussing their "Favorite Finishes"

Roy Lindley: Lacquer finish
Mark Jundanian: Osmo
John Dillon: Tried and True
Dave Dooley: WATCO
Dawn Herdon-Charles: Dawn's Secret Finish

See you Tuesday night!

June Meeting Minutes | *Frank Pagura*



June 14, 2022

We are back to a Zoom virtual meeting this evening. Christian Liberty Academy contacted the Board with news that our regular meeting room will not be available this summer, though plans to offer alternative space. Andy Kuby indicated that we would meet via zoom tonight and in July, this will give time to assess what will be made available.

AAW news The national Symposium is getting close, CWT will be well represented. Attending members are looking forward to in person meeting

TOC news Al Miotke reported that TOC preparations are continuing, most of the major items are taken care of, still a few volunteer spots to be filled and final checking of audio and visual equipment which will take place on Thursday 16 at 1:00 pm at the School of Woodworking. A final committee meeting is scheduled for June 29, 2022

Beads of Courage Andy requested beads of courage boxes for the next delivery.

Pens for Troops. Dave Warren reported that 100 pen blanks are ready for the TOC pen turning event. Expectation is high that since the long hiatus this will be a well-attended so make plans to be there.

Membership news 43 members are in attendance tonight, one new member was welcomed.

Safety presentation. The Danger of Fractal Imaging, was tonight's subject Recent deaths by electrocution attributed to Fractal Imaging brought this practice, again to the attention of the woodturning community. Frank indicated that the combination of rigged up equipment and unsound procedures make a lethal combination.

Read details in the safety report in the June Newsletter (below).

Tonight, Gallery review is by Brenda Miotke Our demonstrators are Rich and Deb Hall-Reppen. Their subject is Millefiori Pens. Working with clay blanks.

Dutifully submitted by

Frank Pagura, Secretary



Instant Gallery | *Brenda Miotke*

The sudden change in venue made the Instant Gallery a slideshow, but didn't diminish the quality of the pieces at all! Now that Brenda has experienced the thrill of analyzing submissions, she is undoubtedly chomping at the bit to do the next one too!

Safety Report | *Frank Pagura*

On April 6, 2022 firefighters responded to a call at a residence fire in Marathon County, Wisconsin. The firefighters found two people dead at the site. The Marathon County Sheriff determined the deaths as suspicious and started an investigation.

Following a weeklong investigation by the local authorities and the Wisconsin State Crime Lab, disturbing facts came to light. During the press conference, Chief Deputy Chad Billeb said that the couple had died by electrocution.

They were creating fractal patterns on wood with high voltage current (also known as Lichtenberg method) and they were using a

home-made unit from a disassembled microwave oven. The couple were 52 and 44 years old respectively.

The AAW reports that 33 people have died as a result of fractal burning. The AAW board of directors established a policy prohibiting this practice across all areas under AAW control. The AAW has decided to disallow chapters that promote, demonstrate, or allow the use of fractal burning to be eligible to obtain, or renew, insurance policies through AAW.

In conclusion, unless your name is Nikola Tesla it would be helpful if you refrained from this practice.

CWT safety officer, Frank Pagura



Lichtenberg Woodburning

In Memoriam | *Bob Jungman*

To the Chicago Woodturners,

It is with a very heavy heart that I write this news item about our dear friend and fellow woodturner Roger Basrak. Roger has passed away June 22, 2022, after having a Pulmonary Edema on June 5th.

Many of you know Roger and his wife Julie as the 1st people you would see right inside the door of our meeting area as they were the membership chairpersons for many years. They did an excellent job and knew every person in the membership because most of them joined while they were doing the enrollment in the club.

In about 1998 I joined Chicago Woodturners and asked Roger if he was interested in coming to a meeting to see what they had to offer---and the rest is a great example of a dedicated husband and wife to further the cause of enjoying woodturning.

Roger took charge of the Pen Turning outreach program at Highland Park high school, Palatine high school and most recently Stevenson high school as well as the Boy Scouts program where he worked with Rich Hall-Reppen at the Sandwich fair grounds.

Roger worked turning outreach programs into the Chicago Woodturners schedule every chance he got until COVID changed everything.

Roger believed in spreading the skills of learning about woodturning as an enjoyable activity to do as a hobby or as a potential vocational skill.

Roger and Julie were also an integral part of the Education committee from the inception of that group (developed by Darrell Rader several years ago). This group met every 6-8 weeks depending on what activities were being planned. It was the goal of this group to develop activities to increase the awareness of woodturning to the public by any means that were available.

These means involved the school outreach programs, demonstrations of woodturning at the SOFA exhibits at Navy Pier, demonstrating woodturning pens at regional woodworking shows in the

Chicago and Milwaukee areas as well as reaching out to the local Boy Scout programs.

Roger was also an important part of Turn-On! Chicago, doing much of the original organization and training needed for the video presentation of the demonstrations.

What you may or may not know about Roger is that Roger had been a full-time auto mechanics teacher at Palatine High school since 1971 when he joined the staff after 2 years at Niles West high school.

Roger retired from teaching at Palatine in 2006 after 35 years of his dedication to giving kids the best experience they could possibly have in an auto mechanics educational facility.

Roger's shop was not the typical auto shop---his shop was the cleanest place in the building. Several of his fellow teachers commented upon learning that he had passed that he was so very dedicated to giving the students his best and how clean his shop ALWAYS was that you could "eat off the floor" anywhere in his shop.

Roger had earned an ASE Master mechanics certification many years ago and kept his skill up as he took all the upgrade tests and renewed his certificates every time he was supposed to. This certificate is one that requires many hours of training and skill development that many auto repair facilities do NOT have.

His master technician skills were spread to his students as he also did all of the background work for the students to qualify for the NATEF (National Auto Technical Education Foundation) certification---another major accomplishment that many on the job technicians do NOT have.

His students who took these tests and passed were automatically given a higher level of skill job title that also qualifies them for higher salary levels.

He was the auto mechanics program curriculum leader for all 5 of the 211 high schools as well as being a resource person for many high schools and local junior colleges with auto mechanics programs.

Every Spring he usually had students enter the "Trouble Shooting Contest" which had been sponsored by Chrysler and then Ford and most recently NATEF. Students took a written test first and then a "hands on test" locally for the state and the final test was held with all 50



state teams in various well known sites. Washington, D.C., Orlando, Florida and Indianapolis were among the sites which changed every year.

At least 8 times his kids won the state contest and went to the National contest. The students won 5th in the nation was the highest score in the late 90's or early 2000's

He will be missed by many and his legacy lives on in the many lives he touched as a football coach earlier in his teaching career, a lifelong auto mechanics teacher and as a person who gave his woodworking experiences to introduce people to the skills of woodturning.

Bob Jungman

In Memoriam | Roger Basrak



Artsapoložka, 2018



Roger at Odyssey



Teaching pen turning



Roger at Focus

Roger, a man who always seemed to lend a helping hand when needed and was a man who was personable. He was a man of tall stature but never looked down on anyone.

Dick Sing

Just a day before learning of Roger’s passing, fellow Chicago Woodturner, Mark McCleary, and I had chatted about a few club friends who we especially missed seeing during the pandemic. Roger Basrak was at the top of our list.

Although Roger and I were not actually close personal friends, he was the kind of guy who made me, and everyone else he met, feel respected, appreciated, and important.

From his seemingly constant presence at club meetings and events, many of us benefitted from Roger’s special qualities as an experienced teacher/instructor who always seemed prepared and eager to extend a helping hand. His booming, confident voice commanded our attention as he shared important information and rallied members to actively participate in club-sponsored activities.

For years, he (almost always with the love of his life, Julie, by his side) provided a warm, welcoming smile and kind greeting at our meeting check-in table.

Roger was among a rare breed of servant leaders who could always be counted on to step up, step in, and assist wherever and whenever needed. He filled a key role in the leadership fabric of the Chicago Woodturners. The club has been greatly enhanced by his presence, his passion, his encouragement, and his wise counsel. Roger never sought personal recognition for his countless contributions.

On behalf of myself and so many others, Thank You Roger ... and Rest In Peace. You will be dearly missed and always remain at the very top of our list of those who made a real difference in our lives.

Heartfelt prayers and condolences to Julie and to the entire Basrak Family.

Paul Pyrcik

I would like to say Thank you for all the help you gave me, and it great working with you on Focus. You will be missed by the students and myself.

Dr. Arnold Footle

I have had the pleasure of knowing Roger since I joined the club in 2006. I remember him as one of the guys always active in helping the club organize events and working with other club members, so it was easy to get to know him.

He was especially fond of all the pen turning events we did at local high schools or boy scout events and took the lead in most of them. Working with kids was one of his passions.

Then for many years Roger and Julie were seen greeting members as they walked in at meetings as our membership chairpersons.

Thanks so much to Roger for everything he has done for the club and the community. He will be missed both personally and as a club member.


Al Miotke




Roger doing critiques

Making a Millefiori Pen | *Rich and Deb Hall-Reppen*

Deb is conditioning the clay from Sculpey with a pasta machine. See the notes for the setting on the pasta machine and how many times she runs the clay through the pasta machine. You can also buy a motor for the pasta machine so you don't have to use the crank. Then place the clay on the glass / plastic sheet and use the form that corresponds with the width of the pen tube to cut the width of the clay.



Place the pen tube on the clay and cut to length. Then roll clay onto the tube.



Cut the canes for your design and then apply by pushing onto the clay on the tube.

Once all of your cane pieces are on the tube, roll to make everything level, place on a pen mandrel so that none of the clay sticks to the bottom of the pan and then bake in the toaster or kitchen oven at 275 degrees for 20 to 30 minutes.



Carefully, take the pen blank out of the toaster oven, dunk in cold tap water for 10-15 minutes, dry and then place on the lathe. Turn using sand paper while wearing a mask,

We have found turning tools end up taking out chunks of the millefiori design.

Finish with your favorite pen finish (we use Glue-Boost Fill, thin and then micro mesh sand up to 15,000 grit and apply Nova 2 scratch remover).

Put the pen together and use!

Making a Millefiori Pen | *Rich and Deb Hall-Reppen*



Tools Used:

- Tempered Glass Cutting Board (PSI)
- Poly Clay Pen Tube Size Cutter (PSI)
- Polymer Slicing Jig (PSI)
- Kemper Tissue slicing blade (Exotic Blanks, Amazon)
- Acrylic Roller (1" Diameter Acrylic solid pipe about 6" in length) (Dick Blick's)
- Toaster Oven (make sure your mandrel fits inside) with temperature control
- Oven thermometer (Poly Clay bakes at 275 degrees) (PSI)
- Sand Paper from 220 up to 600 and then micromesh
- Finishing materials (CA Glue, Friction Finish, Favorite Finish)
- Pasta Machine (Amazon)
- Rolling Pin not wood (Thrift shop)

Polymer Clay

- Staedtler Fimo Purple Soft Polymer Clay (Jo-Ann, Blicks)
- Red, White, Blue, Black, Pink, Olive Green Polymer Clay (PSI, Jo-Ann, Blicks)

Canes from Toninz, Etsy

- 3/4" x 2" Hummingbird, Mermaid Teal & Purple Flower
- 1/2" x 2" Feather Flower, Shaded Green leaf, Black & Red Flower, Red Rose, Turquoise, Yellow & Pink Hibiscus Flower, Yellow sunflower, Teal & White Shellflower, Flamingo, Teal & Purple Butterfly
- Also, sells cane tutorials & rollers for pen making

Canes from PSI

- 5/8" x 3" Pink Periwinkle, Daisy Bouquet, Sunflower, Mixed Bouquet, Celtic Knot Square, Clover, Kiwi, Grapefruit except Celtic Know Square is 3/4" x 3"

Canes from Amazon

- 3/8" x 3" Flowers, Christmas
- 1/2" x 3" Daisies

Helpful Links – YouTube

- Polymer Clay Pen Making – How to Make a Clay Pen – PSI
- How to Make a Polyclay Pen (Full Tutorial) Jim Vargas – The Woodworking Illustrator
- Making: Toni Ransfield Polymer Clay Pens TLF Work
- Conditioning Polymer Clay Quickly – some tips Fiona Abel-Smith Poly Originals
- Using Unbaked Polymer Canes on-line – some tips Fiona Abel-Smith Poly Originals
- Glass-like Polymer Clay Pen Finish – CA GluBoost – no lathe – Motley Woods

Woodturning for Cheapskates | Adam Didech



Adam Didech

WEN 3421 Mini Lathe Review

3.2 Amp/110V 8" x 12"

\$158.97

As a new member of Chicago Woodturners, I want to briefly introduce myself. I'm a beginner turner with about 6 months experience, and I can pinch a penny tighter than any clamp I own. They're cheap clamps though, so that might not be saying much. The start-up expenses can be high for new turners, so I thought it might be helpful to offer some thoughts from the lower end of the market.



My starter lathe is a Wen 3421 8" x 12" Benchtop Mini. It's definitely light at around 45lbs, but the castings and construction seem decent enough. The 1" x 8tpi spindle accepts most common accessories, but the MT1 size is a limiting factor. The included drive and live centers seem to be perfectly functional, and the included faceplate is small but solid. Most usefully for a beginner, the motor speed is electronically controlled so it's easy to change

speeds over the course of a project without having to adjust any belts.

As with any budget machine, there are some tradeoffs. The 8" max swing is unreachable because of the motor's low horsepower and high minimum speed. Since the lathe can't get below 750rpm, the functional limit on bowl size is 4-5 inches depending on the depth and material. That high minimum speed has also made boring difficult, as most Forstner bits over an inch or so don't cut well at speeds that high. I'm sure my cheap Forstners are part of the problem there.

Besides the motor limitations, the biggest flaw I've found is the metal quality in some of the accessories. The knockout bar doubles as a spindle stop, but doesn't have the rigidity to handle the force of tightening a faceplate or chuck. After it bent a few times I replaced it with an old drill bit shank. I also had a relatively scary tool rest failure early on before I adjusted my expectations of what size pieces the lathe could handle. Wen's Illinois-based customer service folks were very easy to work with on a replacement, and I haven't had that problem more than once.



Editor's note: Next year Adam can go to the AAW Symposium and buy or even win a Powermatic 3520C. Retail: \$5,699 at Rockler, ask about the CWT discount!



Overall, I think it's a good option for folks who can't or don't want to spend more than \$200 on a first lathe. Despite my toolrest mishap, I do think it's safe for younger beginners, as the low horsepower means the motor isn't going to try and force a piece through a catch. The EVS is simple and intuitive, and the light frame makes it portable for those who don't have a dedicated shop space.

It's definitely better for spindle work than bowls or hollow forms, especially smaller spindle pieces like pens, kitchen implements and tool handles. It's under-built for professional use, but it's a great budget option for anyone who's financially limited, curious about starting turning, or just plain old tightfisted.

Meet the Woodturner | *Al Miotke*



Al Miotke

Al has been turning since 2005. He has been a woodworker for 30 years and was looking for a new challenge. He had an old Craftsman lathe that he got from his Dad and it was not being used so he decided to try turning a bowl using scrapers and he was hooked.

Al spends most of his time in the shop working on segmenting pieces, which is his passion. He credits Malcom Tibbets with bringing segmenting to the forefront of what he likes to turn. Because of his woodworking background, he finds he enjoys the process of making segmenting pieces.

Al continues to learn and perfect the carving and painting which accents most of his turnings –Al credits that to Jacques Vesary who’s detailed carving and painting has been such an inspiration.

Al has attended every Turn On Chicago and Segmenting symposiums since 2008, every AAW Symposium since 2008 and several other regional symposiums. Every symposium is an excellent way to learn new skills and meet turners from around the country and the world.

Al’s shop is located in the basement of his home. It started out 30 years ago as a small 250 sq. ft. area that was very cramped. Now that the kids are gone, he has been able to expand to roughly 600 sq. ft. and if I let him, he would take more!

Seven years ago, Al purchased a Robust American Beauty. It is his dream lathe and he has no complaints about it. All controls are smooth and he has never had any issues with it. The small company support from Robust is excellent.

Al began his working career as an engineer and moved into a variety of management rolls focused on product development. Working for companies like Omron, Life Fitness and Chamberlain.

He took early retirement when he turned 60 and worked part-time for 2 more years before calling it quits to become a full time woodturner – he considers that the best career decision of his life!

Al and I enjoy travelling to different places and really look forward to getting back to doing that again.

It was fun to interview my “Meet The Turner”.

Brenda Miotke



Classic Miotke, circa 2016



Hands on Classes with Andy Cole | August 1-3, 2022

Andy Cole will be doing demonstrations at Turn On! Chicago and following that he will have three days of hands on classes.

He will be teaching his method of coring with various systems. That's August 1 through August 3 at the Chicago School of Woodworking.

CWT Members – the cost is \$150 per day or \$400 for all three days. There is one slot still available as of June 14. If you are interested, please let Brenda Miotke know. bkmiotke@comcast.net




Payment can be made anytime, including on the day of classes.



Andy lives in sunny Oahu, HI and has been a professional turner, teacher and demonstrator for over 20 years. He is a very entertaining and dynamic speaker who specializes in rustic forms with natural edges made from reclaimed wood from his island.

He also makes natural edged nested sets. Andy just finished a 3 year term on the AAW board of directors. We welcome Andy to the mainland. During the symposium Andy will do 6 rotations including the following topics:

- Natural edge bowl with flair
- Hawaiian calabash style bowl
- Natural edge nested set
- Turned egg, sunny side up on a plate



The Chicago School of Woodworking was established in 2007 to train students in the art of furniture making. Since then, our program has expanded to include the arts of turning, scroll saw, marquetry, Chip Carving, speaker making and cabinet making.

We are committed to providing students the knowledge and skills to create functional and beautiful furniture that can be enjoyed for generations.

We have chosen machinery and tools that are safe, up-to-date, and well maintained, so students can focus on learning and enjoy the varied aspects of building a quality piece of furniture or crafting wood art.

Find out more about our offerings and class schedules on our website!

CHICAGO SCHOOL OF WOODWORKING

EDUCATING THE QUALITY MINDED HOBBYIST IN THE ART OF WOODWORKING

5680 N. Northwest Hwy, Chicago, IL 60646 | Phone: 773.275.1170

chicagowoodworking.com



AAW Annual International Woodturning Symposium

Chattanooga, Tennessee
June 23 - 26, 2022



The Hall of Vendors



Mark Jundanian (above) Jason Clark (below)





Row 1: Stuart Batty presenting, Barbara Dill wins auction for the bowl from Battle of the Bowls
Row 2: Mike Mahoney presenting, Owen, a Junior from Florida proudly shows off his first turnings
Row 3: Packed Demo rooms, Eric Lofstrom presenting
Row 4: Linda Ferber with her collection



Row 1: Chicago Woodturners at the Banquet and Awards Dinner Saturday night

Row 2: Roberto Ferrer is proud of Mark Jundanian's work, but says he has some great stuff too!

Row 3: Packed demo rooms, Marie Andersen having a good time with someone named Scott

Seen at AAW



I sell only the tools that I use

Visit our website for

- articles
- photos
- links
- tools

John Jordan
WOODTURNING
johnjordanwoodturning.com
615-941-1247



Save the date!

AAW Annual International Woodturning Symposium

Louisville, Kentucky

June 1-4, 2023



AAW is a nonprofit organization dedicated to advancing the art and craft of woodturning worldwide through education.

With more than 16,000 members and over 365 local chapters globally, AAW members include amateurs, hobbyists, professionals, gallery owners, collectors, tool and equipment suppliers, and others.

Join the AAW and have access to the largest portfolio of woodturning-related material in the world!

Hone your knowledge and skills using AAW's online learning portals, exclusive print and digital publications, curated educational videos, high-quality safety resources, and more.

Visit the American Association of Woodturners at woodturner.org



Turn-On! Chicago 2022



This will be our first symposium since 2018 and we have a fantastic line-up of demonstrators that are new to Turn-On! Chicago. Regardless of your skill level or area of interest you will find rotations of interest to you. Need wood, tools or supplies? Our Tradeshow will have a wide variety of products for you. Below is a summary of what this event has to offer.

11 demonstrators doing 49 rotations .

Large classrooms

Tradeshow

Instant Gallery with a People's Choice Award.

Raffle with over \$3,000 in items to win.

Friday evening Pen turning and WIT event.

Spouses making BOC bags.

Saturday evening banquet and auction.

10 Reasons to attend Turn-On! Chicago

- 1) Crowne Plaza, Northbrook is a significant facility improvement from previous symposiums. Larger and more modern classrooms, Improved Audio/Video equipment, and a fully renovated facility.
- 2) 11 excellent demonstrators from Hawaii, to Maine, to St Johns, doing close to 50 rotations on a wide variety of topics for beginners to the most experienced among us.
- 3) An excellent tradeshow where you can purchase that tool, supplies, and wood that you know you need.
- 4) Get inspired with excellent regional woodturnings in the instant Gallery.
- 5) Over \$3000 in raffle items that could be yours.
- 6) Purchase world class artwork during our plated dinner followed by an auction.
- 7) A real bargain at just \$265. Compare that to a few thousand dollars to attend the AAW symposium this summer.
- 8) If you can't attend the entire 3 days, you have the option to attend just 1 or 2 days at a reduced price. Don't miss this unique learning opportunity.
- 9) Support your club, the Chicago Woodturners. TOC enables us to provide many of the benefits to our members and the community.
- 10) It's not just educational, it's fun and a fantastic social event.

Symposium schedule - Demonstrators and times are subject to change.

Day/Time	Room 1 - Floor 1	Room 2 - Floor 1	Room 3 - Floor 1	Room 4 - Floor 2	Room 5 - Floor 2
Thursday 3:00 - 7:00	Registration (Pick Up Packets in Conference Center atrium), Hotel Check-in at 3PM				
3:00 - 6:00	Instant Gallery Check-In (Across from Tradeshow)				
Friday 7:00a - 6:00p	Registration (Pick Up Packets in Conference Center atrium), Hotel Check-in at 3PM				
7:00a - 6:00p	Instant Gallery Check-In (Across from Tradeshow)				
Friday 8:00a - 6:00p	Trade Show, Instant Gallery and Auction item preview open				
1:00 - 4:00	Beads of Courage bag making - Lincoln room - Second Floor				
7:30 - 7:45	Introduction to the symposium and announcements - Lincoln room - Second floor				
Friday 8:00 - 9:30 Rotation 1	Jacques Vesery Concepts in design and form	Beth Ireland Turning Simple Offset Boxes	Clint Stevens Eccentric Turned Box	Keith Lackner Casting Resins	Cynthia Carden Embellish your World - Pyrography 101
Friday 10:00 - 11:30 Rotation 2	Jacques Vesery Texture and Color become Second Nature	Beth Ireland Tricks in Architectural Turning	Andy Cole Natural Edge Bowl with a Flair	Keith Lackner Turning Resin Castings	Cynthia Carden Beyond the Basics
Friday 11:30 - 1:00	Lunch on own. (No outside food is allowed in the hotel common area or conference center)				
Friday 1:00 - 2:30 Rotation 3	Eric Lofstrom Turning a Square Rim Bowl	Marie Anderson Turning Miniatures	Andy Cole Natural Edge Nested Set	Avelino Samuel Spiral Vessels-Layout and turning.	Jacques Vesery Inspiration, Challenge, Evolution
Friday 3:00 - 4:30 Rotation 4	Eric Lofstrom Triple Axis Raindrops	OPEN	Clint Stevens Eccentric Turned Figure	Avelino Samuel Spiral Vessels- Carve,Sand,Texture	Cynthia Carden Inspiration, Embellishment, and Collaboration
Friday 4:30	Dinner on own				
Friday 6:00 - 7:00	Women-in-Turning meeting at 6:00PM in Room 2				
Friday 6:00 - 9:00	Hands-on Pens for Troops in Room 1 - Everyone is welcome to turn a pen and socialize with other turners and spouses.				
Saturday 8:00a - 5:00p	Trade Show, Instant Gallery and Auction item preview open. Auction items will move to the Banquet room at 1PM.				
9:00 - 12:00	Beads of Courage bag making - Lincoln room - Second Floor				
Saturday 8:00 - 9:30 Rotation 5	Eric Lofstrom Skew Skills	Beth Ireland Turning and Carving	Andy Cole Turned Egg - Sunny Side Up	Avelino Samuel Collars, Finials, and Feet	Jacques Vesery Inspiration, Challenge, Evolution
Saturday 10:00 - 11:30 Rotation 6	Eric Lofstrom Triple Axis Raindrops	Beth Ireland Turning with your Mind	Rob Wallace A Closer Look at Tool Techniques	Avelino Samuel Spiral Vessels-Layout and Turning	Marie Anderson Marbling 101
Saturday 11:30 - 1:00	Lunch on own. (No outside food is allowed in the hotel common area or conference center)				
Saturday 12:00-12:40					
Saturday 1:00 - 2:30 Rotation 7	Jacques Vesery Concepts in design and form	Roberto Ferrer Turning and Carving Sculptural Wall Art	Andy Cole Natural Edge Bowl with a Flair	Avelino Samuel Spiral Vessels- Carve,Sand,Texture	Cynthia Carden Embellish your World - Pyrography 101
Saturday 3:00 - 4:30 Rotation 8	Jacques Vesery Texture and Color become Second Nature	Roberto Ferrer Embellishing Turned Wall Sculptures	Andy Cole Hawaiiin Calabash Style Bowl	OPEN	Cynthia Carden Beyond the Basics
Saturday 5:00 - 5:45	Special presentation in Room 4 - "Woodturning with a Purpose in Kenya" by Kelly Bresnahan				
Saturday 6:00 - 9:30	Banquet followed by Auction in Lincoln ballroom -Second Floor				
Sunday 8:00 -12:00	Trade Show and Instant Gallery				
Sunday 8:00 - 9:30 Rotation 9	Eric Lofstrom Turning a Square Rim Bowl	Beth Ireland Turning Simple Offset Boxes	Cole/Vesery Instant Gallery Review	Avelino Samuel Collars, Finials, and Feet	Rob Wallace Chemical Safety for Woodturners
9:30- 10:30	1hr break to finish your shopping in the tradeshow				
Sunday 10:30 - 12:00 Rotation 10	Eric Lofstrom Skew Skills	Beth Ireland Tricks in Architectural Turning	Andy Cole Natural Edge Nested Set	OPEN	Cynthia Carden Inspiration, Embellishment, and Collaboration
Sunday Until 1:00	Pick-Up Pieces in Instant Gallery				
Sun. 1:00	Symposium Closes - Extended hotel checkout deadline is 1PM See you in 2024 - SAFE Travels				

To learn more, visit: turnonchicago.com

Turn-On! Chicago 2022



Marie Anderson

One of CWT's very own, and President of the Windy City Woodturners will be doing 2 rotations on areas of interest to her.

Marie has been known for the fantastic miniatures that she makes with a wide variety of woods. Learn about her techniques and tools in this rotation.



At the Midwest Pen Turning Symposium, her rotation on Marbling on turned objects was such a hit that we decided to bring it to TOC.



A fascinating technique with interesting results. Her rotations are titled

- Turning Miniatures
- Marbling 101



Beth Ireland

Beth currently resides in St Petersburg Florida and had been a professional woodworker and woodturner for over 40 years including a Masters in Fine Arts in Boston. She started her career in cabinet and furniture making but today specializes in architectural and artistic woodturning.




She teaches a 3 month intensive in woodturning at the Center for Furniture craftsmanship in Maine. Beth also has taught classes at many of the major craft schools including Arrowmont, and Anderson Ranch. We are lucky to have her as a demonstrator this summer. Her demonstration topics includes:

- Turning and Carving
- Turning Simple Offset boxes
- Tricks of architectural turning
- Turning with your mind




Cynthia Garden

Cynthia is well known for her intricate pyrography and coloring on a wide variety of turned objects made in collaboration with many well-known turners internationally. During her 6 rotations you will learn all about the tools and techniques she uses to accomplish this spectacular work. Her 6 rotations include:



- Embellish your World-Pyrography 101
- Beyond the Basics
- Inspiration, Embellishment, and Collaboration



Keith Lackner

Keith, an artist from St Louis, MO will be attending the symposium as one of our very talented regional demonstrators.



Keith has developed an expertise in casting large and small vessels that include wood and fascinating swirling color.



Keith has demonstrated in numerous symposiums around the country and he has shared his casting knowledge in his recent book, **Woodturning with Resin**. Keith will do 2 rotations including the following topics:

- 1) Casting Resins
- 2) Turning Resin Castings





Andy Cole

Andy lives in sunny Oahu, HI and has been a professional turner, teacher and demonstrator for over 20 years. He is a very entertaining and dynamic speaker who specializes in rustic forms with natural edges made from reclaimed wood from his island.

He also makes natural edged nested sets. Andy just finished a 3 year term on the AAW board of directors. We welcome Andy to the mainland. During the symposium Andy will do 6 rotations including the following topics:

- Natural edge bowl with flair
- Hawaiian calabash style bowl
- Natural edge nested set
- Turned egg, sunny side up on a plate



Roberto Ferrer

Roberto is one of our members and in recent years has emerged as an artist with national recognition. He has been a long time carver who became a turner to create canvases for this intricate carving and more recently painting to highlight his carving. He has also developed a specialized jig that allows him to create his unique circular forms. His work has been highlighted on the cover of the AAW journal and last year was recognized by the AAW as an emerging artist. His rotations will include:

- 1) Turning and carving sculptural wall art
- 2) Embellishing turned wall sculptures



Register Today!

Registration is simple.

Go to www.turnonchicago.com and select the registration page.

- 1) Register and select the Pay by Check option. Mail your check to the address provided or bring your payment to the June meeting.
- 2) Register and select to pay by credit card using PayPal.
- 3) If you plan to stay at the hotel, do so thru the above website to get the reduced symposium room rate.

Don't miss this fantastic opportunity to learn from the best and to mingle with other dedicated woodturners!

Don't wait any longer. REGISTER TODAY!

It helps the organizing committee to properly plan for this event.

Volunteers needed!

TOC needs dozens of volunteers to make this world class regional symposium a success. Your help is needed. The more volunteers we get, the easier it is for everyone. To volunteer go to the link below. With just 3 minutes of your time and you are signed up.

<https://forms.gle/t7pA344iMu4ipUjk8>

Turn-On! Chicago 2022



Eric Lofstrom

Eric will visit the symposium from his home in California. He is known for a variety of unique styles as shown in the attached photos. Eric is an excellent teacher and has demonstrated at the AAW national symposium and many regional symposiums. His focus will be on proper use of the lathe, tool control to achieve sharp clean lines and posture to minimize fatigue. His turning will then be embellished with a variety of interesting techniques.



As an artist, Eric strives to create clean-lined forms with minimal distraction using grain, color, and texture. Currently, his work represents curiosities relating to water, energy, and the human spirit. His rotations will include:

- Triple axis raindrops
- Turning a square rim bowl
- Skew skills



Avelino Samuel

Avelino will be visiting us all the way from St. Johns.

If you have ever attended the American Craft Exhibition in Chicago or one of the many juried art shows around the country, you might have seen his incredible hollow forms with intricately carved spirals.

During his rotations, he will be showing the techniques he uses to achieve his signature look.

His six rotations are titled:

- 1) Spiral Vessels – Layout and Turning
- 2) Spiral Vessels – Carve, Sand, Texture
- 3) Collars, Finials, Feet



Vendors Coming to TOC

I sell only the tools that I use

Visit our website for

- articles
- photos
- links
- tools

John Jordan

WOODTURNING

johnjordanwoodturning.com
615-941-1247

WoodTurners Wonders®

ENHANCING THE WOOD TURNERS EXPERIENCE

CBN Wheels	Hand & Power Tools	Sandpaper
Lathe Accessories	Lamps	Adhesives
Kodiak Sharpening Systems	Sanding Supplies	Respirators
Adhesives	Sharpening	Videos

woodturnerswonders.com



Clint Stevens

Another one of Chicago's very own.

Clint is a long-time member of the club who teaches at the Chicago School of Woodworking and has developed a special interest in Eccentric turning.

His interest even took him to France where he learned from the master, Jean Francious Escoulen.

Don't miss his rotations:


- 1) Eccentric Turned Box
- 2) Eccentric Turned Figure



Jacques Vesery

Jacques is an artist and sculptor from Maine who strives to create an illusion of reality with his unique organic forms. Jacques has lectured on design and his sculpting concepts extensively both internationally as well as in the U.S. You can see his work in over 30 publications, numerous museums, and private collections. During the symposium Jacques will do six rotations including the following topics:

- Concepts in Design and Form
- Texture for Color Becomes Second Nature
- Inspiration, Challenge and Evolution
- Collaboration: Playing Well with Others



To learn more, visit: turnonchicago.com

7th Segmenting Symposium

September 22-25, 2022

Crown Plaza Northbrook Hotel and Convention Center
2875 North Milwaukee Ave, Northbrook, Illinois 60062

Registration is open

Join us for this unique international symposium. Meet and learn from the best in segmented woodturning.



Jerry Bennett



Robin Costelle



Tom Lohman



Jim Rodgers



Curt Theobald



Malcolm Tibbetts



Bob Behnke



Steve Bonny



Martha Collins



Tom Kenyon



Wayne Miller



Al Miotke

Benefits of attendance

5 classrooms with almost 50 rotations

Tradeshow

Instant Gallery

Special Friday evening sessions

Saturday banquet with awards and entertainment

Raffle

Spouse/companion activities

A lot of fun, education, and the opportunity to meet other segmenters

For more information and to register, visit:

www.segmentedwoodturners.org

you can also contact Al Miotke at al@segmentedwoodturners.org

Helping Our Heroes

Christy Caliendo of Easy Wood Tools kicked off VetsTurn at 2022 AAW Woodturning Symposium to raise money for Combat Veterans who suffer from injuries and PTSD to receive a complete woodturning package!

Shirts can be purchased at easywoodtools.com in July! Contact Christy at easywoodtools.com



Last Cut

Some things have to be witnessed in person, and that is true of the AAW Symposium.

When you are in the hallways of the symposium, the barrage of choices, seeing famous turners, the ability to ask lots of questions, to see the chips flying off a lathe, live... there's no lack of excitement and its not the same in Zoom!

Mike Mahoney and Stuart Batty put on a thoroughly entertaining "Battle of the Bowls" With lively banter, we saw two different approaches to producing the same thing, a thin walled, 14" diameter bowl, in less than half and hour

Getting pushback from your boss about taking days off to go to a symposium?



"Battle of the Bowls", Batty (L) vs. Mahoney (R)

In "Free To Focus" author Michael Hyatt proposes that one of the best ways to increase your productivity at work is to take the time to do absolutely nothing for work as a sabbatical.

Tell your Boss that you need a few days off to attend a woodturning

symposium and that you will come back fresher, and full of new ideas! Attend Turn-On! Chicago this month for the full symposium experience!

See you in Northbrook at Turn-On! Chicago!

Phil

Board of Directors & Committee Chairs

President	Andy Kuby	842-922-8201	studio@riverwoodsturner.com
Vice President	Rich Hall-Reppen	630-926-6397	rhallreppen@yahoo.com
Secretary & Safety	Frank Pagura	847-524-0231	fpagura.sr@att.net
Treasurer	Michael Canfield	312-656-4877	mike.canfield@cavcommcorp.com
Past President	Al Miotke	630-379-9369	abmiotke@comcast.net
Newsletter Editor	Phil Moy	630-936-7317	phil@windycityturnings.com
Gallery Reviewers and Meeting Demonstrator Coordinator	Rich Hall-Reppen	630-926-6397	rhallreppen@yahoo.com
Membership	Brenda Miotke	847-682-1176	bkmiotke@comcast.net
	Stan Herman	847-303-0930	stanc21@aol.com
Librarian	Marcia Jundanian	708-352-5974	marcia@jundanian.com
Webmaster	Scott Barrett	847-420-5155	dr@bdental.net
Raffle	Brenda Miotke	847-682-1176	bkmiotke@comcast.net
Tools & Equipment	Don McCloskey	847-420-6978	mccloskey@ameritech.net
Audio—Video chair	Mike Canfield	312-656-4877	mike.canfield@cavcommcorp.com
Pens for Troops	David Warren	224-577-7611	zxen420@gmail.com
Education	Rich Hall-Reppen	630-232-8525	rhallreppen@yahoo.com
Demonstrations & Hands-on Classes	Rich Nye	630-406-1855	ryewoodturning@earthlink.net
Special Events Manager	Marie Anderson	630-222-0277	danmar12@yahoo.com
Outreach Coordinator	Brenda Miotke	847-682-1176	bkmiotke@comcast.net

AAW Chapters in Illinois

Club	Contact	Website
Central Illinois Woodturners	Normal, IL	centralillinoiswoodturners.com
Chicago Woodturners	Arlington Heights, IL	chicagowoodturners.com
Flatland Woodturners	Champaign, IL	flatlandwoodturners.com
Lincoln Land Woodturners	Springfield, IL	llwonline.com
Northern Illinois Woodturners	Rockford, IL	northernillinoiswoodturners.com
Quad Cities Woodturners	Rock Island, IL	qcwoodturners.com
South Suburban Chisellers Illiana Woodturners	South Holland, IL	illianawoodturners.wordpress.com
Windy City Woodturners	Naperville, IL	windycitywoodturners.club



Est. 1988

34 years of craft, technology and tradition

**Join us for our monthly meetings,
all are welcome!**

In person meetings are on the
2nd Tuesday of each month

MEETING LOCATION

Christian Liberty Academy

502 W. Euclid Ave., Arlington Heights, IL. 60004.
6:30 pm Social Hour, 7:00 pm to 10:00 PM

Free parking, enter South Door
on East Side, 2nd floor

2022 Calendar of Events

CWT Meetings

Jan 11**	May 10	Sept 13
Feb 8**	June 14**	Oct 11
March 8**	July 12 **	Nov 8
April 12	Aug 9	

** Via Zoom

Note: Christian Liberty Academy is using our Meeting Room this summer. The July 12 meeting is via Zoom. Look for emails to determine where the August meeting will be held!

Mark your Calendar!

July 29-31	Turn On! Chicago Northbrook, IL
Sept 22-25	7th Segmenting Symposium
Dec 13	CWT Holiday Party



Visit the Chicago Woodturners at
chicagowoodturners.com

It is even more fun when you bring a friend!

Reasons to join Chicago Woodworkers

- Monthly meetings
- Access to club member expertise and mentors
- Classes and hands-on sessions with name turners
- In-person demonstrations, product discounts, raffles
- and generally a good group to hang out with....

Membership Fees

\$30 Individual membership
\$40 Family membership.
\$10 Under age of 25

Yearly membership fees for Chicago Woodturners are due at the beginning of the year. You can join at anytime of the year!

Pay with cash or a checks at the monthly meeting. (Make checks payable to 'Chicago Woodturners')

Application forms are found online! Contact Brenda Miotke for more information.

By email:
bkmiotke@comcast.net

Or by snail mail

Chicago Woodturners
c/o Brenda Miotke
920 North Sumac Lane
Mount Prospect, IL 60056



*Join the movers
and shakers of
woodturning in
Chicago!*