



23 years of Art,
Craft, Technology,
and Tradition.



The Monthly newsletter of the Chicago Woodturners

August 2010

Air Brushing and Piercing 101

Clint Stevens

Binh Pho is a woodturner without equal. He teaches, sits on the AAW Board of Directors, has his turnings in collections around the world, and by the way, is a member of the Chicago Woodturners. During our July 2010 meeting, Binh took our club to school with a remarkable demonstration.

Binh's woodturning creations depend on his mastery of the airbrush and the high speed pneumatic carving tool. Binh's demonstration concentrated on the airbrush. Binh uses an IWATA airbrush with gravity feed (cup in front) operating at about 30 PSI. A fact of life for tools in general and airbrushes in particular is that you get what you pay for. A good stainless steel airbrush runs about \$200.

With an airbrush, what you don't paint is just as important as what you do. Binh exposes selected

areas of his turning while protecting others. This allows great flexibility in controlling the areas that receive paint. He lays out his patterns with an x-acto knife onto an adhesive backed plastic called Frisket. The cut pieces are lifted as desired to expose more and more wood. Blue painters tape is also cut and used to block off desired areas. Frisket is available at most art stores including Hobby Lobby or Michael's, and with a low tack and matte finish it is best for this cut-and-uncover process.



Continued on page 4

**Important AAW
information from the
President—See this
months Curls on Page 2**

In This Issue

March Demo review	1,4
Curls from the President.	2,3
AAW news	5
Meeting Minutes	6,7
TOC announcements	9,10
Member's Gallery	11-15
Calendar of Events	16
For Sale	17

Turn-on-Chicago Auction

August Demonstration



Final preparations are in process for our second symposium, Turn-on-Chicago 2010. One of the many highlights of this years event will be the auction on Saturday evening of donated pieces from local artists as well as suppliers. Proceeds of the event go into the CWT education fund. The 2008 auction was a huge success with many fantastic pieces sold to the lucky bidders (OK, there is no luck involved, just keep raising your bid card.) Based on the contributions received in the recent months, this year's event is destined to be another successful and enjoyable event for everyone. At the August meeting Paul Pycik, the event coordinator, will provide us with an overview of the auction process including a slide presentation with pictures of pieces that will be available. You will get to see professional quality photo's of some fantastic pieces of work so you can start planning your budget early.

Curls from the President's Platter

Phil Brooks



**President
Phil Brooks**

**AAW
members.**

**Learn the
issues before
you form an
opinion.**

**Our New
Location
Friendship
Village is located
2.5 miles south
of I-90 and .4
miles west of
Roselle Road at
350 West
Schaumburg
Road,
Schaumburg, IL**

Following the end of the AAW Symposium in Hartford Connecticut, the AAW Board of Directors held a meeting and voted, 6 to 2, to remove Mary Lacer as Executive Director of AAW. Their hope was that by giving Mary a six months' severance package, in return for her signing a lawyer prepared agreement, she would agree to resign. She was given 21 days to consider this offer and until she made her decision it would be in everyone's best interest to keep the proceedings of the meeting a secret. Unfortunately one of the opposing Board members released his version of how Mary had been unjustly fired, on the AAW Forum, depriving Mary of the opportunity to consider the offer and negotiate a more favorable agreement. We now have a major storm brewing, which both sides digging in and preparing their arguments to defend their positions.

After reviewing the AAW By-Laws, it's clear that the Board had the authority to do what they thought was in the best interest of AAW, the question that remains is, was it? Considering the divisiveness it created within the membership, it could have been handled better. I'm not taking an interest in either side; there's already been too much heated rhetoric on both sides and it's time to cool things down and do what's best for the AAW membership.

I don't question the integrity of the Board members; I know some of them personally and have no reason to question the integrity of the others. Both sides agree that the By-Laws need to be rewritten to more clearly define the responsibilities and

authorities of the Board and the Executive Director.

I have had over an hour of discussions with Mary and Alan so I could better understand their side of the story and determine what, if anything would be an acceptable resolution for them. I sent two e-mails to the AAW Board members, making suggestions on how to resolve this problem. In my last e-mail I suggested that if the Board would replace the original agreement with a standard non-disclosure agreement. Mary might consider signing it and we could minimize further discussion and division. Tom Wirsing, President of AAW, called me as soon as he got my e-mail and told me that he had personally talked to Mary about removing that clause and discussed negotiating with Mary anything else she felt was inappropriate.

As a result of this controversy, a group has been formed, called the Membership Action Group, to hold a proxy membership meeting on the 28th of August in St. Paul. If 5% of the membership agrees, they can conduct an official meeting. The MAG goal will be to remove the board members that voted for Mary's dismissal and the Board's goal will be to defend itself and maintain the current status. Both sides are now in the process of collecting proxies. I hope that

**To learn more about the two
opposing views visit their
respective websites.
www.supporttheaaw.com and
www.memberactiongroup.com**

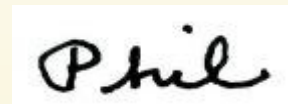
Curls from the Presidents Platter —Continued from Page 2

Phil Brooks

somehow both sides can reach an equitable solution; since the proxy fight looks like a head-on train wreck about to happen. The real loser in this fight will be the AAW membership.


Since the purpose of this article is to inform you as to what has been going on, and the CWT Board wishes to remain neutral on this issue, you have two choices. You can review the postings on the website postings, reach your own conclusion and submit your proxy, or you can ignore the whole thing and hope that it will eventually go away without you getting involved. I plan on attending the meeting in St. Paul, if the meeting takes place, and I hope it doesn't, I'll go there with an open mind waiting to hear the questions and answers on

both sides before I make my decision. I consider this meeting a major milestone in the future of the AAW and I feel I have an obligation to be a part of that decision. If you want your voice heard, I will take you proxy to the meeting. The proxy will give you three choices: support for the current Board, support for the Member Action Group or let me make the judgment after hearing all of the evidence. It's your choice. Again, let's do everything we can to get the parties to agree and avoid the proxy fight.



Past Presidents Challenge—Just make it pretty with color

Paul Shotola



Years ago, my cousin built a new home. The myriad of decisions to be made became overwhelming for her. “What hardware do you want on the cabinets? Which molding around the windows? Where do you want these light switches?” And on, and on. Mental fatigue quickly took over, and her standard answer to the contractors became: “Just make it pretty.” And that’s my challenge to you for September. Just make it pretty, but do it with color. Add a little color. Hey, add a lot of color! Just make it pretty.

There are a million techniques and styles for coloring wood turning, and I challenge you to explore some new ones. If you have been using dyes, try some acrylic paint. If you are experienced with paints, check out the airbrush. Or saran wrap, aluminum foil or finger paints. Try something new. Vegetable dyes are green and bio-degradable. Are you a purist? Wood should look like wood, right? Well, segmented work and inlays can add color and still be true to Mother Nature’s plan. Epoxy and Inlace may not be green, but they sure can “make it pretty.”

The goal is to stretch out and attempt a new technique. By September, the demonstrations at TOC 2010 will have given you some fresh outlooks, but I encourage you to get to the shop right now and start experimenting. The rewards for experimentation? Cold, hard cash. I’ve got your attention now, right? At the September meeting we’ll award prizes for the three turnings that most successfully use some added color. Just make it pretty. Oh, my cousin’s new home? It was pretty, all in shades of pink.

Air Brushing and Piercing 101—continued from page 1

Clint Stevens

When it's time to spray paint larger exposed areas, the colors are usually applied from light to dark. When coloring the masked areas, where Frisket is removed in stages, the application is usually just the opposite – going from purple, to blue, to red, to green, to orange, and finally yellow. Be sure to clean the airbrush between colors. Binh's cleaning fluid is about 20% Windex, 80% water. After the final color, be sure to clean the airbrush with lacquer thinner.

The paints Binh uses are Golden transparent acrylics. Golden produces an extensive line of fluid acrylics in a large color palette. These are intense colors which can be altered for viscosity and transparency. Just a very few drops in the paint cup will do the job. Golden's website (goldenpaints.com) is a wealth of technical information, suggested uses, newsletters, and videos. What you can't do at the site is buy paint. Try Dick Blick, it worked for me.

WRITER'S TIP: Airbrushes can be used for acrylic designs on fingernails as well as woodturnings. Perhaps an airbrush and air compressor would make a good late summer gift for that special someone in your life? Hey, if it works for you, great! If not, you didn't get the idea from me.

For his characteristic wood piercings, Binh uses a NSK Presto pneumatic power carver. It is oil less, which means not worrying about oil spray on the woodturning during the piercing operation. Running at 320,000 RPM at 45 PSI, this tool practically disintegrates thin wood – so practice, practice, and practice. This precision tool is not cheap, about \$350 from Tree line or Craft Supplies USA, both in Provo, Utah.

Finally, as if Binh didn't already share enough, he also gave us a quick method of transferring an image to a turning. First, the image is photocopied, or printed on a laser printer. An inkjet printer just won't work. Place the image over the turning, toner side down. Dab with xylene in a well ventilated area. Seriously...xylene is nothing you want to inhale. Finally rub the top surface of the photocopy with the edge of an expired or well over the limit credit card. Remove the paper and behold the image (in reverse), on the turning.

Binh Pho's demonstration unlocked mysteries of some great tools and many new techniques. We will definitely refer back to these again and again.

Thanks Binh!



Red Umbrella



Binh and his tools.



Transferring an image with a Xylene based Marker



Cutting Frisket before airbrushing




Not bad for an hour's work



These are in the demo box?

AAW News and Updates

Al Miotke



The 24th annual symposium in Hartford was held in June and based on all indications, the event was a huge success. Photos from this years symposium are now available for viewing on the AAW website. In addition to exceptional work shown at the instant gallery, the AAW sponsored three additional exhibits; Maple Medley, Teapots, and spoon exhibits. Just a few of the many entries on display are shown below

The AAW's 25th anniversary will be celebrated next summer in Minneapolis. To commemorate this big event, the AAW has created a publication titled "Woodturning Today—A Dramatic Evolution." This book will tell the history of the AAW's evolution thru pictures and articles submitted by members. It's sure to be a must for every woodturners coffee table. Best of all, the AAW is currently offering a pre-order discount of 20% off the list price for orders taken prior to the shipping date in June 2011. Your copy can be reserved by calling the numbers shown or going to www.woodturner.org.

Spoons Exhibit



Teapot Exhibit



Maple Medley Exhibit



June 2010 Meeting Minutes

Andy Kuby

**Graeme Priddle
all day demo on
Nov 13 and
hands on
classes on Nov
14-16**

**Sign up will
begin at the
August
meeting.**



**Don't Forget your
Raffle Tickets in
June.**

\$1 Each
\$5 for 6
Value Pack \$10 for
13

CWT Dues for
2010
\$25.00 for an
individual member-
ship
\$35.00 for the
whole family

The meeting at Friendship Village was opened shortly after seven PM by President Phil Brooks who dispensed with the usual recitation of rules and exit locations and got right down to business.

The Jon Keith Memorial Woodturners Garage Sale held at 1156 Valley Stream Drive, Wheeling, Illinois, from 9AM to 4PM on Saturday, June 12, 2010, netted \$4,280. The Chicago Woodturners purchased the JET 1642, a couple of Nova chucks and miscellaneous other items we needed for the classroom and raffle. Phil made a plaque to put on the lathe which honors Jon Keith.

Phil didn't quite finish his demo last month so he showed slides of his shop and noted the items which he had modified to work better or easier.

As noted in previous minutes, Graeme Priddle will be the first to use the new classroom, November 14-16. Don't call Jan Shotola yet for class space, registration will begin at the August 10 meeting. Graeme will also do an all day demonstration at Friendship Village on November 13.

Dick Stone gave us a rundown on an exhibit to be held at the Buffalo Grove Historical Society January through April, 2011. Our two most recent collaborative efforts will be displayed along with approximately 30 additional turned items. He asked for submissions to be included in the 30 items. See Dick Stone for details.

Alan Carter gave a short description of his visit to the AAW symposium. He noted the open and free exchange of ideas and knowledge between the demonstrators and the attendees. Turn On! Chicago will have similar


exchanges and it's a lot closer to home. Sign up now.

Jan Shotola gave an update on the Chicago Woodturners

Symposium "Turn On! Chicago". We have 185 people signed up so far (from AK, FL, WA and other faraway places in addition to our own members). On Friday, July 16, the registration fee will go up to \$285 so sign up NOW. The Friday night rooms are sold out but there is still space for Saturday and Sunday. Check out the Turn On! Chicago Website for nearby hotels with reduced rates. You must mention Turn On! Chicago to get the best rate. The confirmation letters for attendees are going out on a regular basis, please let Jan know if you have registered but not received one.

The Turn On! Chicago Symposium Chairpersons each made a plea for volunteers or other assistance: Don McCloskey collected completed pens and wants more. Paul Prycik noted that many of the gallery items tonight will be included in the auction. There will be more and we need to come to the symposium banquet ready to bid. Bring a friend with a checkbook. Andy Kuby asked for help with a truck or trailer and two members volunteered: Kelly Bissell said we could use his truck without brakes and Dana Morgan (a new member has a small trailer.

Thomas Stegall reported that we have two new members this month, Dana Morgan and John Showalter. We have



July 2010 Meeting Minutes— continued

Andy Kuby

174 members. There were three guests: Tom Fortney, Andy Sweeny and Nate. Thomas has brochures from DuPage Woodworkers club and AAW.

The raffle by Chuck Svazas raised \$250 thanks to some good wood, a small router and turning tools.

Al Miotke did the gallery review and there were a number of good pieces which will also be in the Turn On! Chicago auction.



Congratulations to Marty Knapp for being juried into “Art in the Barn”.

Jason Swanson brought in a case of Velvet Oil. He is now a local representative. He did not bring a turning to show us the quality of this finish this month, but he may have sold out anyway.

Binh Pho did a demonstration of air brushing and piercing. I know he tried to reveal everything but most of us still can’t come close. We’ll keep trying.

Happy Birthday Marty!



Warning—If you leave a family photo on a memory stick and give it to the editor, it might get published.

Happy Birthday to Don McCloskey’s Grandson Marty who turned 2 when this photo was taken. Knowing Don, I’m sure Marty will have project’s in the gallery before we know it.

Do you have a technique you would like to share? How about doing a gallery review.

If interested contact Scott Barrett

Upcoming Meeting Agenda		
	Gallery Review	Demonstration
August	Paul Shotola	Paul Pyrcik—TOC Auction Overview
September		Clint Stevens—Eccentric Box
October		Darrell Radar—Woodturning 101 “For the fun of it”
November		
December		Annual Christmas Party

AAW "Photo's of the Week" in July



Week of July 7
Dyed Sycamore



Week of July 21
Maple,
Bloodwood



Week of July 14
Carob



Week of July 28
Big leaf maple

Chicago Woodturners Board of Directors and Committee Chairs 2010

President	Phil Brooks	847-548-6477	brookspphil@sbcglobal.net	1052 Cheswick Dr	Gurnee, IL 60031
Vice President, Web	Scott Barrett	847-562-9121	dr@bdental.net	46 Bridlewood Lane	Northbrook, IL 60062
Secretary	Andy Kuby	847-317-1841	kubywinslow@comcast.net	2945 Cherokee Ln.	Riverwoods, IL 60015
Treasurer	Jan Shotola	847-412-9781	jshotola@yahoo.com	1865 Western Ave.	Northbrook, IL 60062
Past President	Paul Shotola	847-412-9781	p.shotola@comcast.net	1865 Western Ave.	Northbrook, IL 60062
Newsletter Editor	Al Miotke	847-297-4877	alan.miotke@chamberlain.com	920 Sumac Lane	Mount Prospect, IL
Membership	Thomas Stegall	309-635-1623	thomas.stegall@moody.edu	3470 N. Keating Ave.	Chicago, IL 60041
Librarian	Clint Stevens	773-852-5023	clint.stevens@comcast.net	1635 S. Chesterfield	Arlington Hts., IL 60005
Raffle	Chuck Svazas	708-482-3866	csvazas@sbcglobal.net	707 Bransdale Rd	LaGrange Park, IL
Tools & Equipment	Don McCloskey	847-420-6978	mccloskey@ameritech.net	2028 Gilboa Ave.	Zion, IL 60099
Demonstrations	Binh Pho	630-365-5462	toriale@msn.com	48W175 Pine Tree Tr.	Maple Park, IL 60151
Set-up / Clean-up	Bill Robb	847-931-1876	akmtns1@comcast.net	46 Lone Dr. Unit C	South Elgin, IL 60177
Audio & Video	Lee Svec	847-331-0715	svec@att.net	661A Fieldcrest Dr.	South Elgin, IL 60177
Ornamental Turning	Bill Hochmuth	630-620-8566	wfhochmuth@comcast.net	2S725 Parkview Dr.	Glen Ellyn, IL 60137

Paul Shotola

Turn-On! Chicago 2010**August 20-22, 2010**

The Conference Center at the University of Saint Mary of the Lake, Mundelein IL

Featured Demonstrators

Jimmy Clewes

Kirk DeHeer

Don Derry

Cindy Drozda

Carole Floate

Lyle Jamieson

John Jordan

David Nittmann

Binh Pho

Dick Sing

Malcolm Tibbetts

Don Ward

Turn-On! Chicago 2010 opens in just a few days, and to make your weekend even better, five more demonstrations have been added. There are now fifty demonstrations over three full days of turning fun. The additional demos are from Phil Brooks, Jason Swanson, Alan Carter, Al Miotke and Roy Lindley. These are five great demos by excellent presenters that you will truly enjoy.

Phil Brooks will demonstrate the “Amazing Beckham Top,” a spin top that changes colors. And requires no batteries! Jason Swanson will teach us how to create his seemingly complicated stave constructions for peppermills and other projects. The making of these turning blanks will be made simple when Jason is done. Alan Carter will “Turn it Thin.” If you missed Alan’s demo at the April CWT meeting, be there for this one. Alan’s weapon of choice is a carbide-tipped tool from Easy Wood Tools, and he’ll give you the “skinny” on how to use it to make amazingly thin goblet stems and finials. If segmented turning is your passion, Al Miotke will demonstrate the design and construction of feature rings; the focal point of many segmented works. Just to add a little color, Roy Lindley will teach us how to do it with a simple method that yields stunning results. You already own the tool, right there in the kitchen drawer.

All of this is in addition to presentations by twelve of the biggest names in woodturning. This is a fabulous lineup of demonstrations and presenters, and your only problem will be deciding which demo to attend next. The TOC website www.turnonchicago.com has the most current rotation schedule, so download a copy and start making your selections.

Friday night includes hands-on events from Carole Floate (marbling session) and pen turning with Don Ward. Prepare to make some chips fly or create some marbled beauty on Friday night. No previous experience is required, and TOC provides all of the tools and materials. If you just want to relax and spend some time with your turning buddies and mingle with the demonstrators, there will be a cash bar in the Living Room of the residence hall from 7:00 to 11:00 as well.

Saturday is a full day of demos, starting at 8:00 am, right after breakfast. The highlight on Saturday is the banquet and auction. We’ll have tools, wood, supplies and a fabulous collection of turned art on the auction block. Our auctioneer this year is Ron Bernardi, a frequent auctioneer for community events. He promises to keep it lively and exciting. Spouses are encouraged to bid against one another.

Sunday is another full day, and as a special treat, Donald Derry and John Jordan will review a selection of items from the Instant Gallery. We may have a “good cop/ bad cop” scenario in the works! It’ll be entertaining and educational, just like the rest of the weekend.

If you haven’t registered, there is still some time left. Visit the website for an application. Get it in the mail right away to reserve your spot at Turn-On! Chicago 2010.

Turn-On! Chicago 2010 Supporters

Paul Shotola

Turn-On! Chicago 2010 is grateful for the support of four area clubs in addition to the efforts of the Chicago Woodturners. These organizations have provided financial support in addition to manpower and inspiration. Their help proves that woodturners and woodworkers are a community and a family.

The DuPage Woodworkers meet the 4th Wednesday of the month in Glen Ellyn, IL. They welcome woodworkers of all interests and skill levels. Their motto is “Learning by Sharing.” Visit their website at www.dupagewoodworkers.org for more information.

The Milwaukee Area Woodturners meet monthly at the Woodcraft store in New Berlin, WI, in south suburban Milwaukee. They meet the 1st Monday of each month. A chapter of the AAW, the MAWt is a “teaching” club, meaning that the sharing of techniques and methods is their main goal. They also seem to have a lot of fun while they are at it. Visit their website at www.mawturners.webs.com for more information.

The Windy City Woodturners meet in Downers Grove, IL on the 3rd Tuesday of each month. This is the friendliest group of turners you could hope to meet, and their support of TOC 2008 and 2010

has been very generous. While their membership is limited due to space constraints, their enthusiasm is huge. Contact club president Nick Page (nicklpage@aol.com) for the latest updates.

The Illiana Woodturners are one of the newest chapters of the AAW, and they meet the 2nd Monday of the month at the South Suburban Chiselers workshop in South Holland, IL. Club members have access to the workshop, and Illiana’s stated goal is to be a teaching chapter. Hands-on is King. Contact Bob Bergstrom (bbergst@comcast.net) or Tom Waiscekauskas (twaisceka@yahoo.com) for more information.

Thanks again to the membership of these four clubs for their support of Turn-On! Chicago. Your efforts to make this symposium a great event are deeply appreciated.

On-site housing is still available for Friday, Saturday and Sunday, but space is very limited. Contact Jan Shotola (847-412-9781) to reserve a room or update your existing reservations. Check the website for area hotels, as well.


Graeme Priddle visiting CWT in November

Paul Shotola


G’day, mates! From New Zealand, **Graeme Priddle** returns to amaze us in November, demonstrating turning, carving and burning on hollow form vessels with a South Pacific theme. Making your own pyrography tool will be included. Graeme may trip the smoke alarms with his wood burning techniques. Join us for an entertaining and educational day with one of woodturning’s true artists.

Graeme’s all-day demo is Saturday, November 13 at Friendship Village. Classes will be held in Geneva, IL at the Norton-McMurray facility at 2570 Kaneville Court. The one-day class is Sunday, November 14. Tuition is \$125. The two-day class is Monday and Tuesday, November 15 & 16. Tuition is \$250.

Hands-on class registration begins at the August 10 CWT meeting. Contact Jan Shotola jshotola@yahoo.com or 847-412-9781 for further information.



It's in the Details



Member's Gallery



Alan Carter
Hormigo Negro , Sycamore, Brass



Dick Sing
Segmented Jewelry



Donn Hamm
Spalted Wormy
Maple



Duane Hiltpas
Ebony



Roy Lindley
Blackwood OT



Andy Kuby
Wood—Roadkill

Member's Gallery

July Meeting

Editor's Choice

Editor's Choice



Roy Lindley
Ebony, Padauk,
billiard ball

Bill Robb
Pens



Duane Hiltpos
Maple, Walnut



Fran Islin
Carob nested bowls



Mark Kupper
Black Cherry

Duane's piece does begin with an excellent piece of timber that shows off the real beauty of wood.

Beyond that, in its simplicity, is excellent form coupled with tool work that resulted in a smooth flawless feel to the touch when running your fingers across the interior surface. Top it off with an excellent scratch free finish that really highlights the characteristics of the wood and you have a piece anyone would be proud to own.

I'll make my personal selection each month. You may agree or not, it's a democracy, but I'm the Editor.

**The August
Gallery Review
will be
conducted by
Paul Shotola**

Member's Gallery

July Meeting

It's in the Details



Roy Lindley
Maple, dye, OT



Dick Sing
Pink Myrtle



Mark Kummer
Siberian Elm



Don McCloskey
Cherry, Bloodwood, Maple



Ken Staggs
Maple Puzzle



Donn Hamm
Natural Edge

Member's Gallery

July Meeting



Phil Brooks
Redwood Burl



Dick Sing
Segmented Ornament



Marty Knapp
Natural Edge Elm Burl



Rich Nye
LaceWood



Mark McCleary
Cherry, glass



Paul Pycik
Freedom Pens



Bill Brown
Maple

Member's Gallery

July Meeting



Mark McCleary
Walnut, Glass



Bill Brown
Box Elder



Mark McCleary
Poplar, woodburning, mirror



Dick Sing
Segmented Pens



Ken Staggs
Off-center Maple Turning



**Attention
artists,
teachers and
demonstrators**

If you are participating in a craft show, have a gallery exhibition, will be teaching or demonstrating your craft, or know of an event of interest to woodturners, please contact the Editor to add the event to the calendar.

A little self-promotion is a good thing. Your fellow woodturners want to know about your events.



Calendar of Events

Classes at Woodcraft, Woodridge

Turning 101 with Carole Floate, August 7-8

Turning 101 with Carole Floate, September 11-12

Turning 102 (Bowl Turning) with Carole Floate, October 16-17

Turning 101 with Carole Floate, November 6-7

Classes at Woodcraft, Libertyville

Turning 101 with Carole Floate, September 4-5

Classes at Woodcraft, Milwaukee (New location in New Berlin)

TBD

Symposiums

Turn-On! Chicago 2010, August 20-22, Mundelein, IL

www.turnonchicago.com

Turning Southern Style XVI, September 17-19

Contact: Harvey Meyer

5174 Waterford Drive

Dunwoody, GA 30338

2nd Segmenting Symposium, November 11-14, Arrowmont, Gatlinburg TN

www.segmentedwoodturners.org

To add events to the calendar, contact Al Miotke at
827-297-4877 or alan.miotke@chamberlain.com

For Sale or Trade

Contact the Editor to post your items

Dave Forney has a number of items for sale. Contact him at 847-639-6429 or email dave_forney@hotmail.com

Craftsman 10" Radial Arm Saw, model number 9-22038. New in the box, never opened. Paid \$650. Will sell for \$600.

Delta Shop Mate 9" band saw, model BS 100 (bench top), tilting table New in the box, never opened. \$100 new. Will sell for \$80.

Ryobi 16" wide belt sander, model WDS1600, sands stock from 1/8" to 3" thick. With stand and rolling base (locking casters). Lightly used, \$300 OBO.

Solid core raised panel door slabs. 4 raised panels. 30" x 80" Primed. Slabs only; no latch, knob or hinges. pre-bored. \$20 each. I have 5.

Leigh dove tail jig, new, never used. \$400 new. Will sell for \$300.

I'm also liquidating part of my turned wood collection. Contact Dave for details and pricing. Artists include: John Dickinson, Dick Coddling, Phillip Moulthrop, Mark Lindquist, Luc Gontard, Craig Richardson, Dennis Elliott, Mick O'Donnell, Merryll Saylen, Gene Reinking, Dewey Garrett, Al Stirt, Dan Kvitka, Art Liestman, Mike Scott, Michael Bauermeister, Don Derry, and others. I also have some glass pieces that I'm liquidating as well.

Large pieces of Ambrossia Maple, Flaming Box Alder, Apple and Walnut for sale. These are with natural edges cut from the tree except the walnut which was cut into blocks. Will cut to smaller sizes to meet needs. If interested, call Martin Meyer: cell 773-879-4184 or home 773-631-7668.

Enco dust collector; 2 bag configuration, 1 hp motor. Price \$50. Contact Clint Stevens 773-852-5023.



Items of interest to woodturners for sale, wanted, trade or free are welcome. Non-commercial ads only, please. To place an ad, contact Al Miotke. 847-297-4877 or alan.miotke@chamberlain.com

Thanks Nathan!

At the July Meeting Nathan Hawks from Charlottesville, VA attended as a guest while visiting the Chicago area. With him was a high quality SLR digital camera that he used to remember his visit. Many of the photos in this issue are a contribution from Nathan.

Nathan is the owner of **Nathan Hawkes Woodworks**. His specialty is bowls and vessels from reclaimed timber. His work as available at a number of Charlottesville Galleries.

—Thanks Nathan—



Monthly Meetings are held on the 2nd Tuesday of each month at Friendship Village 350 W. Schaumburg Road Schaumburg, IL 7:00-10:00 PM 847-884-5000 Join us in the Woodridge Room in the Bridgewater Place building. 7:00pm –10:00pm All are welcome.

Visit our website
chicagowoodturners.com

Membership in the Chicago Woodturners is available to anyone wishing to increase their turning skills through education, discussion and critique. Annual dues are \$25.00 for a single membership and \$35.00 for a family. Visit our website for an application or contact Thomas Stegall Membership Chairman

The Chicago Woodturners is a chapter of the American Association of Woodturners (AAW). Visit their website for more information.
www.woodturner.org