



29 years of Art,
Craft, Technology,
and Tradition.



The Monthly newsletter of the Chicago Woodturners

August 2015

Headline News

Announcement of a New Program

More Woodturning magazine has introduced a new program. They will furnish an article intended to be reprinted in a woodturning club newsletter gratis. In exchange they ask that we link back to their website and give them credit in the article. We have registered for this program. Unfortunately, they distribute the article on the 15th of the month and we are going to press on August 4th. Therefore the first of these articles will appear in the September issue of our newsletter.

More Woodturning is a web only magazine and looks like a pretty good magazine. Check it out and see for yourself, <http://www.morewoodturningmagazine.com/>.

Pens for Troops

Our club supports this important effort in support of US forces wherever deployed. The project is to turn a pen which will be sent to a service member as a token of regard and support. What better way to keep the spirit of the 4th all month by turning a few pens. Contact Don McCloskey, mccloskey@ameritech.net, for details. You can bring your completed pens to any meeting.

Upcoming Demonstrations

Ashley Harwood is next with a Saturday demo on Saturday, September 26 and hands on instruction on the 27-29 (see page 8). Jimmy Clewes will round out the year on October 24-27 (see page 9).

The cost is \$15.00 for the Saturday demos for members reserving in advance, \$30.00 for non-members or members without reservations on the day of the demo. Hands on classes are \$120.00 a day. Best deal going. And an even better deal is that the Ashley Harwood Saturday demo is free to members.

It's 2015 Pay Your Dues

Our Club is the best woodturning deal in the area. You get demos, hands on instruction with the best woodturners in the world, informative and interesting meetings a really good website and a newsletter. What a deal. Please see the article on page 4 regarding membership and PAY YOUR DUES.

Presidents Curls



**President
Al Miotke**

I had a tough decision to make regarding the August meeting. Go on my trip to Alaska or the CWT meeting. It was a close call but the meeting lost. I'll be missing this month's meeting, my first as president but the meeting will be in the capable hands of our VP, Don McCloskey.

August is usually a pretty slow month for CWT activities since members are busy with family, friends, and typical summer activities but there are a number of things going on as we prepare for the fall. First up is our club picnic which will once again be held on the lakefront properties of Bob Leonard and Duane Painter. The date selected was Saturday, September 12. Visit our chapter website for the event details and directions. I want to thank Andy Kuby who agreed to take on the coordination role for this year's event. You will hear more about the picnic at the August meeting from Andy. As always, the club will provide meat to grill, soft drinks, etc. We just ask that each person attending bring a dish to pass. It can be an appetizer, salad, desert, chips, etc. Of course we will have our annual boat race. The rules are simple. Bring something that has a turned element that you think can survive the waves on the Fox Lake and be first across a finish line. Look for an Evite with more details in the near future to sign up so we know how much food to bring. I hope to see everyone there. What could be more fun than a day in the sun with fellow woodturners and guests.

September is the month for nominations for President and Secretary. These are the two board positions up for election this year. If you are interested in getting involved with your club's management this is one way to do it. Any interested CWT members are eligible. Elections will be held at the November meeting. At the September meeting, we will also start getting organized to support the woodturning demonstration area at SOFA on Navy Pier from November 6-8. If you're interested in helping one of those days be prepared to sign-up at the September meeting. All help is appreciated!

Ashley Harwood is the next professional turner who will be visiting in us from September. 26-29. The education committee and TOC 2016 committee are also planning fall meetings in September. As you can see, it's looking like a busy fall for the CWT again this year.

I also wanted to inform you about a new section that will start appearing in our newsletter soon. The magazine More Woodturning has started a program to benefit AAW chapters. Each month they will provide an article for use in our Newsletter. The only cost is acknowledgment of the provenance. If you want to learn more about the magazine go to www.morewoodturningmagazine.com.

Hope you are all enjoying the summer and I'll see you all at the September meeting.

Alan J Miotke

AAW Symposium

Come on out to the
Woodturner's Picnic
on September 12.
Sun, Fun and a
Boat Race.

July Meeting Minutes

Marie Anderson

Al Miotke called the meeting to order at 7pm.

Al announced that Terry McCammon and Francisco Bauer will critique the instant gallery this evening and Rich Nye will be demonstrating the Spiraling technique that he learned earlier this year while as Rich says “across the pond”.

Al did a brief recap of the Alain Mailland demonstration and asked for feedback from attendees of the hands on classes. All the hands on class participants in attendance gave good reviews of the classes and there were several examples of the projects on the gallery table. Al also discussed the next 2 demonstrations – Ashley Harwood on September 26th. Ashley’s 2 day hands on classes are full, but there is still some room available for the 1 day hands on class – see Matt tonight as these will go quickly! The last all day demonstration, Jimmy Clewes is on October 24th. Again, get signed up as soon as possible for the hands on classes because these will not last. Matt hopes to fill the classes this evening. Don’t miss out on these opportunities

Al asked how many members had attended the AAW symposium last month? There were quite a few in attendance. Al had a slide show running of various pieces that he photographed while he walked the gallery. There was some discussion among members about their experiences while attending. CWT was well represented with not only attendees but 3 demonstrators as well. Roy Lindley was congratulated on his 1st AAW demonstration in the OT room. Jason Swanson was also a demonstrator and the consensus is his demonstration was also a big hit. Our third demonstrator was Binh Pho who was not at the meeting, but he was also applauded for his demonstrations. The overall response was that everyone was able to learn something. The 1st timers confirmed that there was an overwhelming amount of information to absorb, but overall, a good experience. The trade show was mentioned – most everyone had purchased “something” to bring home. Al then announced that he had been surprised to receive 2 awards for our club at the Saturday evening banquet. CWT tied for 1st place for best newsletter and CWT also received 3rd place for our website – congratulations to both Terry and Scott for their continued efforts to deliver the best possible communication tools for our members! In case you haven’t read a newsletter lately, take a few minutes to do find out why we were awarded 1st place! If you haven’t visited the website recently, there is no better time than now to visit and let Scott know you agree with the AAW! Congratulations and thank you to both of you.

Two weeks ago Al delivered the Beads of Courage boxes to Laury Children’s Hospital. Al was told that these boxes will be shared between the pediatric oncology and the pediatric cardiovascular departments. At any given time, they have 80 kids going through the program so this is a project that they are hoping we will continue to support. Al asked for feedback as to the club’s interest in continuing the project in the future. There were positive comments from all. If you still have boxes in progress, please complete and bring them in. Al also thanked Rockler for their donations of both the venue for our Beads of Courage turning day as well as the wood for blanks for these boxes.

Don McCloskey announced that we are once again requesting members to turn bowls for Empty Bowls for Food project that we have supported for the past 9 years. For those who do not know, Empty Bowls for Food is a charity that supports our local Northern Illinois Food Depository by selling donated bowls (and in our case, any turned item that you are willing to donate is

(Continued on page 5)

CWT News

Raffle

Mary Olsen and Chuck Svazas

July Raffle Winners

Bowl Gouge	Mark McCleary
Bowl Blank and Glue Brush	Leigh O'Callahan
Spindle Blank	Paul Paryer
Magnetic Hook Sets	Wayne Ahern
Velvet Oil and Bowl Blank	Unknown
Pen Blanks and Bowl Blank	Ken Staggs

Next Month's Items

Abranet Grits 80,120,180,240,320
Poplar Bowl Blank
Detail Gouge
Pen Blanks
Precision Knife 13 piece set

Membership report

Julie & Roger Basrak

Our July 2015 meeting was attended by 60 members, more than one-third of our 155 paid members. We have three new members to report. Tony and Karen Calandra are from Rolling Meadows. Thanks to Michelle at WoodCraft for suggesting that they might be interested in joining Chicago Woodturners! Bonnie Butzke from Rolling Meadows is our other new member. She has visited a couple of meetings and was invited to our meetings by Don Felch. We're happy to welcome Karen, Tony, and Bonnie as new members of Chicago Woodturners!

Also in attendance at our July meeting were two guests! Larry Heuvelman from Antioch is a former member (from our years in the Palatine WoodCraft store basement). Ron Macuca from Green Valley, AZ, was a guest of Jack Harkins. Thanks for visiting, Larry and Ron! We're always happy to have guests!

Dues are \$25 for a single membership and \$35 for a family for a whole year. When you consider the member discount of \$15 for each demo and that there are 5 demos scheduled for this year, your savings are immense. So pay your dues and enjoy the best bargain in woodturning.

Dues can be paid at the meetings or by check made payable to Chicago Woodturners and mailed to:

**Julie Basrak
563 W. Ruhl Rd.
Palatine, IL 60074**

Thank you for your cooperation

Meeting Minutes Continued

Marie Anderson

(Continued from page 3)

appreciated and will be sold at the event). All the money raised is used to help feed the less fortunate people right here in our own towns. As Don says, not too many of us have missed a meal so use this as an excuse to get your lathe and bring in a bowl (or two). We will be accepting donations from now until the November meeting. This year the event will be on December 5th at Oakton Community College in Des Plaines.

Don also reminded us about the Pens for Troops project – we are turning pens again this year. Please consider turning a pen to support this cause. Contact Don if you have any questions.

Al announced that he received a call from Binh Pho asking that CWT once again support the woodturning demonstration area at SOFA. We have done this several years in the past. Professional woodturners rotate doing demonstrations for the public throughout the show. Typically there have been a few spaces available for CWT members to do demonstrations as well but this will be determined based on the professional artists' available. SOFA (Structural Objects, Functional Art) is a huge art show that is held each year at Navy Pier in Chicago (this year the dates are 11/4-8), including galleries from all over the world displaying. Al asked the members in attendance if CWT should once again support this educational event. By show of hands, it was agreed that we should participate. Volunteers will be needed for set up and tear down, more details will be discussed next month. If you are interested, contact Al.

Al announced that the date has been set for the CWT picnic hosted at Bob Leonard and Duane Painter homes. Al said we are still looking for a volunteer to coordinate this picnic. Al said anyone who is interested can call or email him to volunteer.

Bob Leonard made a presentation to Al of the 3 CBN wheels that CWT earned by purchasing a total of 32 CBN wheels. Al once again thanked Bob for coordinating this bulk purchase and all in attendance seconded the thanks with a round of applause.

Al reminded everyone that nominations for the offices of President and Secretary are coming up in September. The elections are now held in November each year. The nominations will be open in September. If you are interested in serving please let someone know you are interested so your name will be included in the nominations. If you have questions, contact Al (or any of the board members).

Roger gave the update on membership and did the door prize drawing. Roger asked that we all thank Rockler for the 2 \$20 Gift Certificates they donated to the club. He also reminded everyone that whenever you are in their store and make a purchase, please be sure to tell them you are a member of CWT. We get gift certificates based on sales so please, make sure you tell them you are a CWT member and ask them to log your visit.

The monthly raffle was run by Marty Knapp and Mary Olson. Thanks to all who purchased tickets. Thank you to all who donated items.

Terry McCammon and Francisco Bauer gave an interesting gallery critique. Rich Nye did a very informative demonstration on embellishing with spirals.

Meeting adjourned at 9:35

Respectfully submitted,

Marie Anderson

Rich Nye Demonstrates Making Spirals or Twists**Paul Rosen**

Our demonstrator for the July meeting was Rich Nye. Making spirals or twists in wooden legs is a time-consuming process, but it yields turned legs with a singular, eye-catching appeal. You typically see spirals on older, period furniture. Contemporary furniture legs are all about speed of production, so spirals are less often seen. Rich made reference to the British wood turner, Stuart Mortimer, who is an expert in making spirals. Rich shared with us what he had learned from Mortimer.

Turning the Leg The initial step is to turn a section of a square blank to a two-inch cylinder. The blank must be square, or the twist will look asymmetrical. Leave the top 4 to 5-inches square. You could use a spindle roughing gouge (SRG) or a 5/8-inch bowl gouge to turn the bottom of the the square to a cylinder, but Rich showed us how to use a skew chisel instead. If you want to learn this technique, go online at www.youtube.com and search for Stuart Mortimer chair leg spirals. Mortimer has posted five different clips, each lasting about eight minutes, and in one of them, he shows how he uses his Ashley Isles skew chisel to turn a square blank into a cylinder. So once you've made the cylinder, you're finished turning. But leave the blank on the lathe. From now on, it's layout, sawing, carving, and sanding.

Layout With the lathe running, use a pencil to mark a series of rings, two-inches apart. Mark the center point of each segment with another ring. Then make two rings on either side of the center point ring. You should end up with a series of rings, spaced equidistantly, one-half inch apart. Turn off the lathe. Next, draw four lines starting at each of the four corners of the blank, parallel to the lathe bed. You should have four straight lines, 90-degrees apart, running the length of the cylinder. Now, start at the right-hand end of the cylinder, draw a diagonal line starting at the lower right-hand corner to the upper left-hand corner of the first rectangle. Repeat this process by turning the leg 90-degrees (toward you) with your left hand, to reveal the rectangle immediately above and to the left of the first rectangle. Again, draw a diagonal line as an extension of the first diagonal. Repeat this process until you have a continuous spiral line running from the right to the left-hand end of the cylinder. This is called a "right hand" spiral. If you are left-handed, you could start at the left-hand end of the cylinder and draw the diagonal lines from left to right. This would result in a "left hand" spiral.

Cut the Diagonal Use a dovetail saw (with the metal bar on the top) to make a 1/4-inch deep cut on the spiral line you just drew. Use your left hand to turn the blank 90-degrees toward you as you make intermittent 1/4-inch cuts over the entire length of the spiral. Classical turners would now use a sharp fingernail gouge made of high carbon steel to scoop out manually, the left side, right side, and finally the center of spiral. The left hand pulls the square portion of the leg toward the turner, as the gouge, sitting on the tool rest, follows the direction of the spiral kerf in the wood.



Today, we have motorized, rotary tools such as the Foreman, Dremel, and Wecheer tools with an almost infinite choice of burrs and stones that can be used to hollow out the continuous cove to the desired depth.

Sanding For sanding, start with 120-grit. You may want to make yourself a 12-inch long wedge tool around which you wrap a sheet of sandpaper. (Make two rip cuts on your table saw—one straight, and the next at a 15-degree bevel.) Use the sandpaper stick on the cove to erase any marks left by your carving gouges or rotary tools.

To sand the top portion of the rope-like spiral (it's called a "bine" and rhymes with

Rich Nye Demonstrates Making Spirals or Twists

Paul Rosen

(Continued from page 6)



“pine”), take a 4x8" square of sandpaper, folded back on itself, and run it over the top of the bine with the lathe running at a slow speed. If your lathe is reversible, throw the switch and sand from left to right. This is done to avoid asymmetrical sanding of the bine.

In addition to chair legs, Rich brought in samples of his turned vessels which had been further refined with spirals. You could see there was a lot of time and effort put into these creations, and they were quite pleasing to the eye. Like Marty Knapp’s leather stitching, Scott Barrett’s Rose Engine boxes, Larry Fabian’s stone inlays, and Fred Gescheidle’s basket illusions, Rich Nye has shown us yet another way to embellish the simple wood turning. Are they craftsmen, or artists? You decide.

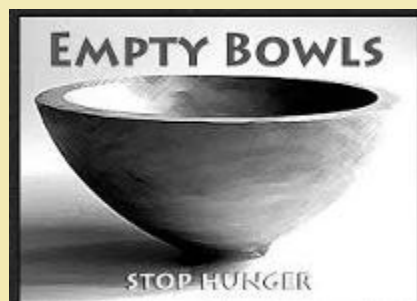
Somebody's Bowl Is Always Empty

Paul Shotola

Well fed? Me too. Someone is not, though, and you can help. The Chicago Woodturners have once again been asked to donate turned items for the silent auction at the “Empty Bowls” event at Oakton Community College. Held Saturday, December 5th, 2014 at 10:30am – 2:00pm, this is a charity event that raises money by selling ceramic bowls created by the OCC ceramic studio for a \$12 donation per bowl AND a silent auction of various handcrafted bowls and items generously donated by professional potters, local schools, CWT and others in the community. There will be musical entertainment and for your small donation, a simple meal of soup and bread will be served as a reminder of those in need worldwide. All monies donated will go directly to help support the Chicagoland Food Depository which distributes to local food pantries. A national organization does not take a percentage. Every penny is used by local food banks.

With the economy the way it is, these food pantries have been hit hard. The Chicago Woodturners have always been very generous with donations to this cause. We are asking you to bring in any turned item – Bowl, Box, Jewelry, Candle Sticks, Hollow Vessel, Goblet, Pen/ Pencil, any nicely finished piece to “Give Back” to the community. Let this be your excuse to get to the lathe and TURN SOMETHING! Come on, you know you’ve got some roughed out bowls that NEED to be finished! You know you were just waiting for an excuse to turn...well here it is!

Bring your donations to any meeting. If you cannot make a meeting, just get your pieces to Don McCloskey (your faithful Vice-President) by December 1st and they will delivered to the event. Remember: “ Someone’s bowl is always Empty”.



Ashley Harwood Visits Our Club September 26-29

Richard Nye

Ashley Harwood will be bringing her fast paced and fun demonstration style to our club in September.

Ashley has her studio in Charleston, SC. In lieu of the normal squib that is created for each professional that we have visiting, please review the following two videos taken from Ashley's web page <http://www.ashleyharwood.net/ashleyharwood/Woodturning.html>



Jimmy Clews Visits Our Club October 24-27

Richard Nye

The following is from Jimmy's website, <http://www.jimmyclewes.com>:



“Jimmy is not your ordinary woodturner. Upon a first meeting one would think of him as a renegade, a free thinker and not within the stereotypical image of a woodturner. His charming British style, unending wit, creative mind and magnetic personality are only some of the attributes that make him popular in the woodturning demonstration circuit.

Jimmy is on the Register of Professional Woodturners in the United Kingdom and a member of the American Association of Woodturners. He has over 22 years of experience in woodturning and woodworking. The demand for his services as a freelance demonstrator and teacher takes him all over the world including his homeland of the United Kingdom, Europe, Canada, Norway, Finland, New Zealand, Belgium, Australia.

It was not long after leaving school at the age of 16, Jimmy attained an apprenticeship in engineering and decided to further his studies by attending Manchester Polytechnic in Manchester, England. He received a 2:1 Honours Degrees with special emphasis on learning 3-Dimensional Design. With that focus, he began to specialize in designing and making furniture which was influenced by Japanese tools and design.

It was during his time in college that his interest in woodturning was rekindled. The combination of his college education, his limitless imagination and his professional skills was a perfect fit for Jimmy to pursue his creative abilities as a woodturner and to take that ability to the next level.

When asked what drives him, he shares, ‘My energy comes from those around me. When I can stir the creativity of one’s mind, that for me is very satisfying. As with any artform, expression is only limited as one’s mind and I want to ‘raise the bar’ and create an awareness of the artform that has been virtually unknown to most people.’”



2015 Meeting Agenda

Month	Gallery Review	Demonstration
January	Frank Pagura	Ken Staggs— Ornaments
February	Thomas Stegall	Don McCloskey - Celtic Knot
March	Donald Felch	Darrell Rader - Beads of Courage
April	Bob Barbieri	Clint Stevens - Multi Axis Turning
May	Darrell Rader	Andy Kuby - Beautiful Bowls
June	R. Basrak and A. Fottle	Andy Kuby - Multi-Axis Turning
July	F. Bauer and T. McCammon	Rich Nye - Spiraling
August	Jason Swanson	Marie Anderson - Texturing
September	TBD	TBD
October	TBD	TBD
November	TBD	TBD

Chicago Woodturners Board of Directors and Committee Chairs 2015

President	Alan Miotke	847-297-4877	abmiotke@comcast.net	920 Sumac Lane	Mount Prospect, IL 60066
Vice President	Don McCloskey	847-420-6978	mccloskey@ameritech.net	2028 Gilboa Ave.	Zion, IL 60099
Secretary	Marie Anderson	630-773-9182	danmar12@yahoo.com	5N181 Central	Itasca, IL 60143
Treasurer	Matthew Schmitz	847-439-6023	angelhaus@comcast.net	406 E. Noyes	Arlington Hts , IL 60005
Past President	Scott Barrett	847-420-5155	dr@bdental.net	46 Bridlewood Lane	Northbrook, IL 60062
Newsletter Editor	Terry McCammon	630-697-4900	Terry.W.McCammon@gmail.com	1715 Highland Ave	Wilmette, IL 60091
Membership	Julie Basrak	847-358-2708	cwtjulie@hotmail.com	563 West Ruhl Road	Palatine, IL 60074
Librarian	Robert Schultz	815-245-7495	grisllakers@att.net	2819 South River road	McHenry, IL 60051
WebMaster	Scott Barrett	847-420-5155	dr@bdental.net	46 Bridlewood Lane	Northbrook, IL 60062
Raffle Co-Chair	Mary Olson	847-397-1420	honeycup8@yahoo.com	2804 Mill Creek	Rolling Meadows, IL 60008
Raffle Co-Chair	Marty Knapp	847-639-2468	sueknapp918@sbcglobal.net	601 Woodbine	Fox River Grove, IL 60021
Tools & Equipment	Don McCloskey	847-420-6978	mccloskey@ameritech.net	2028 Gilboa Ave.	Zion, IL 60099
Safety	Lars Stole	773-244-6553	Lars.stole@me.com	1238 W. Eddy St.	Chicago, IL 60057
Audio & Video Co-Chair	Jerry Kuffel	847-895-1614	kuff@sbcglobal.net	532 Berkshire Ct.	Schaumburg, IL 60193
Audio & Video Co-Chair	Dawn Herndon-Charles	630-588-8431	dcharlesster@gmail.com	1545 Wiesbrook Road	Wheaton, IL 60189
Educational Committee	Darrell Rader	815-648-2197	d.rader@woodfineart.com	10703 Allendale Rd.,	Woodstock, IL 60098
Demonstrations	Rich Nye	630-406-1855	nyewoodturning@earthlink.net	40W257 Seavey Road	Batavia, IL 60510

Member's Gallery of Items Critiqued at the July Meeting



Al Miotke - French Burl



Ron Butkowy - Poplar



Ken Staggs - Norway Maple



Richard Drugo - Mixed



Frank Pagura - Walnut



Larry Heuvelman - Maple



Andy Kuby - Ash



Joe Wiener - Found



Stan Herman - Oak



Paul Shotola - Chechen/Oak



Roberto Ferrer



Scott Barrett - Various




Roger Basrak - Burl



Larry Fabian - Acrylic

Editor's Choice

July Gallery




This month I decided to go a slightly different route. There were the usual excellent objects produced by the usual suspects who have been acknowledged in the past. So I decided to acknowledge a professional who is a rising star and a good friend to our club. Jason Swanson had his first demo at the National Symposium in June. To celebrate he purchased the baseball turning that all of the demonstrators signed. So here is a set of his signature spice grinders and the baseball he certainly deserves.

You can agree or disagree with my choice. The fact that we live in a democracy does not change the fact that I am the editor.

For Sale, Trade, or Wanted

Jet 5HP Cabinet Saw. The 220 VAC unit is complete with Exacta Fence and a downdraft extension table. Very few hours on the saw which sold for \$3,000 new and is listed at \$2,000. Contact Andy Kuby (Riverwoodsturner@gmail.com)



Delta Grand Edition Unisaw/10" Right Tilting Arbor Saw (Model 36-920)

- 52" Unifence Saw Guide System (Model 36-906)
- Laminated table and shelf board with adjustable steel support legs
- Extra cast iron extension wing
- Delta Outfeed Table (Model 50-302)
- 31" x 34" Movable Fold Down Table
- 12" x 34" Stationary Table
- Deluxe Uniguard (Model 34-976)
- Aftermarket splitter
- Mobile Base and Extension for 10" Unisaws with 52" Unifence (50-287)
- Original saw inserts (regular and dado)
- 4 saw insert blanks
- Great Condition
- 230VAC
- \$1,200

I am woodworking hobbyist who used this saw mostly to build out the interior of my home back in 1999/2000. The saw has seen very little use in the last 10 years. It has been kept the entire time in my dry, dehumidified basement. I have decided to get back into woodworking again and recently purchased a Saw Stop.

Contact: Jerry Carter JFC5464@AOL.COM



For Sale, Trade, or Wanted

Andy Kuby, riverwoodsturner@gmail.com, is offering:

1. **LED Light as used at TurnOn Chicago!** Only a few left. Get them now while they are still available.
2. A **Ripstrate**, Save your fingers! One Ripstrate available with complete documentation. First \$25 takes it. To be delivered at the Meeting. **N.B. I am informed that we have a motivated seller so take due notice and act accordingly, the editor.**



Items of interest to woodturners for sale,
wanted, trade or free are welcome.
Non-commercial ads only, please.

Events of interest to woodturners are also welcome.
To place an ad, contact Terry McCammon
Terry.W.McCammon@gmail.com

Events

SWAT (SouthWest Association of Turners) The 2015 symposium will be held August 21-23 at the Waco Convention Center, 100 Washington Avenue, Waco, Texas (<http://www.wacocvb.com/conv.asp>).

Turning 2015 (Ohio Valley Woodturners Guild). October 9-11, Higher Ground Conference Center (http://www.ovwg.org/content.aspx?page_id=22&club_id=998512&module_id=155430).

TurnOn! Chicago 2016 The 2016 edition of TurnOn! Chicago has been announced. We will be showcasing details as time matures but mark your calendars for July 21-24, 2016. We will return to The Conference Center of the University of St. Mary of the Lake in Mundelein, IL.



Visit our website
chicagowoodturners.com

**Monthly Meetings
are held on the 2nd
Tuesday of each
month at:**

**Christian Liberty
Academy
502 W Euclid Ave
Arlington Heights,
IL
7:00-10:00 PM**

**Please join us
All are welcome.**

**Membership in the
Chicago Woodturners
is available to anyone
wishing to increase
their turning skills
through education,
discussion and
critique. Annual dues
are \$25.00 for a single
membership and
\$35.00 for a family.
Visit our website for
an application or
contact:**

Julie Basrak

**Membership
Chairman**

The Chicago Woodturners is a chapter of the American Association of Woodturners (AAW). Visit their website for more information.