

As the Wood Turns

NEWSLETTER OF THE
CHICAGO WOODTURNERS ASSOCIATION



30 YEARS OF ART, CRAFT,
TECHNOLOGY, AND
TRADITION.

AAW | AMERICAN ASSOCIATION
OF WOODTURNERS

November Newsletter 2019

Contents

- President's Letter
- Last Month's Meeting
 - Secretary's Report
 - Membership Report
 - Raffle Winners
 - Demonstration Reports
 - Gallery Selections
- CWT News
 - Upcoming Events
 - Calendar for 2019 and 2020
- For Sale, Trade, or Wanted
- Reference
 - Chicago Woodturners Board of Directors and Committee Chairs 2019
 - About Us

President's Curls



November 2019

Elections are here again, and at the November meeting we will be electing new, or renewing the old, President and Secretary. Nominations will be accepted during the meeting. So far only Frank Pagura for Secretary and myself for President have been nominated. Frank and I have been working for you since the beginning of 2018 and would appreciate the opportunity of a second term.

The Chicago Woodturners was in very good shape when Al Miotke handed it over to me in 2018, and I believe the Board of Directors and the members have worked hard to continue this development. We have met, or exceeded, our budget projections each year while maintaining our programs of world class demonstrators, hands-on classes, seminars, school/group programs and member education opportunities. Since the beginning of 2018, thanks to Rich Nye, we have hosted Emmet Kane, Jason Breach, Jacques Vesery Mike Jackofsky, Graeme Priddle, Melissa Engler and others for demos and hands-on classes. Roger Basrak has continued our programs at Palatine, Highland Park and Stevenson High Schools to introduce students to woodturning. We have also been at SOFA, Barrington Rootsfest, Rockler and other venues to demonstrate and promote woodturning, AAW and the Chicago Woodturners. The Ornamental Turning Seminar was held at the Chicago School, and we hosted what we believe was the largest collection of Ornamental Lathes. We have continued our beginning woodturning classes for CWT members with our move to the Chicago School of Woodworking and expanded our offerings through our partnership with the school. We have also continued our improvements to the audio-visual system to enhance the meeting and demonstration experience. The website was acknowledged by the AAW as the second best in 2018, and Scott Barrett has updated it since in a quest for first. We continue to do tool sales and promote opportunities for members.

At the beginning of 2019 we had some unexpected challenges. USML decided to terminate Turn-On Chicago! and Glenn McMurray's business expanded enough that we could no longer use NORMAC for classes and storage. CWT members addressed the issues head-on, and within two months we had a new location for TOC at Pheasant Run and new classroom space in partnership with the Chicago School of Woodworking.

As the Wood Turns

I am honored to have been a small part of the groups of members that worked on all of these projects of the last two years.

Marie Anderson will again be spearheading our annual holiday party, scheduled for the December meeting. Don't come to Christian Liberty, because we will all be at Fox Run. Marie will be assisted by Brenda Miotke. Thank you, Marie and Brenda.

SOFA was November 1-3, where the Chicago Woodturners were again invited to demonstrate woodturning. Marie Anderson, Al Miotke, Roberto Ferrer, Clint Stevens, Mark Jundunian, Jason Clark and I demonstrated on behalf of CWT. Derek Cadmus, Rich Piper, Dawn Herndon-Charles and David Longaker provided technical support. This year we were joined by Jeff Hornung of Walnut Log in Missouri and Greg Gallegos of Natural Selection Studios in Michigan. The show did not seem as well attended as years past, but our booth always had some people new to woodturning, some of whom even stayed past the last demo. Thanks to all who participated.

AAW and Rockler had a Pen Turning event at the Schaumburg Rockler store on Saturday, November 9. This is always a good opportunity to support AAW, promote woodturning and our club in particular. Hope you were able to attend.

Turn on! Chicago.

Be sharp, be safe

Andy

Secretary's Report

Frank Pagura

October 8, 2019 CWT MINUTES

Business meeting 7:00 to 7:30 PM. Gallery 7:30 to 8:15 PM.
 Demonstration 8:30 to 9:30 PM.

Tonight's gallery will be reviewed by Rich Nye.
 The Demo tonight by Roger Basrak "Burl Cap Bowls" was postponed from September.

AAW News

As the Wood Turns

Andy committed the club to provide assistants for Rockler Pen Turning Event on November 9. We have done this before; it is a good chance to promote the club. We need volunteers. A sign-up sheet is on the back table.

SOFA, Al Miotke

November 1-3: SOFA sponsors our booth for woodturning demonstrations. Schedule has been distributed. VIP Passes are available. Help is needed with loading supplies in Andy Kuby's car.

TURN ON CHICAGO, Al Miotke

Plan to attend Coordination Meeting, September 19 at CLA.

The next meeting is scheduled for February 2020.

The committee has decided that purchasing the TVs in lieu of renting would be a good idea.

The board of directors has discussed this and agrees. Approval is required from the membership as this is an expenditure in excess of \$500.

The membership approved an expense of up to \$ 3,000.

PHEASANT RUN July 23-26, 2020

The six featured guest demonstrators have been confirmed and are locked in.

They are:

DAVID ELLSWORTH

MICHAEL HOSALUK

CYNTHIA GIBSON

CHRIS RAMSEY

AVELINO SAMUEL

ERIC LOFSTROM

EDUCATION COMMITTEE REPORT, Rich Hall-Reppen

Two Open Shop days have been scheduled at the Chicago School of Woodworking to make bowls for the Empty Bowls Event at Oakton, October 20 and 27.

Smaller bowl blanks are needed, so please bring them with you when you come.

Mentoring help at the club meetings is needed. Please see Rich to sign up.

We also need to update the mentor list on the website, which should include members who can help with lathe and tool maintenance.

The Education Committee is preparing a number of turning challenges, which will be discussed at the October 24 at CLA.

UPCOMING EVENTS

Holiday Party is scheduled for December 10 at Fox Run, \$20 per person with the club covering the balance. Contact Marie Anderson for further details. Expect an email invitation shortly.

BEADS OF COURAGE

We are in contact with Lurie Hospital and expect to coordinate delivery soon.

PENS FOR TROOPS

Ongoing, Don McCloskey will accept completed pens at all times.

EMPTY BOWLS AT OAKTON

December 7 with set up on December 6.

CWT OUTREACH

Roger Basrak discussed Stevenson High School Event February 4-5, 2020.

A show of hands indicated enough interest to field enough volunteers for both days.

Also, enough demonstrators are available for the Palatine High School Event on November 22. Roger will follow up to coordinate and provide details.

MEMBER NEWS

Women in Turning Exchange held September 5-7, 2019 at Arrowmont. Marie, Dawn, Julie and Cathi attended and gave a report on the experience. Samples of the work they produced were displayed. Look for a comprehensive article from Marie Anderson.

Darrell Rader announced the upcoming auction and sale of his Woodstock house. An email regarding the sale will be sent to the membership. This is definitely the last meeting that he and Marlene will be attending as Illinois residents. The CWT gave both a standing ovation and thanked them for their service since the club beginning.

Louis Skydell is organizing a Tool Sale for spring, March 2020.

Peter D'Attomo announced an upcoming tool auction in Lockport, Illinois in October.

Vessel Challenge: Roughed out vessels from John Eslinger will be raffled off at the November Meeting.

At the February meeting we will have a hollow form challenge where these and other completed vessels will be judged by the members. Cash prizes will be handed out.

Elections will be held in November for President and Secretary. Nominations were made. Frank Pagura was nominated for Secretary (since he was not here) and Andy Kuby was nominated for President (even though he was here)

No other nominations were forthcoming, but the nominations were left open in case someone has a change of heart.

Raffle tickets from Windy City are for sale. The drawing for an acrylic and burl blank will be held next week at their monthly meeting.

Mark McCleary donated a binder with all of the Let's Go for a Spin articles.

Emil Baukert had ash blanks to give away

SAFETY

Frank Pagura is out of the country and will have a new Safety Presentation at the November meeting.

MEMBERSHIP

Stan Herman and Brenda Miotke reported membership to date is 159 with 72 members in attendance tonight. Check details in membership report.

RAFFLE

Sol reported raffle proceeds of \$130. See Raffle report for details.

GALLERY REVIEW by Rich Nye

DEMO by Roger Basrak

Respectfully submitted by Frank Pagura Secretary

.....
Membership Brenda Miotke & Stan Herman
.....

Members present were 72 out of 159 total members.

We welcomed these guests:

- Darin Schneider - Chicago
- Andrew Lauter - Long Grove
- Keith Klug - Plymouth WI

Jim Schmidt - Palatine
 Jim Rose - Elgin
 Tim Turk - Palatine

Winners of tonight's drawing

#308 - Julie Basras
 #311 - Unclaimed
 #343 - Unclaimed
 #320 - Unclaimed

If you have paid your membership dues for 2019 and have not received a membership card yet, contact Brenda Miotke either by email (abMiotke@comcast.net) or at the next meeting.

Although you can join (or pay dues) at any time, dues for Chicago Woodturners cover the calendar year. You may pay dues with cash or a check at any meeting: \$30 for an individual membership or \$40 for a family membership made out to Chicago Woodturners. Thanks! We look forward to seeing you at the next meeting.

Raffle Winners

Sol Aufuso

Walnut Wood	Nathan Wick	Maple Wood & Rockler Gift Certificate	Don Mccloskey
Pre-turned Cherry Bowl	Unclaimed	Turning Blanks	Clint Stevens
Pen Blanks	Nathan Wick	CocoBolo Bottle Opener, donated by Scott Barrett	Don Hamm

Collected \$130

As the Wood Turns

Demonstration Report


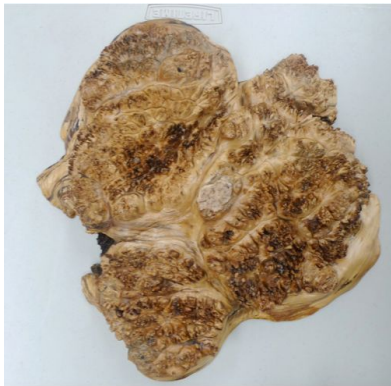
Paul Rosen

Bowl from a Burl Cap



Our demonstrator for October was Roger Basrak. Back in 2010 at the second Turn On, Chicago! symposium, Roger saw a bowl made from a big leaf maple burl cap. It had no foot. But it did have many small “spikes” protruding from its undersurface. Roger was intrigued. How was this bowl made? He thought about it for two years. And finally, he found enough answers to try making one himself.

So what is a burl, and why does it form? A burl looks like a lump or a tumor growing on the side of a tree trunk. If you slice it off with a chainsaw, you will find a wild, swirling grain pattern, which makes it prized by wood turners. No one knows why they form. Insects? Disease? Tree genes gone haywire? Nobody knows for sure. But if you walk through a forest, you can usually spot a few. As for Roger, he gets his from a place in Massachusetts. (Try www.berkshireproducts.com, which is in Sheffield, MA, a firm started in 1987 by a former teacher of woodworking, Alan Zablonkski. Or, go to www.cookwoods.com which is in Klamath Falls, OR.)



Once you have the burl cap, the first step is to make one surface (the one opposite the outside of the tree) flat. You can use a belt sander, or a wide jointer.

As the Wood Turns


Next, you've got to get the bark off. You can soak the piece in water for seven days, and then use a pressure washer. Or you can soak the burl for two days, and then heat it. The idea is to get the bark off, simply because you don't want it flying off while you're turning. Chances are you will find some very sharp spikes or points, where the bark was attached. You will need to round off the sharp parts with a Dremel tool.

Using a compass, lay out the diameter of the bowl you want to turn on the previously



flattened surface. Next, you will need to build a jig for holding the burl. Using two pieces of hard maple or oak, 1 ½ inches thick x 6 inches wide, lap joint the two pieces together to make a right-angle cross. For safety, round-off the corners at the distal tip of each "arm." The length of each piece must be the same, maybe 2 feet long. The maximum length is dictated by the swing on your lathe. Next, cut four more pieces of wood of the same width and thickness, about 4 inches long. Mount each of these perpendicular to the cross at points just beyond the edge of the

burl cap. Use two or three thick (No. 10 or 12), square drive, stainless steel screws. Use hot glue on all mating surfaces, to strengthen the joint. Next, mount the jig on a large faceplate, with the center-point of the faceplate matching the center of the flat you made on the burl. Note: the flat part of the burl cap must face the tail stock.



To secure the burl cap to the jig, you will need to use hot melt glue. Lots of it. And chances are, when you first turn on the lathe, you will get vibration. To solve the vibration problem, Roger's past came in handy. During his 36 years as an educator, he spent time teaching in the auto shop. And one of the skills he imparted to his students was how to balance a tire using lead weights on its rim. There are two types of balance: static and dynamic. Fortunately, discarded lead weights are usually available at retail tire establishments. For static balancing, you let the lathe spin freely (electricity off), and place lead weights on the side of the jig opposite the heavy side. Trial and error is required here, along with lead weights and generous amounts of hot glue.

(For dynamic balancing of a tire, you add weights at 180 degrees opposite the heavy spot,

but at the opposite (inner) rim.) For balancing a burl, you turn on the lathe using a slow (100 rpm) speed, and place the lead weights on the inside of one of the four vertical projections, using trial-and-error.

Once the burl is reasonably secured and balanced on the jig, you can start turning away wood from the flat spot. How fast do you turn? The recommendation is that the burl cap diameter times the lathe rpm should be between 7000 and 9000. So if the burl cap diameter is say, 12 inches, then the lathe rpm should be set between 583 and 750 rpm.

For reasons of safety, use sharp tools, a low rpm, and a face shield. If all goes well and the desired shape is completed, sanded, and finished, you can remove the burl cap from the jig using a heat gun to melt all the hot glue. A warning: removal of all the hot glue is tedious, time consuming, and you can burn your fingers if you're not careful in removing the hot-melt glue. Roger likes to use polyethylene from a spray can for finishing the outside of the bowl cap, opposite the turned surface.



Roger also showed us some burls that had *three* turned depressions, on a single piece! How did he do that? He needed to re-position the face plate, and then re-balance the piece using fresh lead weights and hot-melt glue. In Roger's experience, it takes about two weeks to finish one burl cap bowl. But the good news is, he has never had one fly off his lathe. So now that you know how he does it, are you going to contact that place in Massachusetts to order yourself a big leaf maple burl cap or two?





Gallery

Jason Clark

One of my rules of thumb is that beautiful wood should be matched with simple forms, and more complicated forms should be paired with wood with less figured or even woods that might be called plain. Don Johnston and Dave Bertaud both provided stellar examples of this last month. Don's ambrosia maple platter has a simple form that really shows off the ambrosia streaking in the wood while Dave's figured maple bowl with a subtly undercut rim allows the more subtle crotch figure in the wood to really shine. Both bowls would have been less successful in my opinion had they been adorned with excess beads, burned lines, or if the overall shapes had been overly complicated.



As the Wood Turns



CWT News

Ladies Night at Rockler

Ladies Night at Rockler Bolingbrook is scheduled for Friday evening December 13. This event is specifically designed to provide a supportive environment for women to meet and learn from other women. Marie Anderson and Dawn Herndon-Charles will be mentors for the evening. If you (or any woman in your life) are interested in gaining more knowledge about woodturning, this event is for you (them). This will be the last Ladies Night of 2019, so don't miss it! We are still finalizing the agenda for the evening, and as of this writing, we will discuss the future of Ladies Night (do we want/need to continue these events in 2020?), and Turned Ornaments. We will begin about 5:30 and go until around 8pm. Feel free to bring any turning questions you have, tools you may (or may not) know how to use and your enthusiasm. We'll supply answers to your questions, guidance for you on tools and techniques and double up the enthusiasm back at ya. Hope to see you there! (Sorry guys, this one is ladies only.)

CWT Holiday Gathering

As much as I tried, I just could not give up the job of planning the holiday party. This volunteering thing has its rewards, and the good thing is that there are plenty of opportunities to join in the fun! I hope that all of you will join us in December when we

take the time to just get to know our fellow club members. Oh, and we also enjoy some good food, and give and get presents--and there may be a few other fun things this year. So I encourage all of you to join us! It's guaranteed to be fun...or I will resign!!

We are heading back to Fox Run Golf Links in Elk Grove Village for this year's holiday gathering. The party will take place on our normal meeting night, December 10, from 6:30 - 9:30 with dinner starting about 7:15pm.

The cost to you is \$20/person (CWT is paying the balance). Please bring your spouse or significant other. Don't forget our grab bag gift exchange. Minimum value should be \$20. If you bring a gift you will go home with a gift. The item should be wrapped, and please include your name inside the packaging so that the person who receives the gift will know whom to thank. Homemade items are encouraged! (Remember, if it's something you would like to receive, it's a good bet that someone else would like it too.) In the past, this has included turned items, tools, baked goods, DIY kits, and many other creative items.

Matt will be accepting your cash at the November meeting, or you can mail it to him prior to December 1. Please RSVP to the e-vite as soon as possible (**even if you have already paid!!**) but no later than December 1 so that we have a final count for the caterer.

Hope to see you all there!

Special Raffle at November Meeting

Last year a past member, John Eslinger, generously donated to the club a box of hollow forms that are finished except for final sanding, and desired embellishment and/or finish. These 10 roughed out vessels will all be raffled at the November meeting. Raffle tickets are \$2 each. Winners will pick their chosen piece in the order that numbers are called.



Empty Bowls

As we begin this holiday season, I am reminded of everything we have to be thankful for: home, family and enough food to keep those few extra pounds firmly attached exactly where I least want them. Unfortunately, this is not the case for many of our neighbors. It's a very short distance between comfortable and hungry. In our area, the Northern Illinois Food Bank supports more than 800 local distribution centers. This distribution network each week ensures that more than 71,000 individuals (including seniors and families with children) have a meal on their table. These are unsettling stats that are straight from the NIFB website.

Most of you know that CWT has been supporting the efforts of the Oakton Community College Ceramics Department in their annual Empty Bowls Event for 13 years now. I'm not sure that I can express more clearly how important our participation in this event has become.

Thanks to everyone who participated in the two Empty Bowls workdays at Chicago School of Woodworking in October and especially to Shawn for happily supporting our efforts: Rich Hall Reppen, Jason Clark, Clint Stevens, Rich Piper, Kurt Wolff-Klammer, John Dillon, Marie Anderson, Dawn Herndon-Charles, Andy Kuby, Rich Nye, and Derek Cadmus. Hopefully I didn't miss anyone and if I did, please accept my apologies. We made a lot of shavings and ended up with more than 20 finished (or mostly finished) bowls. For those of you who took your bowls home to finish, please remember to bring them back!

The November meeting is the last club meeting before this event takes place on December 7 from 10am to 2:30pm. So, there you go, now, you have an excellent excuse to get to your lathe. If you are new to turning, try turning a spinning top or a bottle stopper (some of you still have the bottle stopper blanks from last year's holiday party right?) A little more experienced? Ornaments sell like crazy at this event and of course, we accept bowls too! The best size would be in the cereal bowl size. (NOTE: while these do not have to be gallery quality, we ask that any donations be finished pieces that you would be proud to display or use at home.) So, consider this your encouragement to get out to your lathes and turn something to donate for this worthy cause.

Thank you to one and all who have already donated. You are making a difference!

Calendar for 2019-20

November 1-3 - SOFA Chicago, Navy Pier, CWT hosts woodturning demonstration area

December 7 - Empty Bowls Event, CWT participates in Oakton Community College Ceramic Department's fundraising event

January 1, 2020 - Turn On! Chicago 2020 registration opens

June 4-7, 2020 - AAW 34th Annual International Symposium, Louisville, KY

July 23-25, 2020 - Turn-On! Chicago 2020 - Pheasant Run, St.Charles, IL (New Location)

September 17-20, 2020 - Ornamental Turners International Symposium - Pheasant Run

For Sale, Trade, or Wanted

Magnetic Lathe Lights. A limited number of Magnetic Lathe Lights, similar to the ones on all of the Chicago Woodturners demonstration lathes, are available for \$40 each. Contact Andrew Kuby, 847-922-8201 or riverwoodsturner@gmail.com

Chicago Woodturners Board of Directors and Committee Chairs 2019			
President	Andy Kuby	847-922-8201	riverwoodsturner@gmail.com
Vice President	Dave Bertaud	847-878-1285	dtbwoodworks@gmail.com
Secretary & Safety	Frank Pagura	847-524-0231	fpagura@att.net
Treasurer	Matthew Schmitz	847-439-6023	angelhaus@comcast.net
Past President	Al Miotke	847-297-4877	abmiotke@comcast.net
Newsletter Editor	John Whitehurst	847-356-7636	johnswhitehurst@gmail.com
Gallery Review	Jason Clark	480-668-9291	jclark58@gmail.com
Membership	Brenda Miotke Stan Herman	847-682-1176 847-303-0930	bmiotke@jsheld.com stan21@aol.com
Librarian	Robert Schultz	815-245-7495	grislanders@att.net
Webmaster	Scott Barrett	847-420-5155	dr@bdental.net
Raffle	Sol Anfuso	847-963-1994	solanfuso@comcast.net
Tools & Equipment	Don McCloskey	847-420-6978	mccloskey@ameritech.net
Audio-Video Co-Chair	Jerry Kuffel	847-895-1614	tokuffe@gmail.com
Audio-Video Co-Chair	Dawn Herndon-Charles	630-588-8431	dcharlesster@gmail.com
Education	Rich Hall-Reppen	815-648-2197	rhallreppen@yahoo.com
Demonstrations	Rich Nye	630-406-1855	nyewoodturning@earthlink.net



About Us

Membership in the Chicago Woodturners Association is open to all wishing to increase their turning skills through education, discussion and critique. Dues are \$30 for a single membership and \$40 for a family. Visit our website for an application.

Meetings are held on the 2nd Tuesday of each month, 7:00-10:00 PM at Christian Liberty Academy, 502 W. Euclid Ave., Arlington Heights, IL. Please join us. All are welcome.

Chicago Woodturners is a chapter of the American Association of Woodturners. Visit the [website](#) for more information.

As the Wood Turns

www.chicagowoodturners.com

November 2019