



28 years of Art,
Craft, Technology,
and Tradition.



The Monthly newsletter of the Chicago Woodturners

December 2013

Headline News

2013 Holiday Party

December 10



No meeting at Christian Liberty Academy this month. We will pick up with our normal agenda again in January.

To all members who have prepaid with RoseMary Pagura, we will see you at

Rossini di Lucca, "The Great Italian Restaurant"

1280 E. Dundee Road, Palatine, IL

(847) 934-4400

www.rossinidilucca.com

6:30 to 9:30 - dinner will be served at 7:00pm.

There will be a short business meeting to vote on our new officers for the 2014-2015 term. President (Nominee—Al Miotke) and Secretary (Nominee -Marie Anderson)

There will be a gift exchange—Anyone bringing a gift (Recommend a \$10 value) will participate in the exchange and take home a new prized possession.



If you have not done so already, Its now time to renew your membership. \$25 for an individual, \$35 for the family

2013 Meeting Agenda

Month	Gallery Review	Demonstration
Dec	None	None—Christmas Party



President
Scott Barrett

**Thanks to all
the
volunteers
that kept all
our chapter
activities
running
smoothly.**

Presidents Curls

As my term draws to a close I find myself reflecting on what has been and what will be. The Chicago Woodturners Club continues to prosper. Responsibility for this rests squarely on the shoulders of the multitude of volunteers within the membership. Even though it has been a challenge at times to encourage more members to get involved, progress continues to be made in this area. Our newsletter will be under the editorship of Terry McCammon, taking over from Al Miotke our editor for the past 40 plus issues. Our audio-visual department has been aptly handled by Dawn Herndon-Charles and Jerry Kuffel. This represents a small sample of our members helping to improve the CWT experience.

Never is the importance of getting involved more important than during our bi-annual symposium. Turn-On! Chicago 2014 will require the dedicated efforts of nearly 40-50 members. This event is the singularly most important boost to our education program. The funds derived from the registration fees and auction is the fuel that drives the many activities of the CWT. It is the responsibility of each member to make a contribution to insure that the 2014 TOC is a resounding success.

My final role as president will take place Tuesday December 10 at our annual Holiday party. This will take place at the Rossini di Lucci restaurant. Elections for President and Secretary will take place prior to the festivities. Al Miotke and Marie Anderson respectively are ready to take the helm, and will undoubtedly do a fantastic job.

Thanks to everyone for your support and for seeing me through the past two years. Our club is in good hands and will continue to grow and improve with our new officers. I will now turn my attention to support of Al and registration for Turn-On! Chicago 2014.

A handwritten signature in black ink that reads "Scott Barrett". The signature is written in a cursive, flowing style.

November Meeting Minutes

Clint Stevens

On November 12th, Scott Barrett welcomed the assembled members to the last regular meeting of the Chicago Woodturners under his presidency. Scott announced that the next CWT meeting would be our annual holiday party on December 10th. It will be held at Rossini di Lucca, 1280 E. Dundee Road in Palatine. The party will be between 6:30 and 9:30. Dinner should roll out about 7:00. Payment and registration is required so that the restaurant will know how many dinners to prepare. The fee is \$15 per person.

Our retiring newsletter editor and current presidential candidate Al Miotke introduced Terry McCammon as our new newsletter editor beginning in January.

There will be one business matter during next month's party. We will hold a quick election to consider Al Miotke for President and Marie Anderson for Secretary. Chances are this will be a quick procedure.

Scott also reviewed the AAW's new scholarship program. The AAW is providing a number of tuitions to Arrowmont (\$550 per award) and John C. Cambell (\$594 per award) schools for AAW members. CWT must forward applications to the AAW by November 15th. Scott will be forwarding three nominees to the AAW. The sitting board members met after the Gallery Review to finalize the nominations.

Don McClosky asked (for the last time this year) for bowls for the Empty Bowls event. It will be held at Oakton Community College on December 7th between 10am and 2pm. Let's make our 7th year of participation a memorable one.

The next installment of Turn On Chicago (TOC) will be held next August 15th through 17th. Andy Kuby updated the members on what goes on during this symposium held at Saint Mary's of the Lake. We have a number of demonstrators as listed on the CWT website. Andy also announced that Rockler is asking for CWT members to periodically give turning demonstrations during Saturday store hours beginning in December.

Scott announced three demonstrations for 2014. Richard Nye was acknowledged and given warm applause for his dedication in lining up such a great schedule of professional demonstrators during this year.

Darrell Rader asked for interest in mentoring sessions to be held on the Saturday the 16th of November. Open shops will be provided by Darrell Rader and Clint Stevens.

Roger Basrak introduced Dick Miller, a guest from Saint Paul. We have 194 members, 51 in attendance tonight. Roger also gave away door prize items.

Scott Barrett gave thanks to the membership for their support for CWT and him during his presidency. He also asked members to thank the other officers for their work on behalf of the club. A good idea since this is all the payment they will receive for their efforts.

Chuck Svazas held a drawing for spectacular prizes that would warm any woodturner's heart.

Darrell Rader gave a thorough and insightful review of the instant gallery.

Bill Robb graced the members with a demonstration on segmented construction methods and jigs for making segmented holiday ornaments.

CWT News

Raffle

Chuck Svazas

November Raffle Winners

Vince Robisch—18V cordless drill and light
George Clos—Cherry Blanks
Chuck Svazas— Pen Blanks and glass tubes
Frank Pagura—magnetic bar tool holder
Larry Fabian—\$25 craft supply certificate
Robert Schultz—bolt action pen—bring back item

No December Raffle

Winning Tickets
224462 & 224360

Bring winning tickets to the
January meeting

Total September raffle collection \$168

Membership report

Julie & Roger Basrak

There are currently 194 members of CWT. At the November meeting, 61 members were present. There was one guest, Nick Miller from St. Paul (guest of Don Felch).

You may remember that we set a goal of having 75% of our members paid for 2014 by the end of the year. We currently have 58 of the 194 members who have paid. That's approximately 30% of our members. We're hoping another 87 members will pay their dues at the December holiday party/meeting OR send them to me at

Julie Basrak
563 W. Ruhl Rd.
Palatine, IL

Dues have remained \$25 for single membership and \$35 for family membership for quite a few years. That's quite a bargain! Checks should be made out to "Chicago Woodturners".


If you chose to pay dues at the December holiday party, please place them in an envelope marked with your name and current address. Also, please indicate if there has been a change in address, phone number or e-mail address in the past year. This information goes into the database, which is sent to our webmaster, which helps to ensure that you receive emails and links to the newsletter.

Thanks for your cooperation!

Open Segmented Demo Review


Clint Stevens

Finally, we got a demonstration by nice guy Bill Robb. He is an accomplished segmented woodturner. Just in time for holiday turning he demonstrated construction of elegant open segmented holiday ornaments.



Like a trusted Sherpa, Bill guided us through the tricky planning and construction challenges. Questions asked at the beginning of a project might be what is the shape of the sphere? Is it to be open segmented? What about the size of tenons which will support the finials on either end of the sphere? One advantage segmented turners have in making ornaments is that the empty space in the sphere is constructed, not hollowed from a solid piece of wood.

Laying out the segments is a critical part of planning. As an example, if the segmented turning is to be divided into 12 sections per ring, each segment will be cut at 30° ($360^\circ \div 12$). If the turning is to be open segmented the sections must be reduced by a third (10° off, 20° remaining). Divide the result by 2 and the cut angle must be set to only 10° . See? It's great to have a guide.



Bill was full of very helpful hints designed to make the process of segmented turning much easier. Of course the cut and assembled segments can and should be engineered to have a uniform grain direction that runs perpendicularly from the lathe bed. This keeps the piece from coming apart as the wood naturally swells and contracts. An added benefit is that the turner is always cutting face grain. None of that tricky transition to end grain.

When the turning is designed (all turnings should be designed, all segmented turnings must be designed) the woodturner will know exactly how many individual segments must be cut and prepared. When preparing his segments, Bill puts his staves together for a gang cut. This means that if there are 150 pieces in the

turning, and they are prepared in a gang of three, there are only 50 cuts necessary. This also cuts down on the tear out inherent to cutting pieces one at a time.

Bill introduced us to three jigs very useful to segmented woodturners. The first of these is the Distol jig, popular in medical circles and adapted for woodturning. Doctors use it to help set particularly nasty bone fractures. Woodturners use it to control particularly cumbersome small stacked segments. Although this is not a favorite jig of Bill's, it is effective at what it does.



Another Bill, Bill Smith is a woodturner who advocates use of a positioning wheel to accurately glue up segments on the lathe with exact spaces in between. When segments are glued and make another ring, they are sanded flat and are ready to receive the next ring. Bill Smith's jig uses different indexing wheels depending on the number of segments in the ring.

Bill Robb's final jig is for cutting precise segments on the bandsaw. It features a threaded nut to precisely adjust the length of the segments. One of the cardinal rules of segmented turning is precision in the angle and length of individual segments. Careful turners will prepare a few extra pieces, just in case the woodturning demons demand a small sacrifice.

Bill Robb continues the traditional meticulousness care demanded by this wing of woodturning art. Our gratitude to Bill Robb for his generous demonstration. My personal thanks to Bill for allowing me to return to my beloved favorite job of reviewing demonstrations for the Chicago Woodturners, even if just for this brief piece.



Bonnie Klein Demo

Clint Stevens

Bonnie Klein visited the Chicago Woodturners (CWT) on November 9th. Bonnie is one of those woodturners that I would love to have met when starting this craft. Her unique insight and teaching skills can get beginning woodturners off to a screaming start. In fact she has properly launched untold numbers of young turners. Fortunately she is just as good at teaching woodturners who are only young at heart.



Bonnie is a thrifty woodturner and has shown how to sharpen with simple MDF jigs and buff with a small buffing wheel held on her lathe by an arbor. These are the

techniques that appeal to us frugal craftsmen.

If you are anything like me, and I know I am, your chatter tool is very good at making grooves in the turning rather than chattering. Since Bonnie is a black belt at chatter she gave us the secrets of chattering:

- The chatter tool must be held perpendicular to the face of the turning.
- The path of the tool is always 7:30 (am or pm, your choice).
- Close the angle of the chatter tool and face of the work a bit to allow the spring to flutter.
- Pick evenly dense grained wood for your project.
- Chatter at about 3,000 rpm (Bonnie likes speed).

Well, these aren't secrets any longer. Bonnie encouraged defining the boundaries of chatter work with small grooves at the beginning and end of the work and using color from felt pens to set them off.

Bonnie then one upped herself by showing that it's possible to put a spiral chatter on the side of a turned egg. The secret (good thing I'm not trusted with many secrets, isn't it?) is to turn the connecting portion so narrow that the egg vibrates as you texture it.



One of the skills Bonnie uses is managing speed safely to get great finish cuts on her turnings. Speed is fine as long as the diameter of the turning (in inches) times the lathe speed (rpm) less than about 7,000. She makes this happen by mounting the turnings onto small glue blocks fixed with a threaded nut on the spindle end. Needless to say it's a good idea to have the threads on the nut match that on the spindle.

With chatter work skills well explained, Bonnie delighted her audience by making one of her renowned spin top boxes. There was much joy. This box was constructed from a rather large dowel, with the help of the Bonnie Klein Threading Jig (visit bonnieklein.com for more information). Threading is an art form which involves cutting the threads two or three times, and reinforcing them with small amounts of cyanoacrylate glue, careful fitting, and large amounts of practice.

By the way, Bonnie has loaded her web site with many "handouts" that teach her step by step methods of creating many projects including the spin top boxes.



Bonnie does dabble in acrylic and bone boxes too. Yes, turned bone boxes. Delving into such craft is as much mystery as craft. It involves boiling and bleaching (hydrogen peroxide only) the bones. Take it from me, the results are beautiful but the mess and smell may send you screaming back to the comfort of wood.

No doubt about it, Bonnie Klein is a true artist and educator. It's been my pleasure to see her demonstrate and teach a few times. It's never the same twice and I learned something new every time. With any luck at all we will be able to host Bonnie several more times in the future. Thanks Bonnie, you ignited many artistic fires at CWT, and we can't wait for you to come back soon.



AAW "Photo's of the Week" in November



Week of November 11—Sweetgum



Week of November 25



Week of November 18—Maple

©DOUGLAS J FISHER

Chicago Woodturners Board of Directors and Committee Chairs 2013

President	Scott Barrett	847-562-9121	dr@bdental.net	46 Bridlewood Lane	Northbrook, IL 60062
Vice President	Don McCloskey	847-420-6978	mccloskey@ameritech.net	2028 Gilboa Ave.	Zion, IL 60099
Secretary	Clint Stevens	773-852-5023	clint.stevens@comcast.net	1635 S. Chesterfield	Arlington Hgts, IL 60005
Treasurer	Rosemary Pagura	847-524-0231	rosepagu@gmail.com	944 Wisconsin Lane	Elk Grove , IL 60007
Past President	Phil Brooks	847-400-4539	philbrooks32@gmail.com	1052 Cheswick Dr	Gurnee, IL 60031
Newsletter Editor	Al Miotke	847-297-4877	alan.miotke@chamberlain.com	920 Sumac Lane	Mt. Prospect, IL 60056
Membership	Julie Basrak	847-358-2708	cwtjulie@hotmail.com	563 West Ruhl Road	Palatine, IL 60074
Librarian	Robert Schultz	815-245-7495	grisllakers@att.net	2819 South River road	McHenry, IL 60051
WebMaster	Mark Dreyer	630-406-9360	mg_dreyer@yahoo.com	1070 Sonoma Lane	Aurora, IL 60502
Raffle	Chuck Svazas	708-482-3866	csvazas@sbcglobal.net	707 Bransdale Rd	LaGrange Park, IL 60526
Tools & Equipment	Don McCloskey	847-420-6978	mccloskey@ameritech.net	2028 Gilboa Ave.	Zion, IL 60099
Set-up / Clean-up	Duane Painter	224-643-7696	duane.painter@comcast.net	25680 Lehmann blvd	Lake Villa, IL 60046
Audio & Video	Ian Kuhn	312-213-3772	ian@dmbroad.org	1510 Dale Dr.	Elgin, IL 60120
Educational Committee	Darrell Rader	815-648-2197	d.rader@woodfineart.com	10703 Allendale Rd.,	Woodstock, IL 60098
Demonstrations	Rich Nye	630-406-1855	nyewoodturning@earthlink.net	40W257 Seavey Road	Batavia, IL 60510

Changing of the Guard

Al Miotke

Its been a real pleasure to serve the Chicago Woodturners these last 4 years at the newsletter editor. 45 issues to be exact, not that I'm counting!. Its been a great experience and gave me an opportunity to get to know many of the club members, keep informed about what is going on in our club, other AAW chapters, as well as our national organization. Many of you will recall that my predecessor, Paul Shotola, raised the level of excellence of our newsletter and two months after I took over as editor in 2010, Paul received 1st place for the best AAW newsletter of the year out of over 300 chapters. My goal has been to maintain the standard set by Paul. Hopefully, I achieved that goal. Although I believe we have an excellent newsletter, I also encourage you scan some of the other top newsletters in the country. There is a wealth of educational information published in the form of demo reviews, tool reviews, and tips and tricks to name just a few. To find some of the best AAW chapter newsletters, go to the AAW website(www.woodturner.org) and search for "newsletter hall of fame".

As I leave this position, I have to thank all of you that have been contributing articles or contacting me with woodturning news events. There are so many of you that I can't begin to mention names. Just know that I have appreciated all your help and on-time delivery so the newsletter could be published consistently 1 week before the meeting. I've always said that our newsletter is only as good at the members writing articles and keeping me up to date on what's going on.

Finally, Thanks to Terry McCammon for taking over this important role for our club. I know I'm leaving the newsletter in good hands and you will definitely see me back as a writer for Terry.

It has been a real pleasure

Thanks

Thanks to Chuck Svazas for this donation of 77 pens to the Pens for Troops Program— See Don McCloskey if your interested in making a donation.



Member's Gallery

November Gallery



Marty Knapp—Maple



Mark Dryer—Maple



Rich Nye—Madrone Burl



Don Steklac, Poplar



Bill Brown—Walnut



Larry Fabian—Pine

Member's Gallery



Rich Nye—Walnut

November Gallery



David Bertaud



Roberto Ferrer—Ash



Rich Nye—Plastec



Bill Brown—Walnut



Bob Leonard—Hickory

Member's Gallery



Darrel Rader—Bubinga, boxelder, Maple




Rich Nye—Mango



Roy Lindley—Walnut

November Gallery

Editor's Choice



Doug Fusion—Cherry



Clint Stevens—Maple



Siegfried Schrieber—Cherry

Editor's Choice

These pieces by Doug are referred to as streptohedrons and are made by turning a form to very specific symmetrical dimensions, splitting it in half and putting the halves back together with one half turned 90 degrees. It you did it correctly, all the edges will match up. It's a technique that requires excellent tool control and layout accuracy and Doug nailed it. So Doug gets my final pick as editor.

If your interested in this technique there are some good videos on Youtube that will get you started.

I'll make my personal selection each month. You might agree or not, it's a democracy, but I'm the Editor.

Member's Gallery



Roberto Ferrer—Red Oak

November Gallery



Larry Fabian –Capstones



David Bertaud—Padauk



Marty Knapp—Hickory



Dawn Hernden– Charles—Walnut



Larry Fabian—Hard Maple

Member's Gallery



Darrel Radar—Walnut

November Gallery



Don Johnston—Maple



Vince Robisch—Oak



Rich Nye—Big Leaf Maple



Al Miotke—Maple, Wenge

For Sale, Trade, or Wanted

Contact the Editor to post your items



Binh Pho is offering Holiday Gift boxes featuring his book *Shadow of the Turning* in 4 options from \$300 for the Premium set to the standard set for \$100. Perfect for any wood art enthusiast. Other items are also available and shown on the right. For more information or to place your order visit the website: www.shadowoftheturning.com

or

<https://www.facebook.com/binhphoart>

Limited Edition 2013 Christmas Holiday Items

- **Shadow of the Turning Pen and box:** Maple Box and pen designed and hand painted by Binh Pho, with the roller ball pen, turned by Jerry Sambrook in fiddle back maple with gold trim. \$250.
 - **Shadow of The Turning book** - an epic journey to restore the balance of the world, created in collaboration with writer and curator Kevin Wallace, featuring work created in collaboration with an array of international artists. Hardbound: \$60. Softbound: \$40.
 - **River of Destiny: The Life and Work of Binh Pho** – an autobiography written by Kevin Wallace that shares Binh Pho’s journey to find freedom. Softbound: \$35
 - **Destiny Journal** – a 60 pages journal, based on the books Shadow of The Turning and River of Destiny, designed to allow individuals to record their own dreams, journey, transformation and life. \$20.
 - **Set of Greeting Cards** - 12 full color cards, featuring works by Binh Pho, with envelopes. \$15.
 - **Shadow of the Turning T-shirt** – A beautifully designed t-shirt, celebrating the current book and exhibition, \$20
- Each box set will include random Bonus Items, including a custom design iPhone 4 cover and Shadow of The Turning Museum exhibition DVD



JOINTER- Delta 6”, spare new knives, bench top with wooden stand, fresh bearings. \$100

Tenoning Jig for Table Saw, new in box, never used, Woodcraft 144755, retail \$95, sell \$45

Air Compressor, WW Grainger, 2hp, similar to Campbell-Hausfield 1NN5F, wired 220, can switch to 110v, portable, wooden case for noise reduction \$75

Worksharp WS3000 Sharpening Station, all extras, as new \$45

Vicmarc “Cole Type” chuck jaws, 385mm, retail \$106, sell \$55

Lost my storage, in a smaller shop now, tools are in Plainfield, photos available.

Contact Paul Shotola 847-226-2817, p.shotola@comcast.net

For Sale, Trade, or Wanted

Contact the Editor to post your items



Porter-Cable, model 55160, OmniJig, 16" (406) Dovetail machine and Dewalt mobile stand. \$500 NEW. Never used

Delta AP100 Triangular Air Cleaner & Work Light. Like new condition. \$175

Delta JT160 Shop master 6" Bench top Jointer, granite top, HSS insert cutter head. Like new condition. \$150

Contact Gary Noffke at:

410-404 2649 –Elmhurst, Illinois



3 LATHES FOR SALE

GENERAL MAXI-VS+ 3/4 HP
12" OVER CENTER
17 5/16 BETWEEN CENTERS
VARIABLE SPEED
\$275.

JET MINI LATHE
VARIABLE SPEED
MODEL # JML 1014VS
10" over center
\$250

ONE-WAY 2436
1.5 HP
24' OVER CENTER
extended bed
3 faceplates
strong hold chuck
3 heavy duty moving wheels
large tool rest arm
coring blades for bowl cutter
vacuum chuck and compressor
\$3500

contact:
Richard & Bridget Zemlo
608 897 9087 608 897 6348
bezemlo@yahoo.com
Brodhead, WI

Items of interest to woodturners for sale, wanted, trade or free are welcome.
Non-commercial ads only, please.
Events of interest to woodturners are also welcome
To place an ad, contact Al Miotke at 847-297-4877
or email at alan.miotke@chamberlain.com

Events

AAW symposium June 13-15, 2014

See AAW website for details www.woodturner.org

Tennessee Association of Woodturners 27th Symposium

Jan 31-Feb 1 , 2014

Franklin, TN, for details visit: tnwoodturners.org/symposium/

35th Annual Utah Woodturning Symposium , May 15-17, 2014

Orem, UT for details visit: www.utahwoodturning.com/

Turn-On Chicago 2014 August 15-17, 2014
Conference Center at the University of Saint Mary of
the Lake
Mundelein, Illinois.

4th Segmenting Symposium, October 16-19, 2014

San Antonio, Texas at the Drury Plaza Hotel



Visit our website

Monthly Meetings
are held on the 2nd
Tuesday of each
month at:

Christian Liberty
Academy
502 W Euclid Ave
Arlington Heights,
IL
7:00-10:00 PM

Please join us
All are welcome.

chicagowoodturners.com

Membership in the
Chicago Woodturners
is available to anyone
wishing to increase
their turning skills
through education,
discussion and
critique. Annual dues
are \$25.00 for a single
membership and
\$35.00 for a family.
Visit our website for
an application or
contact:

Julie Basrak

Membership
Chairman

The Chicago Woodturners is
a chapter of the American
Association of Woodturners
(AAW). Visit their website for
more information.

www.woodturner.org