



As the Wood Turns

February, 2023

Vol. 35, Issue No. 2

Chicago Woodturners Newsletter

A chapter of the American Association of Woodturners

Inside this issue:

Editor's Corner	2
President's Curls	3
January Minutes	4
Interactive Demo	5
YouTube Review	6-7
Women in Turning	8
Classes in February	8-9
The Inkwell	10
MPG News	13
Last Cut	14
AAW News	15

Sowing the Seeds of Inspiration at CWT Demonstrations

Chicago Woodturners host a turning demonstrations each month. This beloved feature educates and gives members an appreciation for the talents of fellow members.

The benefits of these demonstrations go far beyond the project being presented. This month's demonstration is a prime example. Kurt Wolff-Klammer presented a well received show on how to construct a natural edge bottle stopper.

Although I enjoyed the demonstration it's unlikely that I will turn another bottle stopper for quite some time. Even so, Kurt's method of holding the blank without harming the uneven bottle stopper top was impressive.

Unknown to Kurt, he had taught me how to modify and apply his methods to a turned box. Thus inspired, I gave it a try in my own



Natural Edge Bottle Stoppers, Kurt Wolff-Klammer

shop and was pleased with the natural edge results. Now I have additional ideas for my next attempt. Kurt taught us much more than how to make bottle stoppers. We learned layout, drilling and mounting methods that apply to many other different projects.

The takeaway is that even if we don't make the project demonstrated, we pick up techniques that can apply to other projects.

The Chicago Woodturners is an educational club and we are all the educators. When you are asked to present a live demonstration please smile and say "Well, I would be delighted." Know that you are adding know-how arrows to the talent quivers of every member lucky enough to see your demonstration.

Thank you Kurt and thanks to all who share their talents with us through club demonstrations. We are all richer for it.

Clint Stevens

Special points of interest:

- AAW Symposium 2023
Louisville, Kentucky
- Elburn Library Woodturners Display
- 2023 Midwest Penturner's Gathering (MPG)

CWT MEETING

Tuesday Feb 14, 2023

7 pm to 10 PM

Zoom only



Natural Edge Lidded Box, Clint Stevens

Editor's Corner | *Phil Moy*

In this issue, CWT launches a new era with Rich Hall-Reppen at the helm of CWT.

Pre-spring cleaning is a great idea, not only to reorganize your shop, but to make it a safer environment as Frank Pagura reports. It also gives you a fresh perspective on new ideas for your turning projects. You find some tools that you bought some time ago, and never had a chance to use it.

We look forward to Laurent Niclot's demo, check out his website before the February CWT meeting - www.lauren-niclot.com You'll get an idea of what's beyond brown and round. And he'll teach you how to get there this month at the Chicago School of Woodworking (class and registration information on page 9).

I also troubleshoot the dreaded "Out of Round" problem that somethings pops up when you least expect it. The Inkwell analyzes why this may happen to you!

Here's a list of ideas:

- Levels of turning techniques
- Multi-axis turning
- Segmented bowls, vessels and pens
- Small turnings
- Writing instruments
- Piercing
- Carving
- Coloring
- Ebonizing
- Wood finishes
- Woodshop layout
- Equipment reviews
- Professional woodworkers
- Creating a woodturning business

What's on your mind? We want to know what you want to learn!

Phil



THE TREE

If I had a choice, I would come back and live my new life as a tree!

Just think, you would have a place where you could put down roots,

You would have a trunk but no need to travel, time schedules and rushing about.

The fruits of your labor would germinate, grow and mature, and you would give them away for nothing.

Also, your trunk grows mostly upward and very little outward.

You would work hard in spring and summer sleep soundly the rest of the year!

With luck you'll befriend a woodturner, then, your best parts will become a tribute to your life and make you practically immortal.

Frank Pagura, woodturner



Letters to the Editor

Comments or ideas? *Send them to the Editor!*

P.S. My mailbox is empty most of the time! Email them to:
phil@windycitywoodturnings.com

As the Wood Turns is a monthly publication of the Chicago Woodturners, a Chapter of the American Association of Woodturners.

President, Rich Hall-Reppen

Vice President, Rich Nye

Treasurer, Mike Canfield

Secretary, Frank Pagura

Newsletter Editor, Phil Moy

Contributing Editors: Clint Stevens,

Adam Didech, Marie Anderson

Email: phil@windycityturnings.com


Website: chicagowoodturners.com



Est. 1988

CWT MEETING

Tuesday February 14, 2023



<https://us02web.zoom.us/j/87367987736>

Passcode 602736

Note: There is NO in person gathering for the club meeting February!

President's Curls | *Rich Hall-Reppen*

February, 2023



Our meeting this month features Laurent Niclot, an up and coming woodturner who started his career in France and now lives in Colorado working for one of our previous Turn on Chicago presenters, Trent Bosch. I know I am

looking forward to Laurent's demo. I've always wondered how he gets those tea pots of various sizes to stick together once he's turned and carved them.

The Board of Directors of CWT met on January 19 via zoom. Rich Nye was approved as our new Vice President, replacing me (I checked I can't hold both the VP and the President positions, thankfully). Thank Rich Nye when you next see him. The VP position books all of our meeting demonstrators and Gallery Reviewers. Rich has already booked most of the demonstrators through June and has just about finished the Gallery Reviewers, too. We plan to have each Professional Demonstrator do the meeting demo in the month they will be in town for classes so that all of our members can benefit from the presenter's demonstration even if they cannot attend one of the classes.

You should have received the minutes from the Board meeting along with the 2022 Actual Income statement for the CWT and the 2023 Preliminary Budget via email. At the end of the 2022, the CWT had about \$75,000 in the bank and owned 2 Powermatic 3520 lathes, 7 Jet 1642 lathes, a couple of bandsaws and a number of mini lathes and other turning equipment. Since we are a non-profit educational club, we have to increase our Community Outreach spending to maintain our non-profit status. If anybody has any questions or comments about the income statement and budget, please send me an email or give me a call.

The Board also approved a number of administrative items including hiring a new CPA who specializes in non-profit organizations to file our annual tax returns with the IRS and the State of Illinois and updating our Bank with signatures

for who can sign checks in accordance with our Bylaws for the new officers. The Board also approved having Turn on Chicago in 2024 and, Kurt Wolff-Klammer has agreed to co-chair with Al Miotke. Thank Al and Kurt for their help the next time you see them and tell them what you can volunteer for at TOC 2024.

We are also in the process of adding Open Shop Days at the Chicago School of Woodworking so that our members can use all of the CWT equipment setup at the school. Rich Nye and Andy Kuby are heading up a committee to solicit comments and concerns from our members and work with Shaun at the Chicago School of Woodworking to make sure we have a safe and productive Open Shop Days. If anybody has any comments, suggestions, concerns let Rich and Andy know. We hope to get this setup within the next couple of months.

The Midwest Pen Gathering is coming up on April 21 and 22 in Hoffman Estates. Cost is \$49 for both days. A number of our fellow CWT members are going to be demonstrating. Let Mark Dreyer know if you have any questions. And, the AAW Symposium in Louisville from June 1 to 4th is open for registration. The Club will once again put together a group registration that will reduce the AAW member cost from \$355 to \$315. We are awaiting full details from the AAW, and expect to have that shortly. We expect the deadline to be around April 1. We'll send out an email with full details. If anybody wants to manage the group reservation, let me know.

Rich

PS. I still need to follow my advice from the January President's Curls and clean up my shop!

January Minutes | *Frank Pagura*



- Rich Hall-Reppen began the meeting by introducing himself as our new president, so starts the Hall-Reppen administration.
- Scott Barrett is going to be our gallery reviewer and Kurt Wolf Klammer is going to demonstrate his Natural Edge Bottle Stoppers.
- This meeting is a hybrid meeting with members joining us on-line.
- Rich announced that the CWT February meeting is going to be on Zoom, it is going to be easier to be virtual because it will include a virtual demo by Laurent Niclot. Laurent will show us what he will demonstrate in his three days hand-on classes, February 26-28.

WIT news

The WIT Exchange is going to be on February 1, 2023

Member News.

- Beginning Spindle Turning class, to be held at the Chicago School of Woodworking, will be on April 1, 2023.
 - The Bowl turning class will follow on April 15, 2023.
- Classes will begin at 9:00 am and end at 4:00 pm. The cost is \$ 60. Per each class.
- The Midwest Pen Gathering will take place on April 22-23, 2023
 - Rich Nye has accepted the appointment and will be our new Vice President.

Focus on the arts.

This event will return, after Covid cancellations and will take place in April 2023. Set up on April 17 and classes on the 19 and 20. Check with Andy to sign up for your assignment.

Membership

There were 42 people in attendance at the meeting with another 13 on the Zoom call. We had two guests in attendance...Sharon Wussow from Glen Ellyn and Phil Reitz from Evanston.

CWT Website

Andy Kuby has taken on the responsibility of webmaster. He and Scott are working on a smooth transition. A great thankyou to Scott is due for his long-time service to the club as the Website Guru.

Pen for Troops.

Dave Warren announced that a shipment of completed pens is being mailed out. He also will have a new shipment of pen kits in with in days. So, talk to him if you need blanks and kits, work has already started to prepare for the next batch of pens and your help would be appreciated.

Safety Presentation

Frank reported of news about a woodturner who was found dead in Marrero, LA. Apparently, Father Jimmy Jeanfrau, a catholic priest in Marrero, LA was discovered next to his wood lathe by staff in the morning. We do not have adequate information, except to the coroner preliminary report that the cause of death was blunt trauma. In any event it is a stark reminder that working alone late into the night, with no one aware of your whereabouts should be avoided. Frank will report if additional pertinent details are learned. In addition, a First Aid kit was raffled off to tonight attending members. This was a blatant excuse to remind everyone of the importance of having an accessible well stocked First Aid kit in your workshop.

Interactive Demonstration

Read all about Kurt's Demo in the Interactive Demo article (page 6) in this newsletter.

- 15 minutes break



Instant Gallery

Review by Scott Barrett.

Meeting adjourned at 9:15

Dutifully submitted by Frank Pagura, Secretary

Kicking off 2023 CWT meetings



Clockwise: Rich Hall-Reppen kicks off his presidency, Brenda Miotke mans the registration and membership booth, Andy Kuby and Mark Jundanian supply AV expertise, Andy Kuby talks about the joys of being Webmaster, Al Miotke describes classes at CWT, Frank Pagura delivers the Safety Report

Left, Marcie Jundanian and Rich Piper take inventory of the CWT toolchest, Above, rapt attention from the attendees, prepping for the Interactive demo by Kurt Wolf-Klammer

Instant Gallery | Scott Barrett



Scott Barrett



Frank Pagura



Rich Nye



Al Miotke

Scott Barrett took the helm as reviewer for Instant Gallery as once again CWT woodturners showed off their depth and skills with an impressive show of work. The entire January Instant Gallery collection can be found on the CWT website!

Interactive Demonstration | *Clint Stevens*

Natural Edge Bottle Stoppers

We all know that bottle stoppers are a woodturning staple familiar to all. Most of us have tried our hand at creating them. Regardless of the various methods of preparing and turning the blank, there is a point at which it must be mounted between centers. However, if the blank has an irregular surface on top, how can it be held? In our January meeting, Kurt Wolff-Klammer showed us two ways to get that job done.

The first method requires the stopper blank to have two parallel sides. As such, it can fit into a drill vise with the top of the blank upside down so that it is held with the blank bottom facing up. A Forstner bit is used in the drill press to dress a flat surface. Make sure that the diameter of the bit is



larger than the selected stopper. Now that a flat surface has been established, change the forstner bit for the appropriate size drill bit to make a pilot hole to be tapped later.

The second method is to mount the blank on the lathe with a chuck. This method is quicker than using the drill press but requires the blank to have four square sides adjacent to the natural edge side. The blank is inserted into the chuck with the natural edge side toward the headstock. Flatten the exposed side with your favorite woodturning tool. Once flat (slightly concave is better) it can be drilled with a bit held in a Jacobs chuck in the tailstock.

Whether the blank is drilled in a vise on a drill press or on a lathe, the pilot hole should be drilled to accept the tap to be used. A short stub drill bit is preferable because it will not wander the way a longer drill bit



can.

Once the pilot hole has been drilled, the blank must be tapped by one of two means. Both methods require a tap that matches the thread size of the bottle stopper to be used.

The first is with a traditional spiral tap. The tap is held in a T-handled tap wrench and tapped by hand. The second method is to use a self tapping mandrel such as sold by Niles Bottle Stoppers.



Kurt avoids chrome plated bottle stoppers in favor of stainless steel bottle stoppers sold by Niles and

better retailers. (www.stainlessbottlestoppers.com) Let's face it, chrome has an inferior look and doesn't wear as well as stainless steel.

Once tapped and mounted on the lathe, turn the blank to the proper shape. Kurt's bottle stoppers tend to accentuate the desired natural edge element. Kurt finishes his bottle stoppers with EEE Ultra Shine.

We have all heard the joke about woodturners not needing a bottle stopper because we never leave anything in the bottle. A natural edge bottle stopper might just tempt us to leave a little bit in the bottle. The right bottle stopper can make your leftover brown bag wine from your cellar of shame look like top shelf cabernet.

Thanks Kurt, we raise our glasses to you!



Kurt Wolff-Klammer

Meet the Woodturner | *David Warren*

Dave is relatively new to our group having joined in May of 2019. His pieces have been in Instant Gallery, including his whimsical creatures made of pen parts (below). He's been doing pens, rings and even tunings using parts from a skateboard.

He's also managed our Pens for Troops effort for the club, and at Turn-On! Chicago.

Dave has been turning for roughly 5 years. Dave enjoys everything about turning. He would like to hone his skills a bit by learning to use a skew as well as some other more traditional woodturning tools.

Dave enjoys looking at everyone's pieces but he has a favorite turner right in our own group – Frank Pagura. He really likes the avenues that Frank takes to produce some amazing pieces.

Dave has attended a few of our local symposiums but hopes to attend an AAW National Symposium when he can.


Dave has a nice workshop in his basement. Once the basement was finished it became a workshop. Dave has a Harbor Freight lathe, he has a few complaints about the noise and the speed, but it does the job for now. He is working towards finding a new lathe in the future.

Dave's other hobbies include music. His current music choices are metal and Japanese music. Dave also likes the art of origami.

Dave's pen turning has opened his eyes to what is possible going forward.

We are happy to have Dave as part of our group and it was fun for me to "Meet the Turner". Dave's Instagram is @zzen420

Brenda Miotke

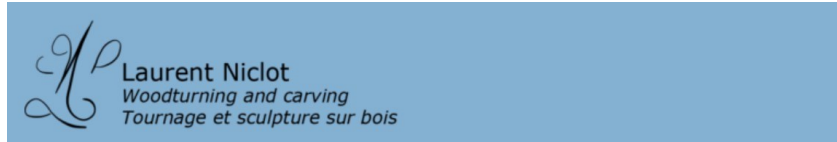


Clean-up at the Chicago School of Woodworking



On December 28th, several members of the club gathered together to do some major clean up at the Chicago School of Woodworking. Andy Kuby, Peter Paul, Kurt Wolf-Klammer, Frank Pagura, Al and Brenda Miotke, Graham McLachian and Clint Stevens performed organizational miracles and the area now looks better than ever.

Hands-On with Laurent Niclot



Feb 25, 26 and 27 Classes Sold out!

For those who missed the three day class, a Friday, Feb 24 class has been added, contact Rich Nye to register! Email Rich at nyewoodturning@earthlink.net

Course Fee: \$400 for three day class, \$150 for one day class

Send checks to Brenda Miotke, 920 North Sumac, Mount Prospect, IL 60056

Women in Turning | Marie Anderson



Women in Turning (WIT) brings together women worldwide who share a passion for woodturning. WIT is dedicated to encouraging and assisting women in their pursuit of turning, to sharing ideas and processes to further members' skills and creativity, and to increasing participation of women in the field of woodturning.

The 2023 Virtual WIT eXchange registration opens on February 1st. This is the 3rd Virtual WIT eXchange and I encourage any of the women in our club to take the opportunity to challenge themselves creatively by signing up for this event. If you have never participated in a collaborative project, you will have the opportunity to meet women from around the world and work with at least 2 of them. Registration is open to any women artists (in any media) through February 19th.

The next WIT Presents event will be held on March 4th and will feature Nicole MacDonald and Elizabeth Weber two women who you will want to meet. WIT Presents the 2023 Virtual WIT eXchange presentation of projects will be held April 29th and just confirmed, the next WIT Presents will be Jay Heryet on May 6th. Jay is well known in the UK and we are very excited to see her presentation. Watch for email notifications when registrations open for each.

If you received the latest issue of the American Woodturner you may have noticed a call for applications for a Scholarship for Entrepreneurial Women Woodturners to attend an All-Women Woodturning week with

Glenn Lucas in County Carlow, Ireland. Applications are being accepted until February 28th for 8 student applicants. Successful candidates will be



Marie Anderson

notified by March 13th. Details are in the latest American Woodturner magazine on Page 14. The scholarship covers a 5 day woodturning class with Glenn Lucas from August 21-25 with an exhibition of work on August 26th, Accomodations at a local bed and breakfast, daily transportation to and from the workshop. However, Travel/Flights to Ireland and transport to County Carlow are at the participants' own expense.

Have you been to your lathe this month? If not, what is holding you back? If you need some inspiration, please feel free to give me a call. I'd love to hear from you.

Marie

Extra! 3rd Woodturners Worldwide Online Symposium will be held February 24-26, 2023 there are several familiar names on the schedule... check it out here:

<https://www.accelevents.com/e/woodturners-worldwide-online-symposium-2023#speakers>

CWT Woodworking Classes

Class for New Turners

One of the benefits of being a member of CWT is the class that is held for new turners or those looking to hone their basic skills. The goal of the class is to jump start your progress as a woodturner by covering many basic techniques, proper use of the various tools, keeping your tools sharp, and most important lathe safety. This will be accomplished in a hands-on environment with multiple mentors guiding you thru the days projects.

The first class will focus on lathe basics and spindle turning. Being proficient with spindle turning is the cornerstone for all the other techniques you will learn. At the end of the day you will leave with a number of projects that you made during the day as you hone your skills


The second class will pick up where the spindle class ended and focus on how to use a 4- jaw chuck, making a proper tenon, bowl turning cutting techniques, and finishing the bottom. These same skills will enable you to proceed to platters, boxes, goblets and much more.

Each class is just \$60 and covers all the wood you will need. This is the best woodturning education opportunity you will find anywhere!. The day will begin at 9am and end by 4:00. Everyone who signs up will have their own full-size Lathe to work on. If you don't have the basic turning tools yet, no problem, they will be provided and we can discuss what are the best tools for you to purchase. The class meets at: the Chicago School of Woodworking (address below)

Spindle Turning, April 1 Bowl Turning, April 15

You can sign up or get more information by emailing Al Miotke at abmiotke@comcast.net. You can also signup at the March meeting, but space is limited so register as soon as possible. You can pay at the March meeting with a check made out to Chicago Woodturners or mail the check to:

Al Miotke, 920 North Sumac Lane, Mount Prospect, Illinois 60056



The Chicago School of Woodworking was established in 2007 to train students in the art of furniture making. Since then, our program has expanded to include the arts of turning, scroll saw, marquetry, Chip Carving, speaker making and cabinet making.

We are committed to providing students the knowledge and skills to create functional and beautiful furniture that can be enjoyed for generations.

We have chosen machinery and tools that are safe, up-to-date, and well maintained, so students can focus on learning and enjoy the varied aspects of building a quality piece of furniture or crafting wood art.

Find out more about our offerings and class schedules on our website!

CHICAGO SCHOOL OF WOODWORKING

EDUCATING THE QUALITY MINDED HOBBYIST IN THE ART OF WOODWORKING

5680 N. Northwest Hwy, Chicago, IL 60646 | Phone: 773.275.1170

chicagowoodworking.com



The Case of the 'Out of Round' Mystery

This February marks two years of making pens. Last weekend, I made two pens, using the Bella Kit. It's one of my favorites because it's a sleek looking, single barrel pen. One pen used a walnut blank, the other a blue and white acrylic blank.

After turning and assembling the acrylic pen, I ran my finger over the seam where the cap meets the end of the blank. There was a definite ridge. The other end seemed okay.

Somehow, after two years, my Jet had contracted the "Out of Round" virus!

For troubleshooting, I went to the International Association of Penmakers (IAP) site. Many penmakers post regularly, searched for "out of round" and I found no lack of comments.

They included:

- 1) Check to see if the headstock lines up with the tailstock.
- 2) The shaft on the mandrel may be bent.
- 3) The blank is not milled square to the tube.
- 4) Check the inside of the tube for excess CA or epoxy.
- 5) Sanding could take out more material on the softer spots in the wood.
- 6) Switch over to a Turn Between Center (TBC) mandrel system. .
- 7) Use a dead center, live center and calipers and skip using mandrel and bushings altogether.
- 8) And there is a turner who says he uses the professional mandrel and never has 'Out of Round' problems.

So many possibilities, where did I go wrong?

- Using a drive spur and a live center, the lathe checks out, the centers meet at the same point.

- Bent shaft? I rolled my mandrel shaft on a flat hard surface and there was no wobble. I adjust the mandrel to the shortest length needed, so I find it hard to believe that I would bend a short span of steel rod by overtightening. If it was bent, wouldn't the

blank catch and not slide onto the mandrel?

I use a mandrel saver so it's less likely I would have bent the haft. I skip the brass nut too.

- Pen mill not square to the tube? I use a disk sander but think it would have to be way off to matter..

- Sanding problems? Aggressive sanding could create dips in soft spots, but not out of round. Sanding probably gives you a smoother 'Out of Round'.

I would have thought that after making so many pens, I would have felt the "Out of Round" when the finishing the blank.

- TBC systems are worth checking out. But that's for the next pen. (I have a PSI TBC system in a drawer that I haven't used yet. Further tests are in order for a future product review.)

Then I found this piece of info on the web:

The head stock and tail stock being out of line will not cause an out of round turning, but create a tapered turning!

When the centers are not tight enough to prevent the center from traveling in the soft grain and causing an oblong slot that the center slides in as it spins or the tail stock live center is wearing out the soft grain grabs and the hard grain gets bounced over.

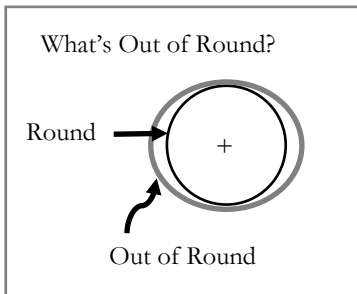
These can cause an out of round turning especially when scraping instead of shear cutting. Check the end where the tail stock has been supporting it. Is the hole round or oval?

Very logical, and I like that explanation. But with a mandrel, there is no tailstock digging its own hole.

That brings us to Tip #8, the turner who says he doesn't ever have an 'Out of Round' problem.

So where does my ridge come from?

Final thoughts in "Last Cut" on page 14.



Pro Pen Turning Mandrel



**Learn To Turn
Open To The General Public**



Ever wanted to learn woodturning – a skill that you “turn” to the rest of your life.
Woodturning is a fun and relaxing hobby and you can start on the journey –

February 18, 2023

WOODCRAFT OF WOODRIDGE/DOWNERS GROVE

7440 Woodward Avenue Suite A 107
Woodridge, IL 60517
630-435-9663



Starting at 10 am (going to about 1 pm) that Saturday you can come to Woodcraft and have a one-on-one session making a pen with some of the best local pen makers. You will turn, finish and assemble a writing instrument that you will cherish for a lifetime.

See you Saturday, February 18, 2023

The only cost is about an hour of your time
and the price of the pen kit...

Turning Display in the Elburn Town & Country Public Library

The western town of Elburn gets to see the talents of Chicago woodturners in the month of February!

An impressive display of talent has wowed the librarians at the Elburn library. Contributions came from members of the Chicago Woodturners and the Windy City Woodturners!

Perhaps it will inspire some folks to take up the art of woodturning! Information about both clubs is available for those whose creative minds looking for a new outlet!

Contact John Dillon for more information.

Town & Country Public Library
320 E North St, Elburn, IL 60119
elburn.lib.il.us



Rich Hall-Reppen, Rich Nye and John Dillon

Exhibit pieces by:

- | | |
|------------------|----------------------|
| Rich Hall-Reppen | Don Johnston |
| Deb Hall-Reppen | Dan Anderson |
| Rich Nye | Dawn Herndon-Charles |
| John Dillon | Bob Barbieri |
| Marie Anderson | Frank Pagura |
| | Bob Moss |

MPG+ Small Turning Expo | *Mark Dreyer*

The MPG Plus Small Turning Expo is in the books and if you missed it - you missed a lot. World class demonstrations from world renowned demonstrators.

We had attendees from 45 states and 6 countries – it was truly an international event. The reviews were fantastic.

Thanks to all those that attended and a special thank you to all the demonstrators we had from the local Chicago area – Dick Sing, John Underhill, Mark Dreyer, Ed Brown, and Jeff Hart. The event makes Chicago a hot-spot for turning. Thank you.

Now we “turn” to the next event – another “shouldn’t miss”... **The 2023 Midwest Penturners Gathering.**

When:

April 21 and 22, 2023

Where:

Marriott Northwest, Hoffman Estates (consider staying on site, the days get long – and the rooms are going quick)



John Underhill casts spell at MPG 2022

2 Full Days Of Turning – and this year we are adding some small turning projects and techniques. Learn from the best around:

Dick (and Cindy) Sing

John Underhill

Mark Dreyer

Ed Brown

Al Miotke

Linda Ferber

Marie Anderson

Fred Wissen

Tina Wissen

Rob Nelson

Bill Witt

And Many More Coming

Worth coming just for our line up of vendors and the vendor room.

Exotic Blanks

Easy Wood Tools

PenSmiths

PTownSubbie

Stadium Pen Blanks

Rich Coers

And Many More Coming

Details are still being worked out. Two full days for only \$49. And if you know the MPG – you know we will have thousands in door prizes. You will not be disappointed.

More details as we get them.



2023 PenMakers International Chicagoland MPG
 April 21 and 22, 2023 - Symposium - Hoffman Estates Illinois

Home Registration Symposium Contests Contact Us

International IAP Association of Penturners G+B GLUBOOST EASY WOOD TOOLS MADE IN AMERICA EXOTIC BLANKS UNDERHILL CASTING SOLUTIONS

For registration, visit midwestpenturnersgathering.com



February 24—26, 2023

For more information, visit [Woodturners Worldwide Online Symposium](#)



February 2023 Safety

On November 29, 2022, it was reported that Father Jimmy Jeanfrau, a catholic priest in Marrero, La. was discovered unresponsive by parish staff next to his wood lathe. Apparently, he had a fatal accident during the night while working on his lathe.

I had not mentioned this earlier because of the scant information's available and I have attempted to get more reliable details without success except for the original preliminary coroner report indicating the cause of death being blunt trauma. This kind of occurrence is rare in wood turning and it is foolish to speculate.

Regardless, this is a stark remainder that working alone, late into the night, without anyone being aware of your whereabouts is a risky proposition.

If you have a project that requires solo, late night

work plan accordingly, a little prevention can save your life.

I will update you if more pertinent details emerge.

In addition, tonight we are going draw a number from the attendance ticket and the winner will go home with this UP TO DATE FIRST AID KIT.

This is a shameful excuse to remind you to equip your workshop with a first aid kit and place it in a prominent accessible place. If you have one, you are not off the hook, check it and freshen up the contents.

OR INTENT IS TO UPGRADE YOU FROM A PAPER TOWEL WAD AND DUCT TAPE

CWT Safety officer
Frank

Last Cut | *Phil Moy*



Center point drill set

If you read “The Case of the “Out of Round” Mystery article on page 10, you were left hanging not knowing what caused the “Out of Round” problem on the acrylic blank.

I disassembled the pen. Having a punch set around helps. I don’t use it often, but it sure is handy when you want to take apart a pen.

I expected to see an prime example of “Out of Round” at the end of the blank, but to my surprise, it looked very round and concentric.

A closer examination showed that brass tube was very loose in the hole. I do remember thinking the brass tube had broken loose in the last seconds of turning. Thick CA was used for gluing, and did I remember to rough up the brass tube before gluing?

The barrel was round, but the cap was able to move slightly to one side, creating the ridge. It was really an offset cap issue, and the assembly was tight enough not to wobble.

What lessons are learned here?

- 1) Don’t rush, and don’t jump to conclusions when something goes wrong!
- 2) Minimize drill wobble by using a center point drill (left) before to start your drill, even if you have brad tipped drill bits. Sets are cheap online (\$8 to \$20 on Amazon) and the starter hole practically eliminates drill wobble, especially in acrylic and hard woods. (I have a set, I just didn’t use it!)
- 3) Do rough up the surface of the brass tube to provide a better gluing surface.
- 4) If you do have a sloppy fit with your tube, consider using epoxy glue instead of thick CA.

Mystery solved! “Out of Round” was not the culprit, but did trigger an article on the topic.

Now I need to go and find my TBC mandrel set and I do have a rotur pen mandrel set to try out for the next month’s product reviews.

See you next month!

Phil

CWT Mentors

Want to speed up the learning process? Let a CWT Mentor help you. Leverage the wealth of woodturning knowledge!	Name	Town	Levels	Areas
	Marie Anderson	Itasca	B, I, A	General turning, brainstorm with anyone
	Dave Bertaud	Libertyville	B	General turning
	John Dillon	Elburn	B	General turning
	Tom Evoldi	Evanston	B	General turning, natural edge, thin wall, hollowing and carving
	Reto Gallati	Chicago	B	General turning
Levels	Rich Hall-Reppen	Geneva	B, I	General turning
B—Beginner	Andy Kuby	Riverwoods	B, I, A	General turning, spindles, bowls, platters, pens, multi-axis, ornaments, finials and other topics
I—Intermediate	Terry McCammon	Wilmette	B	General turning
A—Advanced	Al Miotke	Mt. Prospect	B, I, A	General turning, segmenting
	Phil Moy	Lombard	B	General turning, pens
	Rich Nye	Batavia	B, I, A	General turning, carving, texturing, painting, burning
	Frank Pagura	Elk Grove Village	B, I, A	General turning

AAW News



AAW 37th Annual International Woodturning Symposium

Louisville, Kentucky
June 1-4, 2023

The AAW Symposium is the place to be in '23!



2023 Featured Demonstrators: Pat Carroll, Ireland; Lynne Hull, US; Ulf Jansson, Sweden; Mauricio Kolenc, Uruguay; Joss Naigeon, France; Seri Robinson, US; Curt Theobald, US; Jacques Vesery, US; and Derek Weidman, US

Improve Your Turning learn new skills and techniques, stretch your creativity capacity

Learn New Skills from some of the foremost woodturners in the world! From mastering the ogee curve to turning metal, from multi-axis to thread chasing

Over 80 demonstrations to choose from

Vendor Tradeshow Test drive the latest and greatest (and take advantage of great SHOW SPECIALS)

Instant Gallery and Special Exhibitions that will thrill and inspire

Have a great time in the company of others who love turning as much as you do!!

Online demos Virtual component details coming soon



Welcome Jennifer Newberg, new AAW Executive Director!

Jennifer Newberg, the current Assistant Executive Director, moves into the ED role. Her background includes twenty years of experience in non-profit organizations, with a particular focus on fundraising, organizational change, and membership development.

Many thanks to Phil McDonald for his service to the AAW leadership!



AAW is a nonprofit organization dedicated to advancing the art and craft of woodturning worldwide through education.

With more than 16,000 members and over 365 local chapters globally, AAW members include amateurs, hobbyists, professionals, gallery owners, collectors, tool and equipment suppliers, and others.

Join the AAW and have access to the largest portfolio of woodturning-related material in the world!

Hone your knowledge and skills using AAW's online learning portals, exclusive print and digital publications, curated educational videos, high-quality safety

Visit the American Association of Woodturners at woodturner.org



Est. 1988

35 years of craft, technology and tradition

**Join us for our monthly meetings,
all are welcome!**

MEETING LOCATION

Christian Liberty Academy

502 W. Euclid Ave., Arlington Heights, IL. 60004.
6:30 pm Social Hour, 7:00 pm to 10:00 PM

Free parking! Enter South Door on East Side, 2nd floor

Can't make it in person? Join us via Zoom!

<https://us02web.zoom.us/j/87367987736>

Passcode 602736



2023 Calendar of Events

CWT Meetings

Jan 10	May 9	Sept 12
Feb 14	June 13	Oct 10
March 14	July 11	Nov 14
April 11	Aug 8	Dec 12

Note: February's CWT Meeting is Zoom only, not in person!

Events

Feb 18	Learn to Turn—Woodcraft	Woodridge, IL
Feb 24 to 26	3rd Woodturners Worldwide Online Symposium	Virtual Symposium
April 21 & 22	Midwest Pen Turner's Gathering	Marriott Northwest, Hoffman Estates, IL
May 4–7	Chicago Pen Show	Marriott Northwest, Hoffman Estates, IL
June 1 to 4	AAW National Symposium	Louisville, KY

It is even more fun when you bring a friend!

Reasons to join Chicago Woodworkers

- Monthly meetings
- Access to club member expertise and mentors
- Classes and hands-on sessions with name turners
- In-person demonstrations, product discounts, raffles
- and generally a good group to hang out with....

Membership Fees

- \$30 Individual membership
- \$40 Family membership.
- \$10 Under age of 25

Yearly membership fees for Chicago Woodturners are due at the beginning of the year. You can join at anytime of the year!

Pay with cash or a checks at the monthly meeting. (Make checks payable to 'Chicago Woodturners')

Application forms are found online! Contact Brenda Miotke for more information.

By email:
bkmiotke@comcast.net

Or by snail mail

Chicago Woodturners
c/o Brenda Miotke
920 North Sumac Lane
Mount Prospect, IL 60056



*Join the movers
and shakers of
woodturning in
Chicago!*



Visit the Chicago Woodturners at
chicagowoodturners.com