



June, 2023

Vol. 35, Issue No. 6

Chicago Woodturners Newsletter

Inside this issue:

Editor's Corner	2
President's Curls	3
May Minutes	4
Interactive Demo	5-6
Instant Gallery	7
Chicago Pen Show	8
Last Cut	9
AAW Symposium 2023	10-13
Meet the Turner	14
In Memoriam	15
Book Review	17
AAW News	19

A chapter of the American Association of Woodturners

The 2023 AAW National Symposium Issue

Why should I go to the American Association of Woodturners National symposium?

The American Association of Woodturners (AAW) National Symposium is the highlight of the woodturning year. Each symposium features three and a half days of woodturning demonstrations, panel discussions, and special events, led by internationally known woodturners, veteran woodturning instructors, and expert local talent1.

The American Association of Woodturners (AAW) National Symposium is the highlight of the woodturning year. Each symposium features three and a half days of woodturning demonstrations, panel discussions, and special events, led by internationally known woodturners, veteran woodturning instructors, and expert local talent1.

I hope this helps! Let me know if you have any other questions

ChatGPT

Ferrer at the May CWT Meeting



Roberto Ferrer Bowls (below), story on page 6



Special points of interest:

- AAW Symposium 2023
Louisville, Kentucky
- CWT Mentors
- Mundelein Tool Library
- Wood & Tool Sale

CWT MEETING

Tuesday June 13, 2023

7 pm to 10 PM

In-Person Meeting /
Hybrid @ Christian Liberty

Open AI

use a lathe to turn a elegant bowl with 5 different woods

Generate

Feed

My Generations



Editor's Corner | *Phil Moy*



Phil Moy

This June issue is delayed so we can include the AAW Symposium story and pix.

The Chicago Pen Show was in the first week of May, the recap is on page 8.. It's one of my favorite shows because you get to see what the custom penmakers and the commercial pen makers are doing. You also find out how much one could spend on a fountain pen.

For example, at the Namiki table and the Limited Edition Emperor Collection. The Elephant fountain pen is \$14,500. Save by getting the complete set! (In stock at gouletpens.com).



The May meeting was the Roberto Ferrar show. After doing the Interactive Demo (page 5) of the month, he also conducted the Instant Gallery Review (page 7) with insight and humor.

Since last month's story about Artificial Intelligence (AI), I couldn't help but try a few more OpenAI requests for a bowl design.

You do have to properly phrase your question to AI. 'Use a lathe to turn an elegant bowl with five woods' is more specific than "Show me a nice turned bowl'. The front page shows eight of the two dozen images AI created.

AI's answer is based on a huge amount of images and data in its "brain". More information than a human could load into one's brain. You'll get what you ask for.

Clint Steven's deep dive into Roberto gives us sense of his inspiration (page 6) and why his art is uniquely Roberto. And why your art is you.

I still needed to finish page 1 with a story. So I asked ChatGPT, 'Why should I go to the American Association of Woodturners National Symposium?' ChatGPT wrote article you see on the front page. It would have taken me a few hours to research and write about AAW. AI gave me a few extra hours to go turn a few pens!

Find out what humans are creating at AAW (page 10). Louisville was a great time for interaction and exchange of ideas and inspiration. A big thank you to Clint Stevens for driving to AAW!

By the way, I did write that article myself. Hmm, I wonder if ChatGPT could do the July issue of AWT?

Phil



Letters to the Editor

Comments, complaints or ideas? *Send them to the Editor!*

Email them to: editor@chicagowoodturners.com

As the Wood Turns is a monthly publication of the Chicago Woodturners, a Chapter of the American Association of Woodturners.

President, Rich Hall-Reppen
Vice President, Rich Nye
Treasurer, Mike Canfield
Secretary, Frank Pagura
Newsletter Editor, Phil Moy

Contributing Editors: Clint Stevens, Andy Kuby, Adam Didech, Marie Anderson
Email: editor@chicagowoodturners.com
Website: chicagowoodturners.com



Est. 1988

President's Curls | *Rich Hall-Reppen*

June 6, 2023



Deb and I made the trip to Louisville for the AAW's annual Symposium. I think I counted around twenty CWT and Windy City members who made the five-hour drive to Louisville for the Symposium.

We each attended a number of sessions about stuff we knew nothing about prior to going to the Symposium. I saw Kristin LeVier use compressed wood in her demo to bend it without steam and then carve it into some flowers, leaves, spoons and legs. I saw Nicole MacDonald use Liquidtex Modeling Paste over the outside of her carved bowls to make sea urchin legs on the outside of her bowls.

Probably the most out of the box / wood session had to be by Lynne Hull who demonstrated turning your wood lathe into a metal spinning lathe and firing up the propane torch to braise two pieces of copper together to form a closed form metal bowl.

Deb went to the sessions by Helen Bailey and Pat Carroll. I also want to see the Spalting sessions from Seri Robinson. Good thing I can watch these sessions on the virtual replay.

Deb and I each made a pen out of part of a Louisville Slugger bat blank in the event chaired by Donna and Mark Dreyer. While I was making my pen, I had three CWT members helping me with the pen and one taking a picture. Good thing I have made about fifty pens prior to making one in Louisville, so I really needed that help! After finishing the pen, we were able to get them laser engraved by the Louisville Maker Space trailer. Of course, we had already bought our pen kit so we have a cool memento of the Louisville Symposium. And we toured the Louisville Slugger



Marie Anderson teaches Rich a lesson

Bat factory on Sunday on our way back to Geneva. They have a machine that makes a bat in 40 seconds. I'm a bit slower than that.

The only bad thing about the Symposium was that our June demonstrator and Hands On Class teacher, Joss Naigeon, is unable to visit the US due to a health issue. We hope she gets better soon and can reschedule her visit to the US. Don Johnston has volunteered to do our June demo.

Open Shop Days over the past three months have been a good success. Andy Kuby is working on a plan going forward to keep the Open Shop Days happening every month. Give Andy any comments you have on the Open Shop Days.

Don Felch has a Learn to Turn event coming up in July. Please volunteer to help. If you haven't ever done one of these events, the look on the faces of the people who make their first pen keeps us coming back.

The Scouts are having their STEM event on August 19 at College of DuPage, last year we had about 10 CWT members helping 150 Cub and Scouts make their first pen. We'll send around a volunteer sign-up sheet at our July meeting.


Rich

CWT MEETING

Tuesday June 13, 2023

Format: Hybrid

Join us In-person or by Zoom!



<https://us02web.zoom.us/j/83007385784>

Meeting ID: 830 0738 5784
Passcode: 284920

Interactive Demo by Don Johnston



The A/V setup manned by Todd and Mike

May Minutes | *Frank Pagura*



AAW News

CWT has a group taking advantage of the club discount for the Louisville Symposium, Mark Jundanian may be able to sneak you in if you are still planning on going. If you are unable to attend there is an opportunity to sign up to attend virtually, a considerable quantity discount is available to club members. See Marie Anderson to take advantage of this offer.

Mark Dreyer is spearheading a pen turning event which will be open to the public at the symposium, he is looking for volunteers, see Mark or sign up to get a time slot assignment.

Open Shop

Seven members took advantage of the new CWT open shop program, held at CSW on the last Sunday of April. There are a few open slots for May 29, 2023. These are entirely free to CWT members! Don't miss this opportunity to finish a project, to try out a big lathe or just get more experience.

Rich Piper is organizing the tool library. If you wondered about coring tools, threading jigs, texturing tools, or chasing tools, see Rich. This would be a good way to check a new tool out, work with it, and determine if it is for you before you invest good money on a purchase.

Rich Nye gave an update on Joss Naigeon's upcoming club demonstration and subsequent hands-on classes. You can sign up in the back of the room. The cost is \$ 400. for the 3 days classes on June 17/18/19, 2023. **(Editor's note: This has been cancelled as of June 1, due to illness)**

Neil Turner is scheduled for September 9/10/11, 2023.

Don Felch, announced that a Learn to Turn Event is going to take place at the Arlington Senior Center on June 28, 2023, from 9:00 to 3:00. He could use some help with mentors, he has a sign-up sheet and will discuss details with you.

TOC

August 1-4, 2024, is the firm date. Contract for the hotel being finalized. First virtual planning meeting is scheduled for June 22, 2023, at 6:30. See Al or Kurt if you have any questions

Pen For Troops

Mark Dreyer has 320 pens to donate to the pens for troops program. These were pens collected at the Midwest Penturners Gathering last month.

Dave Bertaud reminded everyone that a large tool and wood sale liquidating Don McCloskey shop is taking place on Sunday May 28, 2023.

Brenda Miotke reported that the Focus on the Arts event was a complete success. Brenda thanked and recognized the whole gang of volunteers individually.

She reported that over 150 pens were turned and finished, by young men and women, who for the most part had never seen a lathe before.

Membership

43 members were in attendance this evening, and 8 were on zoom. Two visitors were recognized, and one new member was announced.


Gallery

The Gallery had a large variety of pieces showing diverse forms and styles. Roberto, gave everyone wise suggestions and food for thought.

Demo

Roberto showed us how he textures and adds color to his pieces. Interesting way to use metal reactive paint, beads making, and using a wire brush wheel.

Dutifully submitted by **Frank Pagura, Secretary.**



Paul Pyrvik on the significance of your raffle tickets towards supporting the club

Interactive Demonstration | *Roberto Ferrer*



Roberto Ferrer has developed robust woodturning talents. He showcased several of them for us at our May meeting.

Roberto brought several bowls and vessels which embody the techniques we were to witness. The work is carved with a Foredom flexible shaft rotary hand carver. This particular carver has very powerful torque but has a limited rotation speed. The heavy motor of the carver can either be suspended from above by its metal bail or sit on a workbench in a swivel base.

Artisans of many disciplines are fond of Foredom's huge variety of accessories that are easy to locate. These include hand pieces, foot controls, flex shafts and an impressive variety of burs, bits, brushes, buffs, sanding discs and chisels. A Foredom is one of those tools that can do almost any task other than make coffee.



Roberto recommends trying carving techniques on small turned bowls. Any errors can then be racked up to the price of education rather than a distressful ruin of a major piece. The methods Roberto used would carve furled flutes. Some flutes are deeply gouged, others are slight and twisted. The effect of the slight cuts is that the vessel appears to be a clay pot or bowl which had been left outdoors to be eroded by harsh weather.

Some carved vessels are given a metallic patina illusion treatment. Roberto uses metal effects

kits from "Modern Masters".

This is accomplished with a three step method.

Once the surface is prepared, sanded and cleaned, a metallic oxidizing base paint is applied. The first coat is allowed to sit for a half hour. A second coat is applied and allowed to dry for 12 hours. This wait time was significantly shortened for our limited demonstration.

The second treatment is the oxidizing paint. Once more Roberto uses two coats again with half an hour between. Once dried, the patina aging solution is applied. A rich weathered patina will appear in just over a half hour.

The patina colors are available in blue, green or rust. Materials can be purchased in as little as two ounces all the way up to a gallon, if you are ambitious.

Roberto also makes use of milk paints to cover some textures and shapes. Wire brush textures and beads look astounding with milk paint. This paint leaves a texture that is often matte, velvet or chalky. Again, two coats are recommended over wood. The second coat can be wiped back for a random wear effect.

Roberto Ferrer has generously shared some dramatic techniques that will add to our abilities with our favorite turning shapes. Thanks, Roberto. We will see you at our next club meeting.



A store locator can be found at the Modern Masters website!



modernmasters.com

The Influence of an Emerging Artist | *Clint Stevens*



Every artist paints himself.

A powerful observation, but I can't use quote marks because it isn't attributed to any single individual. It was stated by both Michelangelo and Leonardo da Vinci, as well as other artists during the renaissance. Artists and craftsmen through the sweep of time have left special signatures on their canvases, carvings and.... woodturnings.

How often have you looked at a piece on the gallery table and immediately known who created it? Every piece reflects the unique visage and background of its creator. I was reminded of this by studying the work of Roberto Ferrer at our May meeting.

Roberto's work reflects a culturally rich background with an adventurous and complex life. His pieces appear to be created in another world. When I look at Roberto's turnings, I am often reminded of the soft textures of old rancho furniture, the weathered surface of ancient pottery, even the irresistible colors of Mexican ice cream. The texturing, shapes and colors combine to create an otherworldly experience. All this has been expressed by talented hands.

As a child, Roberto grew up in Puebla Cholula, Mexico. Puebla Cholula boasts 365 churches. One church for every day of the year. Among them is the Iglesias de Nuestra Señora de los Remedios (Our Lady of Remedies Church). This grand 17th century church was replaced by an even grander church in the 19th century. As befitting such a glorious church, it was built atop a nearby mountain.

The twist is that in 1910, this "mountain" was discovered to be the largest pyramid in the world. The Pyramid of Puebla Cholula has a footprint four times larger than the Great Pyramid of Giza. The result is that an impressive church is dwarfed atop an massive ancient Mesoamerican pyramid.

Puebla Cholula is a UNESCO site and appears to have contributed to Roberto's sense of art and style. Examine the photos in this article to see if you detect cultural influences and connections in Roberto's work.

Why does this work have an ancient patina on undulating patterns? Why does his legacy pieces appear to be eroded codex surrounded by eagle feathers? If you were to ask Roberto, part of the answer might be found when he rode his bike past ancient pyramids as a boy. Add years of life experience, trials and triumphs, and witness the



advent of an artist.

If you have made it to the end of this article, please accept my apology. Granted, Roberto has tied memories, culture and hard won talent in such a way that he is a contemporary master who makes important art. However, the genesis of this article isn't really Roberto. He has supplied what in my mind is an obvious link between background and the art produced by that background.

This article is, in fact, about all of us who work with wood, paint, music, clay, the written word or any other media of art. Each of us has unique childhood memories and experiences. We have favorite movies, family members, and natural influences. We cannot deny that left to our own resources, we all reflect our past, our culture. After all, every artist paints himself.



Instant Gallery | *Robro Ferrer*

May's Instant Gallery Review was conducted by Roberto Ferrar after he gave us a lesson in turning and coloring.

Pictures of May's submission can be found on the CWT website!



CWT Mentors

Want to speed up the learning process?

Let a CWT Mentor help you.

Leverage the wealth of woodturning knowledge at CWT!

Levels

B—Beginner

I—Intermediate

A—Advanced

Name	Town	Levels	Areas
Marie Anderson	Itasca	B, I, A	General turning, brainstorm with anyone
Dave Bertaud	Libertyville	B	General turning
John Dillon	Elburn	B	General turning
Tom Evoldi	Evanston	B	General turning, natural edge, thin wall, hollowing and carving
Reto Gallati	Chicago	B	General turning
Rich Hall-Reppen	Geneva	B, I	General turning
Andy Kuby	Riverwoods	B, I, A	General turning, spindles, bowls, platters, pens, multi-axis, ornaments, finials and other topics
Terry McCammon	Wilmette	B	General turning
Al Miotke	Mt. Prospect	B, I, A	General turning, segmenting
Phil Moy	Lombard	B	General turning, pens
Rich Nye	Batavia	B, I, A	General turning, carving, texturing, painting, burning
Frank Pagura	Elk Grove Village	B, I, A	General turning

Chicago Pen Show | May 5-7, 2023

Standing in about the same spot where the Easy Wood Tools was two weeks ago, I could see close to 100 vendors selling finished pens instead of the tools to make pens.

The Chicago Pen Show takes place in the same Marriott hotel that MPG occupied last month. Roger Wooten, who runs this show had actually dropped by MPG as we were packing up.

The vendors and dealers with pens from Pilot, Pelikan, Lamy MORE, with price tags that went from \$20 to \$2,000.

There were also custom pens makers, like Greg Hardy of Hardy Penwrights, Jim Hinze of Hinze Pens, Shawn Jordan??? And Jonathon Brooks of Carolina Pen Company..

These are the people who are from the artisan, or maker world that boldly say “Our pens compete with the big names in the Pen World” There were also returning vendors like Derail Penz from Ohio, Pierre from Desiderata and new this year, Analog Notes from ???

Why go to the Chicago Pen Show? There are XXX reasons

1) Innovation. There a number of vintage pen sellers, with pens from yesteryear. There was also Ian Schon of Schon Pens who was showing an impressive array of pens that he was designing from the ground up.

2) Seeing the high end of the pen world. The Namiki pens displayed by Pilot are exquisitely lacquered and detailed. \$10,000 for a set of twelve.

Greg Hardy, a master penmaker had custom pens in the \$500—\$800 range. As did Jim Hinze, Shawn Johnson,

3) Seeing first hand where custom pens have reached artistically.

4) Inspiration. There are hundreds of beautiful pens on display

5) What else?

There were some vendors from last year that did not return, and it is hard to tell if they did not see the value of doing the Chicago Pen show.

Custom pens with cast barrels did dominate the custom pen tables.

Jonathan literally had a pile of pens that showed off his renowned casting skills and kitless pens.

There was a real lack of Chicago based pen makers at the show, a point that I made last year. Pierre at Desiderata and Windy City Pens were the only ones.

All these other guys were there from other states. I think there is room to do two things at the next Chicago Pen show, have a lather set up and do live pen making and also have a booth selling pens from Chicago pen makers.



I love these guys from out of town, but it is the Chicago Pen Show, and we virtually no presence, except the traces of the MPG show from two weeks ago.

Challenge!



Chicago Pen Show | *cont.*



Last Cut | *Phil Moy*



David Kulis, stabilized elder
windycitywoodworks.com

It still irks me that at the Chicago Pen Show there was a scarcity of Chicago area talent displaying creative wares.

Pierre from Desiderata was there with custom pens in ebonite and cocobolo. Master penmakers Greg Hardy and Jim Hinze were there, they are from Pennsylvania and Texas, respectively.

The renowned Jonathon Brooks of casting fame came this year. His blanks are legendary!

How about custom knives? There were a lot of knife scales, both wood and cast at the vendor tables at MPG last month. Initially I was not impressed with the idea of making knives, until I ran across the Windy City Woodworks site. Dave Kulis sets a high bar for custom knives! windycitywoodworks.com.

Beautifully done, priced from \$400 to \$700. They echo the same "Gotta have one" impulse that a well made pen does. Stainless steel, exotic wood and fancy cast scales, all the elements are there,

plus that inborn fascination with things that are sharp and shiny.

Rockler, Woodcraft and Exotic Blanks have knife kits and wood or cast scales, for around \$50.00 for materials.

There's no lathe work to be done, but some carving, polishing and the creative, artistic eye of the woodworker.

Maybe it's a new area to explore for new products for shows. Maybe a matching pen and knife set for Father's Day?

Anyone want to do a booth at the 2024 Chicago Pen Show? It's not a place to sell your basic "kit pen" but there is a market for well done, custom pens.

Perhaps even bring a lathe and a laser engraver could be a draw. I'll be the first to go in on a booth!

Phil

2023 AAW National Symposium on Louisville, KY

The 2023 AAW Symposium didn't disappoint. Great demonstrators, insightful panels, plenty of opportunities to socialize and time to catch up with old friends as well as making some new ones!

The downloaded Symposium app was a lifesaver, making it easier to find the room for your demonstration of choice, although it didn't make it easier to choose between demos.

The Chicago Woodturners were in full force, with about twenty attendees, demonstrators and volunteers in video and show support!

The Louisville Slugger Pen Turning booth managed by Donna and Mark Dreyer with support from Dawn and Ed Brown of Exotic Blanks was a hit too with over 300 pens turned. Even Jennifer Newburg, AAW Executive Director showed off her turning skills.

Congratulations to Al, Mark J and Roberto for being selected for critiques from the Gallery. The Gallery had a dizzying array of turnings from the attendees.

Congratulations also to Mike Mahoney for being named Honorary Lifetime Member for 2023.

Perhaps the most interesting observation from the show is that the Chicago clubs and their shows, TOC, the Segmenting Symposium, MPG and the club meetings are bringing top talent and resources to our activities and they are also the demonstrators, panelists and vendors at AAW events.

Collectively, Chicago is making its mark in woodturning and contributing to the mission of AAW. We can all pat ourselves on our backs for a job well done!

Mark your calendars, the 2024 AAW Symposium is scheduled for May 22-26, 2024 in Portland, Oregon.



CWT collecting their Silent Auction prizes



Roberto Ferrar's demonstration



Keith Lackner on the vendor floor



CWT at the Banquet



AAW Banquet

2023 AAW National Symposium






Vendor pix from the AAW Tradeshow

2023 AAW National Symposium



Critiques by Jacques Vesery, The Louisville Slugger Turn Your own Pens booth, entries in the Gallery

2023 AAW National Symposium



A variety of entries in the Gallery

Meet the Turner | *Scott Barrett*

Scott has been a turner since 2005. After taking a patient of his to a wood show in a neighboring suburb and seeing a demonstration on making a pen, he went out and bought a lathe and began to teach himself how to turn pens.

Scott is a dentist by trade and it just so happened that Andy Kuby was one of his patients. When Andy was in the chair, Scott noticed he had a wooden pen in his pocket, when asked where he got it, Andy replied that he made it. It was then that a great friendship was born and Scott joined the Chicago Woodturners – November 2005.

Scott enjoys making small, decorative boxes, turned on an ornamental lathe or rose engine – but is open to other shapes. He would like to get better at doing simple turning using a spindle gouge to finish his pieces.

Scott admires a lot of turners but he really likes the unusual geometric work of Hans Weissflog. He has adapted some of his designs to the rose engine.

Scott best describes his shop as compact, full of equipment, organized, clean and ergonomic. And



it is very comfortable with both air conditioning and heat. He currently has 4 lathes with 2 more coming from the UK (one of those lathes will be going to David Lindow in appreciation of all that he has done for Scott).

He has a Oneway wood lathe, South Bend metal lathe, Lindow Rose Engine lathe and a 152 year old Holtzapffel ornamental lathe. One of the “new” ones coming is 184 year old ornamental lathe. When I asked him about the pros or cons



of his lathes he was quick to answer that every piece he makes see time on each of the lathes so that question is really moot.

Scott continues to work but has cut his hours down to 3 days a week. He likes his job and after 42 years of practice, will continue to work for as long as he can. Scott has other hobbies such as photography and he has as many cameras as he has lathes. He also enjoys working on computer designs for his turnings. He is really liking teaching at the Plumier Foundation. Prior to emersion into ornamental turning, he found time to play 75 rounds of golf each season. OT has taken the place of golf. and leaves enough time to enjoy life.

It was my pleasure to interview and Meet The Turner.



In Memoriam | *Harris Barbier*

I am sorry to have to pass this information along. Many of the current members never met Harris, but most of the long time members will remember both he and Mary his wife who were very active members of Chicago Woodturners and early members of the Windy City Woodturners.

Harris served for years as the membership chairman of Chicago Woodturners, newsletter editor and club officer. He was the greeter at most meetings welcoming any visitors and making sure they felt comfortable, getting to know them and introducing them to not just the club, but anyone who was there. He helped people connect with and become part of this wonderful group we call a club. He was often participating through demonstrations, challenges, and picnics. He was among the first to arrive and last to leave the meetings and he really enjoyed building the club through community activities.

Harris would bring something for the instant gallery nearly every month. He was a very prolific turner and did craft shows for awhile. The item that remains most memorable to me is his split grain baby rattle ornaments. It was a mystery how he hollowed them because the glue joint was so well hidden (that is until he did a club demo on them). They were beautiful little gifts that he personalized for anyone who asked.


Anyone who knew Harris also knows he was a car enthusiast. The last few years his turning slowed and his "obsession" with his Miata has taken up more of his time. He was a very active member of the Chicagoland Miata Club taking part in their road rallies and traveling all over in his little green Miata. I will never forget the first time he took my sons for a ride in that little convertible. They were thrilled to enjoy the wind in their faces and the zip of that little speedster. (I think that may have been the reason both of my sons drive Miata's today!)

Harris passed this past Tuesday, May 23, 2023. He will be missed. Fond memories and expressions of sympathy may be shared at www.Blake-LambFuneralHome.com for the Barbier family.

<https://www.dignitymemorial.com/obituaries/lisle-il/harris-barbier-11303656>


Harris H Barbier

AUGUST 7, 1943 - MAY 23, 2023



Marie

 **Joss Naigeon**
Woodturning



Her CWT Club demo in June and Hands on classes were cancelled due to illness, but we look forward to her future visit!

Joss has been an instructor at the Escoulen school in France for the past ten years and is a demonstrator at this year's AAW Symposium. Joss has created some very interesting sculptures and pieces using the local French boxwood that has been killed by an insect. Check out her website at

<https://jossnaigeon.fr>

Herner-Geissler
Woodworking Corp.


400 N Hermitage Ave
Chicago, IL 60622
312-226-3400

Hours: M – F, 7:30AM – 2:00PM

58 years of accumulated inventory for sale.

No reasonable price refused.

- Solid wood – domestic & exotics
- Veneer (raw & veneered panels) domestic & exotic
- Chemetal and other laminate sheets
- Machines/tools/clamps/hardware
- Too many items to list



(See more at Facebook Marketplace – HG Sales or stop by M – F, 7:30 till 2PM)



The Chicago School of Woodworking was established in 2007 to train students in the art of furniture making. Since then, our program has expanded to include the arts of turning, scroll saw, marquetry, Chip Carving, speaker making and cabinet making.

We are committed to providing students the knowledge and skills to create functional and beautiful furniture that can be enjoyed for generations.

We have chosen machinery and tools that are safe, up-to-date, and well maintained, so students can focus on learning and enjoy the varied aspects of building a quality piece of furniture or crafting wood art.

Find out more about our offerings and class schedules on our website!


CHICAGO SCHOOL OF WOODWORKING

EDUCATING THE QUALITY MINDED HOBBYIST IN THE ART OF WOODWORKING

5680 N. Northwest Hwy, Chicago, IL 60646 | Phone: 773.275.1170

chicagowoodworking.com

Turning Bowls with Richard Raffan | *Phil Moy*



Turning Bowls with Richard Raffan

Richard Raffan

2002

Publisher: The Taunton Press

Retail: \$24.95

Available at Thrift Books and Amazon

Half Priced Books is a great place to spend an hour. This time it was the store in LaGrange. I found two copies of 'Turning Bowls with Richard Raffan'. Just like the name of the bookstore, it was only \$12.50

Overview

The world's pre-eminent woodturning teacher provides everything you need to know to turn bowls. Richard Raffan draws upon his 30 plus years of experience to lead you through the key elements -- from planning to completion.

With the help of detailed text and step-by-step photos, Raffan covers wood and tool selection, design advice, surface embellishment and finishing techniques.

For the more experienced turners, there are chapters on advanced techniques, decoration, and form and balance.

You'll also find extensive appendices, troubleshooting charts and advice on selling bowls.

Perhaps best of all, Raffan's contagious respect for the craft comes through on each page, and it will stir you to do your best work.

Turning Bowls gives you: thorough coverage of tools, wood selection and design advice on how to avoid and solve common turning problems information that ranges from the basic to the advanced expert-level instruction in an easy-to-understand format

Such a timely book, having recently acquired a collection of first turned bowls from RJR Woods. This book is full of relevant information, tips and diagrams.


Richard Raffan has a great series of books on turning bowls.

His titles also include

The Art of Turned Bowls:

Designing Spectacular Bowls with a World Class Turner

Turning Wood with Richard Raffan



The Chicagoland Chapter of the International Association of Penmakers meets every third Saturday of the month, from 10:00 am to 1:00 pm at Woodcraft.

Join us, learn more about making custom pens and meet some of the best penmakers in Chicago!



7440 Woodward Avenue Suite, Woodridge, IL 60517

Seen at the May CWT Meeting




David Warren and Mark Dreyer talk Pens for Troops—over 300 pens ready to ship!



Frank Pagura




Embers entranced by Roberto's demo



Segmented Woodturners
Chapter of the American Association of Woodturners

A leading international non-profit organization advancing both the art and craft of segmented woodturning thru educational activities for all interested parties from beginners thru studio artists.

Exploring Possibilities



To learn more or join:
www.segmentedwoodturners.org

See reverse side for a list of membership benefits




Mundelein Tool Library
Caring Through Sharing

A tool library is just like a book library—you can register and check out tools as needed. No need to buy that one time use tool! We have 1,600 tools

Hours & Location

Tuesday 4-7 PM

Saturday 9:30 AM-3:30 PM

 [428 N Chicago Ave, Mundelein, IL 60060](https://www.google.com/maps/place/428+N+Chicago+Ave,+Mundelein,+IL+60060)

 [224-475-0435](tel:224-475-0435)

 office@mundeleintoollibrary.org



AAW is a nonprofit organization dedicated to advancing the art and craft of woodturning worldwide through education.

With more than 16,000 members and over 365 local chapters globally, AAW members include amateurs, hobbyists, professionals, gallery owners, collectors, tool and equipment suppliers, and others.

Join the AAW and have access to the largest portfolio of woodturning-related material in the world!

Hone your knowledge and skills using AAW's online learning portals, exclusive print and digital publications, curated educational videos, high-quality safety resources, and more.

Visit the American Association of Woodturners at woodturner.org

An interview with Jennifer Newburg, Executive Director, AAW



Jennifer shows good form and safe turning at the "Turn your Own Louisville Slugger Pen" booth

I briefly caught up with Jennifer Newburg, AAW's newest Executive Director during the 2023 AAW Symposium in Louisville. She and her staff delivered on a symposium that brought in 2,000 in person and virtual attendees. Congratulations on another successful symposium, and we look forward to 2024 in Portland, Oregon.

An energetic and passionate personality convinces me that we are in good hands with Jennifer at the helm. Growing AAW to a wider audience through the efforts of the local chapters is one of her pillars. Then she was off to a photo session with the Irish Woodturners Guild. The Irish Woodturners Guild (IWG) and the American Association of Woodturners (AAW) announced an affiliation to collaborate and share resources.

We'll get a more detailed report on her plans for the chapter in a future newsletter

AAW Chapters in Illinois

Club	Contact	Website
Central Illinois Woodturners	Normal, IL	centralillinoiswoodturners.com
Chicago Woodturners	Arlington Heights, IL	chicagowoodturners.com
Flatland Woodturners	Champaign, IL	flatlandwoodturners.com
Lincoln Land Woodturners	Springfield, IL	llwonline.com
Northern Illinois Woodturners	Rockford, IL	northernillinoiswoodturners.com
Quad Cities Woodturners	Rock Island, IL	qcwoodturners.com
South Suburban Chiselers		
Illiana Woodturners	South Holland, IL	illianawoodturners.wordpress.com
Windy City Woodturners	Naperville, IL	windycitywoodturners.weebly.com



Est. 1988

35 years of craft, technology and tradition

Join us for our monthly meetings, all are welcome!

CWT MEETING

Tuesday June 13, 2023

Join us In-person or by Zoom!



https://us02web.zoom.us/j/83007385784
Meeting ID: 830 0738 5784
Passcode: 284920

MEETING LOCATION

Christian Liberty Academy
502 W. Euclid Ave.,
Arlington Heights, IL. 60004.
6:30 pm Social Hour,
7:00 pm to 10:00 PM

Free parking! Enter South Door on East Side, Chapel, 2nd floor, NE corner

June 1 to 4

June 28

August 1-4, 2024

CWT Meetings

Jan 10
Feb 14
Mar 14
April 11

May 9
June 13
July 11
Aug 8

Sept 12
Oct 10
Nov 14
Dec 12

Events

AAW National Symposium Louisville, KY

Open Shop CSW

Learn to Turn Arlington Senior Center

Turn-On! Chicago Crowne Plaza, Deerfield, IL

It is even more fun when you bring a friend!

Reasons to join Chicago Woodworkers

- Monthly meetings & newsletter
- Access to club member expertise and mentors
- Classes and hands-on sessions with name turners
- In-person demonstrations, product discounts, raffles
- and generally a good group to hang out with....

Membership Fees

- \$30 Individual membership
- \$40 Family membership.
- \$10 Under age of 25

Yearly membership fees for Chicago Woodturners are due at the beginning of the year. You can join at anytime of the year!

Pay with cash or a checks at the monthly meeting. (Make checks payable to 'Chicago Woodturners')

Application forms are found online! Contact Brenda Miotke for more information.

By email: bkmiotke@comcast.net

Or by snail mail

Chicago Woodturners
c/o Brenda Miotke
920 North Sumac Lane
Mount Prospect, IL 60056



Est. 1988

Join the movers and shakers of woodturning in Chicago!



Visit the Chicago Woodturners at chicagowoodturners.com