



**August, 2023**

Vol. 35, Issue No. 8

# Chicago Woodturners Newsletter

A chapter of the American Association of Woodturners

**Inside this issue:**

Editor's Corner	2
President's Curls	3
July Minutes	4
Interactive Demo	5
Safety Report	6
Turn-On! Chicago	7
Meet the Turner	8
Bead of Courage	10-12
WIT	15
Open Shop	16
Last Cut	18


## Applying the Golden Ratio to Cleopatra

How to apply the Golden Ratio to turning is still a bit elusive. The new Cleopatra movie poster with Gal Godot seemed to scream Golden Ratio, so I thought I would investigate. I have the

Golden Proportion grid as a transparent file that I can overlay on any picture.

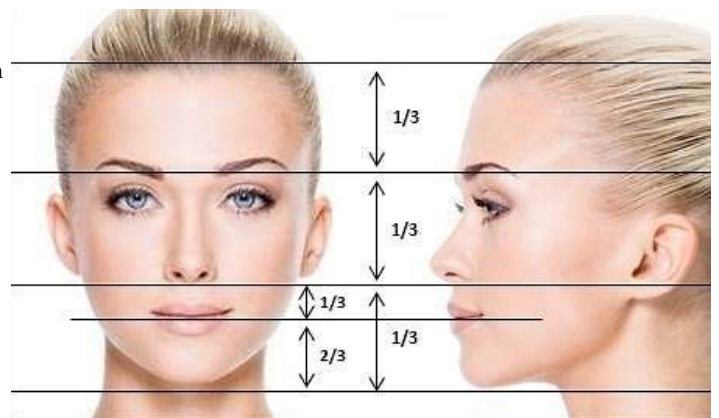
I found this image of Mona Lisa overlaid with a Golden Ratio grid.

When you interactively move and scale a grid over another image, different parts of the image magically line up with the grid.



Over the last year, in different turning demonstrations, the two-thirds proportion rule also can be used. I was happy to find the image to the right that confirms that rule.

Golden ratio dividers for makeup artists are plentiful online. They ensure that permanent eyebrows are placed correctly on one's face. Who wants permanent eyebrows that are not in the right place?



We can always grab another piece of wood on the lathe and make another one!

**Special points of interest:**

- CWT Mentors
- Mundelein Tool Library
- Neil Turner, Turning Class
- AAW Symposium Recordings

**CWT MEETING**  
**Tuesday August 8, 2023**  
 6:30 pm to 10 pm  
**Zoom only!**

## Editor's Corner | *Phil Moy*



*Sugar maple from heaven*

Is it just me or are you thinking that tornadoes are coming closer and closer! I seem to remember Plano and Belvidere being tornado alley, now it's Wheaton, Glen Ellyn and even Chicago!

However, the storm did bring some more green wood to my doorstep, as a large branch blew off of a maple tree in the back yard. My neighbor was nice enough to cut it into manageable lengths.

There's probably a lot of green wood all over the suburbs!

As I was thinking about the sessions at AAW that I missed, there was a pleasant surprise on the AAW website. Twenty recordings are still available, many through mid-September. If you paid for a multi-day Symposium experience, your

login is good for viewing the videos. So check them out!

**Phil**



*Phil Moy*

## Christmas in July | *Brenda Miotke*



Hey Chicago Woodturners,

I know it is still 6 months away but you all know how quickly time goes by...Our Christmas Party will be held on December 12<sup>th</sup> at the Golf Center (same place as last year).

I have a request! Could you please consider donating a small Christmas tree or ornament or small wooden present for the table decorations. It was such a hit last year that I thought it would be fun again. If you do decide to donate, you can bring to club meetings or mail them to me or drop them off at my house.

Thank you in advance for your donation!

**Brenda**

[bkmiotke@comcast.net](mailto:bkmiotke@comcast.net)



## Letters to the Editor

Comments, complaints or ideas? *Send them to the Editor!*

Email them to: [editor@chicagowoodturners.com](mailto:editor@chicagowoodturners.com)

**As the Wood Turns** is a monthly publication of the Chicago Woodturners, a Chapter of the American Association of Woodturners.

President, Rich Hall-Reppen

Vice President, Rich Nye

Treasurer, Mike Canfield

Secretary, Frank Pagura

Newsletter Editor, Phil Moy

Contributing Editors: Clint Stevens, Andy Kuby, Al Miotke, Marie Anderson, Brenda Miotke, Frank Pagura, Leslye Winslow

E-mail: [editor@chicagowoodturners.com](mailto:editor@chicagowoodturners.com)

Website: [chicagowoodturners.com](http://chicagowoodturners.com)



Est. 1988

## CWT MEETING

Tuesday Aug 8, 2023

Format: Zoom only



<https://us02web.zoom.us/j/85167523967>

Meeting ID: 851 6752 3967  
Passcode: 150544

### Interactive Demo by Phil Irons



Phil Irons

[philironswoodturning.co.uk](http://philironswoodturning.co.uk)

## President's Curls | *Rich Hall-Reppen*

July 31, 2023

Summer is half over, I think. While I thought we would have a quiet summer, we have a lot on the agenda. Don Felch had a Learn to Turn event at the Arlington Heights Senior Center the last weekend of July, we have a Scout Learn to Turn event on August 19 and Phil Irons is doing a remote demo from the UK at our August meeting.



Phil Irons

We are having a Board meeting via zoom on Tuesday, August 15 (See the email with the Agenda and zoom link). So, a busy summer.

We are looking for a few more volunteers for the Scout event on August 19 at the College of Dupage in Glen Ellyn. Let me know if you can help or I will start calling people.

Last year we helped 150 Scouts (boys and girls from ages 6-18) make their first pen. We are hoping to top that number this year. Thanks for your help volunteering and it's a fun event. If you have never made a pen, we can fix that and then you will be a great instructor. Lunch is provided.

One of the benefits of being a member of the Chicago Woodturners is access to our extensive book, dvd and tool library. See Marcia Jundanian at our meeting to check out any of the books and / or DVD's we have in the library. If there is something you are thinking about making or getting some help with designing pieces, we have books and DVD's to help you.

Our tool library is now stored along with our lathes at the Chicago School of Woodworking. Rich Piper has volunteered to catalog and make some sturdy storage boxes. Marcia and Rich have a list of tools available. You can check out the tools and try them at home, or,

Signup for our Open Shop Days on the last Sunday of the month from 9 am to 3 pm at the Chicago School of Woodworking. You can use any of the club's 9 full size lathes or our mini lathes to try out a tool from the Tool Library or

use one of the club's lathes to make something that you are having a hard time making at home on your lathe.



A number of our club members who have volunteered to mentor new turners or turners who are new to making a new shape or technique. You can meet at the mentor's shop or combine our Open Shop Days with a mentoring session.

Historically, the mentors have provided three sessions without charge and any additional sessions are negotiated compensation between the mentor and the mentee.

On that Education front, if you are not a member of the Association of American Woodturners ([woodturner.org](http://woodturner.org)), what are you waiting for?

Membership comes with a bi-monthly full color magazine mailed to your house, online access to all previous magazines with a great index, curated video library as well as weekly emails based on your interests and a members forum.

Cost is \$68 a year for an individual and Family memberships are \$68 for the first member plus \$5 for each additional member. Check out the website for more information and other benefits of membership. [www.woodturner.org](http://www.woodturner.org)

See you at the August meeting on August 8.

**Rich**



Scout-o-rama 2022

## June Minutes | *Frank Pagura*



Tonight, the start of the meeting was delayed a few minutes for audio adjustment problems. The interface with Zoom transmission and venue audio connection does have occasional issues.

The scheduled demonstrator for tonight is Mark Dreyer, he will show us how to make utility items, such as peppermills, pizza cutters and wine stoppers.

The Gallery reviewer is Rich Hall-Reppen

**AAW** Woodturner.org has listed all upcoming virtual presentations, check them out! This is the most economical way for members to view celebrity demonstrators up close.

**Member news** Open shop time at the School of Woodworking, is continuing. The event takes place on the last Sunday of every month, These open shop times are free of charge to members. Take advantage of this opportunity to try working on a larger lathe or using a special tool from the tool library. Next date is July 30, 2023, from 9:00 AM to 3:00 PM

Rich reminded everyone interested in exhibiting work at the **Illinois State Fair** that the application form must be mailed in and postdated by July 15, 2023

Rich Nye is out of town, but he wants to remind everyone that hand-on classes signup forms with **Roberto Ferrer** are on the back table. Brenda will help with details.

**Neil Turner** classes and demonstration are scheduled for September 9-11, 2023.

Of local interest, A **Learn to Turn Day** is scheduled for July 28, 2023, at the Arlington Heights Senior Center. Don Felch is spearheading this event see him for details.

**Scout-o-rama** The sign up sheet for volunteer instructors is on the back table. See Rich Hall-Reppen for all the details. Rich also announced that serious consideration has been given to locating a new home for CWT meetings. Any assistance and possible suggestions for this search are welcome!

**Turn on Chicago** Al and Kurt reported that after the first virtual organization meeting last month activity is picking up speed. Contracts are signed and deposits have been submitted with the event venue, the Crowne Plaza in Northfield, IL. The firm date is August 2-4, 2024.

The list of demonstrators is as follows: Stuart Batty, Roberto Ferrer, Greg Gallegos, Keith Gotschall, Kristen Levier, Laurent Niclot, Andy Kuby and Elizabeth Warren. A list of additional regional talent will be announced later in the year.

Kurt will have a volunteer sign-up form, starting at the August 2023 meeting to supplement the established committees, this will give members an opportunity to assist with TOC the blue-chip CWT bi-annual event.

**Beads of Courage** Andy plans a delivery of boxes and bags this week. A new contact person has taken over at Lurie Children's Hospital. This will clear up the inventory of boxes and bags, We will have three or four months until the next delivery so please bring in your contributions.

Andy has Beads of Courage buttons to finish your lids, see him if you need any.

**Pen For Troops** Dave shipped out a large shipment of pens, including over 300 pens collected by Mark Dreyer at the recent Midwest Pen Gathering Event.

Dave has pen kits for you for the "Take Some Bring Some Pen Program."

**Mentoring** Check the latest list of mentors if you need assistance with a particular skill or if you are experiencing difficulties. Some 'one on one' could be the answer.

**Membership** 37 in-person attendees and 13 participating via Zoom tonight, for a total of 50



## June Minutes | *cont.*

attendees. Brenda announced that we have 3 new members: Nathan Ward, Bill Flannery, Colin Pizarek and recognized two guests: Steve Henkel and Kyle Kron.

**Raffle** Another productive raffle took place, including an infinite variety of wood and assorted goodies. Thanks to Deb Hall-Reppen for her assistance.

**Safety** Frank showed a new Air Fed Helmet package, which was purchased at the recent AAW Symposium in Louisville. The C4 Protective Helmet and Clean Air Respirator proved to be the most comfortable and effective unit he has tried so far.

See the **Safety Report** for complete story.

Also, Scott Barrett donated 30 first aid kits which are on the back table, please take one on the way out. Thanks to Scott for helping to reinforce our continued effort to adopt safe practices in our shops.

**Demonstration** Mark Dreyer, true to form, showed how to simply get things done, fast and efficiently. He uses carbide-tipped tools with ease and well proven experience. His combination of casting and beautiful wood elevates his pieces from utilitarian to work of art. Check details in the demonstration report.

**Gallery** Rich had a good selection of pieces to critique. It is always remarkable to see the variety of work being produced by the club members.

Respectfully submitted by Frank Pagura, Secretary



## Safety Report | *Frank Pagura*

Tonight, the safety subject is the Peke Safety C4 Protective Helmet with Enclosed Respirator.

This line of helmets was developed for the welding industry and forest fire crews. The self-contained filtered air source straps on the operator's waist and is piped directly to the safety helmet. The helmet has a large unobstructed face shield and is light and comfortable.

The batteries have proven to last well over six hours continuous use with the normal speed setting. The most significant result of the test was the absence of a reaction when turning and sanding Katalox wood (A species that I have a sensitive reaction to). The purchase price is around \$650 ([www.pekesafety.com](http://www.pekesafety.com)).

Will continue to use this package the rest of this month and report back at the August meeting.

**Frank**



## Interactive Demonstration | *Mark Dreyer*



*Is that an Easy Wood Tools chuck?*

### Peppermills & Upgrading Your Kitchen

Mark Dreyer takes us beyond pens to talk about making peppermills and other turned objects for your kitchen.

Utility turnings incorporate many of the same techniques that are used in making pens, from using hardwoods to hybrids to casting. It allows for a great variation of turnings for your craft show.

Traditional handles using the same threaded inserts make it possible to switch out the apparatus, from potato mashers to micro-graters to pizza cutters, they are interchangeable. Your customer can mix and match their utensil.

Smaller utensils can even use a pen blank as a starting point for your handle. Bottle stoppers use small pieces of wood. Exotic Blanks ([exoticblanks.com](http://exoticblanks.com)) sells many types of utensils, as well as blanks.

Casting your own blanks provide you with even more creative designs for your handles. Spectrally is another great material to use for handles.

Inserts are easy to use, but beware of using translucent or clear blanks. Painting the insert white can help hide the insert, even amplifying the color of the blank. Sometimes painting the inside of the hole works too. Testor's model paints work well, available at Hobby Lobby.

Mandrels gives you the ability to mount your blanks from one side only. Creating your own bushings will help you standardize your handle diameters. Mandrels from Niles Bottle Stoppers work well, also available from Exotic Blanks.

Take extra care when using materials like Spectrally, where you want consistent positioning of your utensil relative to the grain or ply.

Bottle stoppers come in a variety of configurations and make for very cool objects.

Mark uses threaded eyebolts to hang his handles and can spray with lacquer in a production mode. He loves Yorkshire grit for final sanding of his handles. Original grit for wood and the micro grit for resins and hybrids.

Peppermills and salt shakers:

Mark uses his Easy Woods Tools chuck and carbide-tipped tools for the entire demonstration. The chuck does look pretty easy to use!

He does remind us that the use of masks is important for dust filtration and always protection for your head because you never know when something can fly off the lathe and smack you in your eyes!

For peppermills, salt shakers, bottle stoppers and handles, Mark appreciates the ease at which carbide-tipped tools can shape the wood without needing to have more expertise with skewers and gouges, riding bevel angles, etc.

Mark even talked about the 1/3 ratio for proportions of his shakers and grinders (See front page). Beading tools are great for making small beads.

Mark, thanks for expanding into more things to turn beyond pens!

**Phil**



## Turn-On! Chicago | *Al Miotke & Kurt Wolff-Klammer*

We are now almost a year away from Turn on Chicago 2024. We are looking for help on committees please see the attached list of committees and the leads.

If you see a committee you would like to join, please reach out to the committee chair or to Kurt Wolff-Klammer at [blhkgkurt@yahoo.com](mailto:blhkgkurt@yahoo.com).

Along with this, we will be looking for volunteers for set up and take down and during the event as a videographer, check-in, instant gallery, and other positions. Please consider helping make Turn-On! Chicago a successful event.

Thanks, Kurt Wolff-Klammer



*Al Miotke*



*Kurt Wolff-Klammer*

<b>Role</b>	<b>Committee Head</b>
<b>Chairperson</b>	Al Miotke & Kurt Wolff-Klammer
<b>Demonstrators</b>	Al Miotke
<b>Facilities</b>	Kurt Wolff-Klammer
<b>Registration</b>	Scott Barrett & Brenda Miotke
<b>Finance</b>	Mike Canfield
<b>Webmaster</b>	Andy Kuby
<b>Auction Database</b>	Scott Barrett
<b>Marketing</b>	Al Miotke & Marie Anderson
<b>Trade Show</b>	Dave Bertaud & Bob Leonard
<b>Instant Gallery</b>	Marie Anderson
<b>Auction</b>	Rich Nye & Al Miotke & Brenda Miotke
<b>Raffle</b>	Rich Hall-Reppen
<b>Audio / Video</b>	Peter Paul & Todd Cohen
<b>Photography</b>	TBD
<b>Tee Shirts</b>	Brenda Miotke
<b>Meals &amp; Banquets</b>	Al Miotke & Brenda Miotke
<b>Volunteers</b>	
<b>Set-Up</b>	
<b>Take-Down</b>	

## Instant Gallery | *Rich Hall-Reppen*

The Instant Gallery Review was conducted by Rich Hall-Reppen

Pictures of July's submission can be found on the CWT website!





## Meet the Turner | *Brenda Miotke*

### Clint Stevens

Clint began turning in 2002 after receiving a Sears lathe from his wife for Christmas! He had no idea what to do with the lathe but thought “how hard can it be?” After several dubious attempts of discarded Christmas tree he took the least hideous turning to a CWT meeting in the basement of the old Palatine Woodcraft – thus a turner was born! After a side-splitting gallery review of the turning, the members took pity and spent decades with Clint’s tutelage.

Travel has also helped his technique. Notable was the Ecole Escoulen School of Woodturning in France where Clint discovered the joy of multi-axis turning. This was adapted into turning his “Little Human Forms”, which I might add, I am an owner of one. He enjoys the artwork of many of the “French” turners. He insists that a woodturner’s work reveals much about their country’s culture and history.

It was hard to pin Clint down on some of his favorite turners since he believes all turners have something to offer, but he did mention that he finds many of our own club members to be world class. He likes the work Al Miotke produces and has a lot of respect for the women in turning such as Marie Anderson, Dawn Herdon-Charles and Betty Scarpino.

Clint likes to go to attend as many symposia as he can. His favorite regional school is the John C. Campbell Folk School in the mountains of North Carolina. For the past six years Clint has taught and taken classes including a clawhammer banjo class. Retirement has made it easier to attend out of the area symposia and classes. He enjoys the AAW but also says that the regional ones have a lot to offer.

Clint has several lathes...his pride and joy is a Robust American Beauty which he loves despite the initial sticker shock. He also has a JET 1642, a JET 1023 and 2 JET mini’s. Why so many? Why not? Clint keeps his lathes in a store front studio in the Edgewater neighborhood of Chicago. When he isn’t in his studio, he is often teaching at the Chicago School of Woodworking where he has held classes for ten years. In recent years he has been delighted to teach with Andy Kuby.

Much of Clint’s time is spent using his turning skills to help create fashion accessories as designed by the Chicago School of the Art Institute, Director of the Fashion Resource Center. The cuffs, rings and necklaces have been offered in galleries for twelve years.

Before retiring, Clint was the Chief Engineer for the Colorado water system, a job he really enjoyed! Has luck would have it for our club that his wife Sherri got a job offer in our area and they moved. Clint has been a big part of our club and continues to volunteer when needed.

I truly enjoyed our interview, and it was great to Meet the Turner.

**Brenda**

#### ***A note from Brenda:***

Hope you are enjoying the columns on “Meet the Turner”. I am always looking for members to interview. It’s a quick 10-15 minute interview. If you are interested, please contact me either via email [bkmiotke@comcast.net](mailto:bkmiotke@comcast.net) or phone: 847-682-1176 Thanks, Brenda!

## Classified | *Dave Bertaud*

Passed on via our member Bob Shuford, someone he knows is closing down his shop and selling some tools. The seller is Al Bjornson: I am having to close my shop of 40 years.

If you know anyone who would be interested in a 240 volt 10" Delta Unisaw for \$700, or a Grizzly 3 HP 240 volt 2 bag dust collector for \$300, call Al Bjornson, cell phone number: 847.644.2330

if you do reach out please identify yourself as a member of the Chicago Woodturners, so Mr. Bjornson knows where you got his information.



## Chicago Woodturners Tool Library

Rich Piper ([richpiper@aiaillinois.com](mailto:richpiper@aiaillinois.com) 773-350-5617) has assumed the responsibility for the Chicago Woodturner’s tool library and is in the process of transferring our tools to the Chicago School of Woodworking.

These tools will be available during Open Shop Days for members to use during the day. The tools will also be available for checkout so you can try them out at home before purchasing one of your own. A checkout system is currently being developed and any assistance would be appreciated.

Rich is working on organizing the club's tool library starting from scratch. He will need a member help in identifying what tools we may have lent out in the past but have lost track of. To that end, he requests that anyone who has a club tool, please let him know so it can be properly catalogued and made available to everyone.


Over the past twenty years the club has accumulated many interesting tools for members to use on a special project or just to try before investing. **One of the many benefits of membership.**

### *Herner-Geissler Woodworking Corp.*

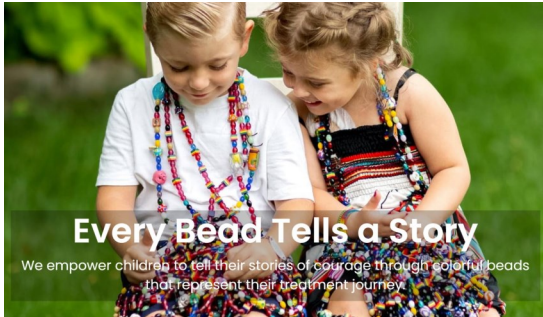
400 N Hermitage Ave  
Chicago, IL 60622  
312-226-3400  
Hours: M – F, 7:30AM – 2:00PM

58 years of accumulated inventory for sale.  
No reasonable price refused.

- Solid wood – domestic & exotics
- Veneer (raw & veneered panels)  
domestic & exotic
- Chemetal and other laminate sheets
- Machines/tools/clamps/hardware
- Too many items to list



(See more at Facebook Marketplace – HG Sales or stop by M – F, 7:30 till 2PM)



### Every Bead Tells a Story

We empower children to tell their stories of courage through colorful beads that represent their treatment journey.

**beads**  
of COURAGE®

*Providing Arts In Medicine For Children With Serious Illness*

The Chicago Woodturners have been donating Beads of Courage Boxes and Bags to the Lurie Children's Hospital for over eight years. Club members have provided hundreds (we lost count long ago) of turned boxes and hand-sewn bags for distribution to the patients at Lurie who are undergoing treatment for cancer and other serious diseases.

We have participated in personal distribution events at the hospital and regularly meet with the hospital staff member in charge of this program to replenish their supply.

Chicago Woodturners also have Beads of Courage workdays at the Chicago School of Woodworking where members can gather to assemble boxes together.

The Beads of Courage charity was founded in 2003 by Jean Baruch, a pediatric oncology nurse in Tucson, Arizona. It began as a small program aimed at using colorful beads to provide children coping with serious illnesses a tangible way to share their medical journeys.

Inspired by the resilience and bravery she witnessed in her young patients, Baruch noticed that traditional methods of tracking medical progress with charts and numbers did not adequately capture the emotional and psychological aspects of their experiences. In response, she created the Beads of Courage program to provide an alternative method of honoring and acknowledging the challenges faced by these children.

The program assigns specific beads to represent different medical procedures, treatments, and milestones in a child's journey. Each bead tells a part of their story, becoming a physical symbol of their courage, resilience, and achievements. The beads are proudly worn on a string, allowing children to share their stories with others and find strength and support in their journey.

Over time, the Beads of Courage program spread to hospitals across the United States and gained international recognition. The charity expanded its scope to support children with various chronic conditions, including cancer, cardiac conditions, rare diseases, and burn injuries.



Its mission is to improve the quality of life for these children and their families by providing them with a meaningful way to cope, find strength, and celebrate their milestones.

The Beads of Courage charity continues to grow and evolve, with ongoing research and collaboration with medical professionals, researchers, and child life specialists. Its impact extends beyond the beads themselves, as it aims to foster a culture of support, empathy, and understanding for children facing medical challenges.

**Beads of Courage, Inc**  
3755 E 34th St, Suite 117  
Tucson, AZ 85713



Andy Kubly, Al Miotke, Noe Mhica and Brenda Miotke 2017



Delivery March 2021, Clint Stevens, Al Miotke, Cindy Maysonet

### Bead Bowl/Box Guidelines

Beads of Courage members may receive thousands of beads. It is desirable for your boxes to hold them all. As a result, turned or rectangular lidded boxes need to be large.

- **Dimensions:**
  - Interior for turned boxes: 6" diameter (5" min.), 5" height (4" min.)
  - Interior for flatwork boxes: 4"x6"x4"
- **Base and lids:**
  - Box bases should be wide enough so the box is stable and does not tip over easily.
  - Lids for Beads of Courage boxes should be easy for small or ill children to remove or lift. Any finials should be easy for a small child to grasp and not too elaborate so they don't break.
- **Design considerations:**
  - Avoid excessively elaborate designs that may easily break or be damaged;

The Chicago Woodturners regularly donates \$25 to receive BOC logo beads for you to include anywhere within or outside the box.

Each logo bead comes with a Woodworker Artist card where you can include your personal signature. While these beads are not mandatory, you can appreciate how the beads and cards connect our art with the Beads of Courage mission. Everyone who receives a box or bag also has a personal connection to Chicago Woodturners members.

- **Finishes:**
  - Bowls must be safely sealed. Please use a safe finishing process without toxic materials. Bowls that have not been properly sealed can harbor mold which is dangerous to our members with compromised immune systems.
  - Do not use finishes like linseed oil or other finishes that take a long time to outgas.
  - Refrain from painting the boxes. Instead, highlight the beauty of the wood with clear varnish, a stain, and/or burning.

<https://beadsofcourage.org/bead-bowls/>



Providing Arts In Medicine For Children With Serious Illness

**Bead Bag Guidelines**

Occasionally a patient will not want, or require, a box and a bag is provided. The bags are also useful when a patient wishes to transport a portion of larger collection of beads to procedure. Many of the patients who receive these have hundreds of beads.

Please use the following directions for sewing bead bags to ensure consistency. If you have questions, Brenda Miotke and Rosemary Pagura have made hundreds of these.

**Materials** needed (per bag):

- 2 pieces 9 x 12" outer fabric
- 2 pieces 9 x 12" lining fabric
- 2 pieces Cording or ribbon 26"
- Beads of Courage Bead Bag label and "caring artist card" (available from CWT)

**Instructions:**

1. Sew Beads of Courage label in middle lower part or right corner of 1 piece of outer fabric.
2. Stitch pieces of patterned fabric together along the long edge.
3. Do the same process with lining fabric and iron the seams open.
4. Turn lining fabric right side out and place into outer fabric (right sides will be facing each other).
5. Stitch 1/4" from the top all the way around top.
6. To attach fabric together, iron seam open and turn right side out-



Boxes and Bags, March 2021

outer fabric will be facing out now.

7. To make the "tunnel" for the cording, stitch all the way around 1/2" from the top catching both the outer and lining fabrics.
8. Reinforce the side seams using reverse stitch.
9. Stitch all the way around 1 1/4" from the top catching both outer and lining fabrics.
10. Reinforce at side seams.
11. Using a seam ripper, open at side seams through the outer fabric only.
12. Turn bag inside out, and serge layers at the bottom together.
13. Turn right side out, and using a safety pin, thread cording through the 'tunnel' starting at one seam opening and ending at the same seam.
14. Repeat starting at the other seam.
15. Please include a "caring artist card" in each bag



International Association of Penturners



The Chicagoland Chapter of the International Association of Penmakers meets every third Saturday of the month, from 10:00 am to 1:00 pm at Woodcraft.

Join us, learn more about making custom pens and meet some of the best penmakers in Chicago!




7440 Woodward Avenue Suite, Woodridge, IL 60517




## 2023 AAW International Woodturning Symposium Demonstration Recordings

A selection of demonstrations were recorded at the 2023 AAW Symposium in Louisville, KY. Each one is available for a limited time. Select a demonstration below to watch the video.




Adding Sculptural Elements to Your Turnings  
Kristin LeVier

Available until 09/13/2023




Lidded Bowl  
Keith Gotschall

Available until 09/13/2023



Spinning Metal  
Lynne Hull

Available until 09/13/2023



Color—Hues and Tints  
Nicole MacDonald

Available until 09/13/2023

There's still time to catch AAW recordings from the 2023 AAW Symposium!

Visit [www.aawsymposiums.com/replays](http://www.aawsymposiums.com/replays)

## Watch Recorded Demonstrations

### In-Person Symposium Attendees

Anyone who purchased a multi-day registration to attend the 2023 AAW Symposium in Louisville, KY gets access to a select group of recorded demonstrations. *(This does not include single-day registrations).* These recordings are available for 30 or 90 days. To start watching, click the link below and enter your **AAW Member username and password**.

**WATCH NOW** →

### Virtual Symposium Attendees

If you registered for the 2023 AAW Virtual Symposium, you currently have access to the virtual portal where the 20 streamed demonstrations are available to view for 30 or 90 days. **Use the login you received via email**.

**VIRTUAL SITE** →



Woven through all of Neil Turner's artwork is a deep respect for the material and the natural forces that have acted upon it. A powerful example of this is Neil's fire form sculptures where he explores the dancing, ever changing patterns of flame. He works in negative, observing the subtle interplay of light and shadow and creating fluid forms from this very solid material.

He primarily uses Australian timbers and works in a highly sympathetic way with the material, the natural features of the timber informing the finished piece.

Neil's work has been shown in galleries across Australia and internationally. His fine sculptures and furniture feature in both public and private collections and he has received public art commissions. He has also been invited to demonstrate his skills at numerous schools and associations both locally and internationally.

**Neil Turner**, from Australia, will be teaching hand-on classes on Sept. 9, 10 and 11, 2023. Cost: \$400. Sign up with Brenda.

He is also doing the Interactive Demonstration, at the Sept CWT meeting on Sept 12, 2023





## Women in Turning

Women in Turning (WIT) brings together women worldwide who share a passion for woodturning. WIT is dedicated to encouraging and assisting women in their pursuit of turning, to sharing ideas and processes to further members' skills and creativity, and to increasing participation of women in the field of woodturning.

**As you may have heard**, the WIT Committee has announced a nationwide initiative of turning wig stands to be donated to various organizations that are giving away wigs to people going through chemotherapy.

Our goal is to give back to our communities in this worthwhile effort, especially since cancer has likely impacted each of us, our family, and/or our friends. Other AAW clubs including the Central Illinois Woodturners have supported this cause for some time and the WIT committee is thankful for their excellent documentation and willingness to share their knowledge. The committee has compiled this information which can be found here: <https://www.woodturner.org/common/Uploaded%20files/WIT/Articles/Collated%20articles.pdf>

This is a project that is great for beginners to professionals for the various techniques required to complete these wig stands including spindle turning, beads and coves, bowl turning, joining, and finishing. There is the potential to use up scraps that you may otherwise throw away by laminating them into blanks sized for this project.



*Central Illinois Woodturners*

Gentlemen, this is not just a 'women in turning' project. The WIT Committee has chosen to create nationwide awareness of this effort, and stress that turning wig stands is a project that is open to anyone interested in participating so please, give it a go.

It's a fast and easy project that can be completed in one session or broken up into several turning sessions, thus even small amounts of available free time can be used and you now have a good reason to stand at your lathe!

Dimensions are shown in the informational link shown above and as long as you stay within the dimension guidelines, the turned design is completely open, so have fun, experiment, learn (or teach someone?) and enjoy. The only requirement is the final finish for the wig stands needs to be polyurethane which protects from moisture and/or oil transferring between the wig and the stand.

Questions? Check out the very informative articles referenced at the above link or call me!

**Across the country**, WIT groups are holding small community building sessions where women can meet, get acquainted, build community, work on turning projects and learn. I believe this would be fun and would like to know if there is any interest in getting together for a morning / afternoon/ day to get to know each other a little better and maybe turn a few wig stands while we are at it.

Please reach out and let me know if this is something you might be interested in attending. If I get a few positive responses, I will organize something.

**In other news**, the next WIT Presents event is in the works and I will have more news next month. Watch here for details coming soon!

Respectfully submitted, Marie Anderson

## Open Shop at the Chicago School of Woodworking

As part of our partnership with the Chicago School of Woodworking, no fee Open Shop Days will continue to be available to the members of the Chicago Woodturners on the last Sunday of the month for the remainder of the summer. Open Shop Days provide our members with access to all our shared equipment and tools as well as incidental (or prearranged) mentoring. Each of the Shop Days has a facilitator/mentor on site.

The Chicago Woodturners has six JET 1642s, two JET 1224 mini's and three Powermatic 3520's in a dedicated turning area at the Chicago School of Woodworking. Turning tools are available, both from the school stock and the Chicago Woodturners lending library. Of course, all members are free to bring whatever tools and wood blanks they choose. Two slow-speed grinders, with a variety of aluminum oxide/CBN wheels and Wolverine Jigs, are available.

To avoid overcrowding, members who intend to attend should contact Andy Kuby [studio@riverwoodsturner.com](mailto:studio@riverwoodsturner.com).

The **Open Shop Sunday, July 30, 2023**, was attended by Jim Reynolds, Zhi Lu, Marie Anderson, Clint Stevens, Todd Cohen, Alan Verlo, Nedo Durdic, Kurt Wolff-Klammer, Al Miotke and Derek Cadmus. We had all but one of the Chicago Woodturners lathes busy. Marie and Andy Kuby brought in numerous bowl blanks and half-finished bowls so anyone who wanted to had more than enough material for Empty Bowls.

Jim brought nearly his entire shop, including his own grinder. Nedo had two large platter blanks and Clint started work on a cedar lawn ornament. Alan finished a poplar bowl and Zhi did an excellent job on his first box. Todd tested out his new Jamieson hollowing rig. Everyone was able to get whatever help they needed whenever they had a problem, lots of talent on hand.

**The next Open Shop will be the last Sunday in August, the 27th.**








## CWT Mentors

### Want to speed up the learning process?

Let a CWT Mentor help you. Leverage the wealth of woodturning knowledge at CWT!

Levels    B—Beginner    I—Intermediate    A—Advanced

Name	Town	Levels	Areas
Marie Anderson	Itasca	B, I, A	General turning, brainstorm with anyone
Dave Bertaud	Libertyville	B,I	General turning
John Dillon	Elburn	B	General turning
Tom Eovaldi	Evanston	B,I,A	General turning, natural edge, thin wall, hollowing and carving
Reto Gallati	Chicago	B	General turning
Rich Hall-Reppen	Geneva	B, I	General turning
Andy Kuby	Riverwoods	B, I, A	General turning, spindles, bowls, platters, pens, multi-axis, ornaments, finials and other topics
Al Miotke	Mt. Prospect	B, I, A	General turning, segmenting
Phil Moy	Lombard	B	General turning, pens
Rich Nye	Batavia	B, I, A	General turning, carving, texturing, painting, burning
Frank Pagura	Elk Grove Village	B, I, A	General turning



**The Chicago School of Woodworking** was established in 2007 to train students in the art of furniture making. Since then, our program has expanded to include the arts of turning, scroll saw, marquetry, Chip Carving, speaker making and cabinet making.

We are committed to providing students the knowledge and skills to create functional and beautiful furniture that can be enjoyed for generations.

We have chosen machinery and tools that are safe, up-to-date, and well maintained, so students can focus on learning and enjoy the varied aspects of building a quality piece of furniture or crafting wood art.

Find out more about our offerings and class schedules on our website!

# CHICAGO SCHOOL OF WOODWORKING

EDUCATING THE QUALITY MINDED HOBBYIST IN THE ART OF WOODWORKING

5680 N. Northwest Hwy, Chicago, IL 60646 | Phone: 773.275.1170

[chicagowoodworking.com](http://chicagowoodworking.com)

## Learn to Turn Day at the Arlington Heights Senior Center



*Marie Anderson and Abby, the Center Director with her first pen!*

## Empty Bowls

This is what we have collected so far this year from work days at CSW.

As of today, we have turnings from Andy Kuby, Bob Leonard, Bob Shuford, Bob Olmsted, Todd Cohen, Marie Anderson, H. Ramsey, several unsigned bowls and at least 1 unrecognizable signature.

Please remember there will be two Empty Bowls events this year and members from CWT and the WCWT are both supporting these events.

You can bring your donation to any club meeting or drop off at the Chicago School of Woodworking.

Please keep them coming! Thanks to one and all!

**Marie**



## Last Cut | Phil Moy



In last month's issue of AWT, I ended with the thought of making a wig stand as part of the WIT wig stand project. Here it is, with a specially designed non-slip grip.

I used bird's eye maple that was part of the treasures from the May garage sale, thanks to Dave Bertaud. Happy to pay it forward and indeed there were some lessons learned in the process of

making it

After doing the Beads of Courage article, a Beads of Courage box should be the next project!

See you in August at the CWT meeting!

**Phil**




AAW is a nonprofit organization dedicated to advancing the art and craft of woodturning worldwide through education.

With more than 16,000 members and over 365 local chapters globally, AAW members include amateurs, hobbyists, professionals, gallery owners, collectors, tool and equipment suppliers, and others.

Join the AAW and have access to the largest portfolio of woodturning-related material in the world!

Hone your knowledge and skills using AAW's online learning portals, exclusive print and digital publications, curated educational videos, high-quality safety resources, and more.



Oregon  
Convention  
Center

MAY 22-26

## American Association of Woodturners: The Annual AAW Symposium 2024

The date and location is set, all that's missing is you! Mark your calendars and make your reservations!

Visit the American Association of Woodturners at  
[woodturner.org](http://woodturner.org)

### AAW Chapters in Illinois

Club	Contact	Website
Central Illinois Woodturners	Normal, IL	centralillinoiswoodturners.com
Chicago Woodturners	Arlington Heights, IL	chicagowoodturners.com
Flatland Woodturners	Champaign, IL	flatlandwoodturners.com
Lincoln Land Woodturners	Springfield, IL	llwonline.com
Northern Illinois Woodturners	Rockford, IL	northernillinoiswoodturners.com
Quad Cities Woodturners	Rock Island, IL	qcwoodturners.com
South Suburban Chiselers	South Holland, IL	illianawoodturners.wordpress.com
Windy City Woodturners	Naperville, IL	windycitywoodturners.weebly.com



Est. 1988

35 years of craft, technology and tradition

Join us for our monthly meetings, all are welcome!

**CWT MEETING**

Tuesday August 8, 2023

Join us by Zoom only!



https://us02web.zoom.us/j/85167523967

Meeting ID: 851 6752 3967  
Passcode: 150544

**MEETING LOCATION**

**Christian Liberty Academy**  
502 W. Euclid Ave.,  
Arlington Heights, IL.  
60004.

6:30 pm Social Hour,  
7:00 pm to 10:00 PM

Free parking! Enter  
South Door on East  
Side, Chapel, 2nd  
floor, NE corner

**2023 Calendar of Events**

**CWT Meetings**

Jan 10	May 9	Sept 12
Feb 14	June 13	Oct 10
Mar 14	July 11	Nov 14
April 11	<b>Aug 8</b>	Dec 12

**Events**

Last Sunday of every summer month	Open Shop	Chicago School of Woodworking
Sept 9-11	Neil Turner Class	Chicago School of Woodworking
August 1-4, 2024	Turn-On! Chicago	Crowne Plaza, Northfield, IL
Dec 2	Empty Bowls Sale	Oakton Community College

**It is even more fun when you bring a friend!**

**Reasons to join Chicago Woodworkers**

- Monthly meetings & newsletter
- Access to club member expertise and mentors
- Classes and hands-on sessions with name turners
- In-person demonstrations, product discounts, raffles
- and generally a good group to hang out with....

**Membership Fees**

- \$30 Individual membership
- \$40 Family membership.
- \$10 Under age of 25

Yearly membership fees for Chicago Woodturners are due at the beginning of the year. You can join at anytime of the year!

Pay with cash or a check at the monthly meeting. (Make checks payable to 'Chicago Woodturners')

Application forms are found online! Contact Brenda Miotke for more information. By email: [bkmiotke@comcast.net](mailto:bkmiotke@comcast.net)

Or by snail mail

**Chicago Woodturners**  
c/o Brenda Miotke  
920 North Sumac Lane  
Mount Prospect, IL 60056



Est. 1988

*Join the movers and shakers of woodturning in Chicago!*



Visit the Chicago Woodturners at [chicagowoodturners.com](http://chicagowoodturners.com)