



As the Wood Turns

November, 2023

Volume 35, Issue 11

Chicago Woodturners Newsletter

A chapter of the American Association of Woodturners

Inside this issue:

Editor's Corner	2
President's Curls	3
October Minutes	4
Interactive Demo	5
Classifieds	8
Open Shop	9
WIT	10
Turn-On! Chicago	13
Turn-On! Chicago	13
Last Cut	13
AAW	15

What's Trending in Woodturning?

1. Resin and Wood Hybrid Projects:

Combining resin casting with woodturning was a growing trend. Makers were creating stunning hybrid pieces by embedding colored resin in their woodturning projects, often using epoxy resin to create beautiful and unique designs.

2. **Segmented Woodturning:** This technique involves cutting and assembling multiple wooden segments to create intricate patterns and designs. Segmented woodturning allows for a wide range of creative possibilities.

3. **Natural Edge Bowls and Vases:** Many woodturners were embracing the natural features of wood by leaving the bark and natural edges intact in their projects. This style adds a rustic and organic touch to woodturned items.

4. **Exotic and Unusual Wood Species:** Woodturners were increasingly experimenting

with rare and exotic wood species to create one-of-a-kind pieces. Some makers were also using reclaimed or salvaged wood for environmentally friendly projects.

5. Texture and Surface Embellishments:

Adding texture and surface details to woodturned items was a trend. Techniques like carving, burning, or texturing with specialized tools allowed for more intricate and visually appealing designs.

6. **Educational Content:** The woodturning community was actively sharing knowledge through online platforms, including YouTube, forums, and social media. Many woodturners were creating tutorial videos, sharing tips, and hosting virtual workshops to help beginners and fellow enthusiasts improve their skills. (Cont. on Page 2)

Special points of interest:

- CWT Mentors
- CWT Tool Library
- CWT Mentors
- Empty Bowls—Batavia
- Christmas Ornament Challenge

CWT MEETING

Tuesday Nov 14, 2023

6:30 pm to 10 pm

Hybrid meeting!

Zoom info on Page 3



CWT Christmas Party

Hey Chicago Woodturners,

I know it is still 3 months away but you all know how quickly time goes by. Our Christmas Party will be held on December 12th at the Golf Center (same place as last year).

Could you please consider donating a small Christmas tree, ornament or small wooden present for the table decorations. It was such a hit last year. You can bring to club meetings or mail them to me or drop them off at my house.

Update: We are getting closer to our Holiday Party date. If you plan to attend the festivities, please send a check (\$20 per person) to me at 920 Sumac Lane, Mt. Prospect, IL 60056 or bring it to the November 14th meeting. If you've gone before you know how great the food is and how much fun we have. I hope you all will join us for a fun night.

Thanks in advance,

Brenda bkmiotke@comcast.net

Editor's Corner | *Phil Moy*



Phil Moy

We can start looking ahead to the New Year which is only a month away. I couldn't help but ask Chat GPT what was trending in woodturning.

It's gratifying to know that if you scan the list of topics, the activities of CWT, our Interactive Demonstrations, turnings that are brought to Instant Gallery, local symposiums like Turn-On! Chicago and MPGand national symposiums by AAW expose us to practically every item on the list!

It shows that CWT is right on target with bringing current topics in turning to the membership.

ChatGPT and AI is to get a boost where it can search everything on the web, where previously it was limited to things pre-2021. The other change is that generating text and images is being brought together into the same program.

Of course if you're not dabbling in AI, this probably means nothing to you! It's rumored that in January, Samsung's new smartphone are going to support AI capabilities. So whether or not you use it, it's going to be in your back pocket!

The Writer's strike and the Screen Actors Guild (SAG) strike point out the dangers to creativity and copyrights that AI can bring. When you see some of the writings and images created by AI, those concerns are real.

Tread carefully and learn to spot reality from material by bad actors. The same goes for those e-mails from your bank that ask you to login because there's a problem with your account. Sometimes a red flag is not that red.

Happy Thanksgiving to all!

Phil

What's Trending in Woodturning? | *cont.*

7. **Incorporating Metal and Other Materials:** Some woodturners were experimenting with combining wood with metal, acrylic, or other materials to create mixed-media pieces that pushed the boundaries of traditional woodturning.

8. **Sustainability and Eco-Friendly Practices:** There was a growing awareness of sustainability in the maker space, with some woodturners prioritizing the use of sustainable wood sources and environmentally friendly finishing products.

9. **Tool Innovation:** The development of new woodturning tools and equipment was ongoing. Innovations in tool design and technology were making woodturning more accessible and efficient.

10. **Online Communities and Collaboration:** Online communities, forums, and social media groups were thriving, allowing woodturners to connect, collaborate, and showcase their work to a global audience.



Letters to the Editor

Comments, complaints or ideas? *Send them to the Editor!*

Email them to: editor@chicagowoodturners.com

As the Wood Turns is a monthly publication of the Chicago Woodturners, a Chapter of the American Association of Woodturners.

President, Rich Hall-Reppen	Contributing Editors: Clint Stevens, Andy Kuby, Al Miotke, Marie Anderson, Brenda Miotke, Frank Pagura, Leslye Winslow
Vice President, Rich Nye	E-mail: editor@chicagowoodturners.com
Treasurer, Mike Canfield	Website: chicagowoodturners.com
Secretary, Frank Pagura	
Newsletter Editor, Phil Moy	



Est. 1988

CWT MEETING

Tuesday Nov 14, 2023

Format: Hybrid

In person at CLA / Zoom



<https://us02web.zoom.us/j/85167523967>

Meeting ID: 851 6752 3967

Passcode: 150544

Interactive Demo

John Dillon

Natural Edged Bowls

President's Curls | *Rich Hall-Reppen*

I know that all of our members are busy making their Holiday Gifts, right? I've been thinking about what to make, but haven't made any firm decisions. Lots of nice items in all of those emails and catalogs that show up in my inbox and mailbox. Not to mention all of the stuff I have bought during the past year: wood from a couple of moving and estate sales, wood I found in my basement and garage once I started to organize it onto shelves instead of a big pile on the floor, and kits and parts I bought (on sale, of course) for pizza cutters, graters, pens, pepper mills and stuff I don't remember where I got it. So, time for full time making.

Before I get busy making Christmas presents, I want to make sure everybody signs up for the Chicago Woodturners Holiday Party on Tuesday December 12, 2023. Brenda has a nice article in this month's newsletter about all of the details. Same place as last year. Bring a present as part of the present exchange – it can be something you have made or some things for you to make (see my first paragraph above). Door prizes for everybody and good food. Cost is \$20 bucks a person.

While you are paying for the Holiday party, now is a good time to pay your dues for 2024. \$25 for an individual and \$40 for a family and \$10 for a youth. If you are not a member of the AAW, check that out, too, Christmas present to yourself and your partner.

John Dillon is doing the demo this month on making a natural edge bowl. If you have been out to the Fox Valley Gallery of Wood in Batavia, you will see a few of John's natural edge bowls of various sizes on the shelves, but they bought pretty quickly, so John has to keep making them. Back to that first paragraph above about making more stuff.



Turn on Chicago (August 1 to 4, 2024) registration opens up on January 2, 2024 through the Turn on Chicago web page. Great group of local and national demonstrators. Good trade show (see first paragraph above) where you can buy more wood, tools, raffle tickets and stuff to make – and no shipping charge. Held at Northbrook hotel that is right off of the Tollway.

Midwest Pen Gathering (April 19 & 20, 2024) held in Hoffman Estates registration just opened. Probably the best symposium devoted to pen making in the world. Good group of local and national demonstrators. Good trade show. Great raffle and the most inexpensive symposium cost.

We are putting together our demonstrator and in-person class schedule for next year. Let us know if there is anybody you would like to see demonstrate at a club meeting and anybody you want to take a class from.

Now, back to the shop!

Rich

October Minutes | *Frank Pagura*



Tonight's demonstrator is Al Miotke, Al will show us texturing, coloring, and carving.

Rich Nye will be our gallery reviewer.

AAW It appears that 40% of our club members are AAW members, considering the benefits provided when AAW members we think 70% of our membership should be a an AAW member.

Open Shop on the last Sunday of each month. A good opportunity to use a larger lathe if you don't have one. Experiment with club tools like boring and texturing. We had Neil Turner classes there and a few turned pieces that were done in that class were in Instant Gallery

Rich is working on finalizing a date for **Roberto Ferrer**, you will receive an email giving you plenty of warning when a date for this class is established.

Mark Dreyer announced that a **Learn to Turn event** is going to take place on October 21st at Woodcraft in Woodridge. Come and bring a friend.

Empty Bowls was last week in Batavia. Around \$ 1,200 was collected.

Details are set for the **CWT Holiday Party** on December 12, 2023. Brenda needs your checks, \$20 per person.

Also, it is time for **membership dues renewal** \$30 per person and \$40 per family.

Stevenson High School Pen Turning Event Brenda needs you to sign up because a security questionnaire needs to be filled online.

As you saw the **silent auction table** was set up in the back of the room, all these items will go to the highest bidder tonight.

Bylaws Election for Vice President and Secretary will take place at the next CWT meeting in November. Currently Rich Nye (for VP) and Frank Pagura (for Secretary) are in the running for another 2 year term. Some competition would be welcomed.

TOC Al reported that he and Phil Moy have put together a short video welcoming potential attendees to the 2024 Symposium. The video features work produced by the outstanding lineup of demonstrators and shows Club activities. The video is already up on the TOC site, check it out. Kurt could use a few well-placed volunteers to assist the established committees. This is a good opportunity to meet up close with the demonstrators during the various rotations.

Pen for Troops Bring a pen, get a kit that is Dave policy. He always has a never-ending supply of pen kits with him.

Safety Frank talked about a YouTube video that Derek Cadmus shared with him. The video showed a turner being hit by a bowl blank which somehow left the lathe while still spinning at a considerable speed. Frank was reluctant to show the video because it only served as shock value and did not contribute greatly to enhance safe turning.

The turner was wearing a full-Face Shield which protected the face very well, it allowed the turner to escape with a bump on his nose and forehead but no stiches or lacerations. His forearm and hand showed some bruises but luckily no long-lasting harm. Like most YouTube videos this created more questions than answers. The obvious good message is A PROPER FACE SHIELD is worth its price in gold. Standing in the RED ZONE is a definite NO-NO.

Membership Report Brenda announced that tonight 49 members are in attendance in person, and 12 are on Zoom. A new member was recognized, and a guest welcomed.

The **Gallery Review** was next, Rich Nye did his usually masterful job with a well stoked table.

The Interactive Demo was preceded by a short break, which allowed time for the first monthly meeting silent auction.

Dutifully submitted by Frank Pagura, Secretary

Interactive Demonstration | *Clint Stevens*



Al Miotke

Al Miotke

Any of us would be hard pressed to name anyone who has done as much for the Chicago Woodturners as Al Miotke. Well, maybe Brenda Miotke. So who gave us a master level demonstration at our October meeting? Al Miotke, of course. Al described methods of adding texture and color to woodturnings.

Al's primary rotary carving tools include:

A Foredom rotary carver. This tool comes with a flexible shaft that provides power to a hand piece which itself can hold many different carving bits. The flexible shaft can run at speeds up to 18,000 RPM. While this may be considered slow compared to other carvers, the Foredom is the carver that delivers the best torque. When there is a lot of wood to be removed for roughing out or shaping, Foredom is the go to carver.

A micromotor carving tool. This option reaches speeds of about 35,000 RPM. This is a versatile carver with many optional burrs available. With practice, this carver can provide excellent results for surface enhancement. It's the main choice for relief carving.

A high speed pneumatic detail carver. Al's tool is the NSK, an artist's version of a dental tool. This air driven tool is capable of speeds up to 400,000 RPM. This may be the most expensive option and requires a steady source of dry air (a larger capacity air compressor and tank). The trade off is that the tool almost disintegrates thin wood. Unfortunately, all this speed comes at the cost of torque. It's easy to over feed the cutting burr causing it to burn or stop. This tool is excellent for finely controlled cuts, but removes only small quantities at a time.

Al discussed a few of his textured and colored pieces including a platter with a rim that had been stippled (with an NSK tool) and colored using a procedure called "dry brushing." This technique uses a paint brush which is relatively dry but still has a little paint on it. Once the brush picks up the paint, it's pulled

over a paper towel until only a trace of paint remains. When applied to the woodturning, the paint leaves only a hint of the color that was on the brush. The effect is a surface that appears soft or blurry. Several colors can be applied to the same piece, each adding a richness that can't be achieved any other way. While this method can work with almost any paint, Al uses Golden brand acrylic paint. Golden has a plethora of instructional videos on YouTube including a few on dry brushing techniques. In order to control



paint wicking onto areas where it's not wanted, Al will cut or burn a border. In addition, applying a finish will help enclose the paint where it's needed.

Al recommends using tight grained woods (i.e., Maple, Cherry) which is less likely to leave "fuzzies," that is wood fibers torn on corner cuts. The first cuts are made with coarse Saburrtooth brand carbide cutters. These remove wood quickly but leave deep scratches in the wood. The next burr is a fine carbide tipped carving tool. These cuts are refined with a more detailed burr. Final cuts are made with stump cutter burrs which are high speed steel burrs with crosscutting edges. These don't remove much wood, but leave a smooth surface.

Al demonstrated carving with a 1/8 inch round burr. Regardless of the burr being used, it is never presented on its tip, but always on the side of the burr. The round burr is run at the maximum recommended speed to get the cleanest cut possible. The stippling technique doesn't leave individual circular holes because Al stipples the areas between those holes. This leaves a much more pleasing random mottled texture.



Interactive Demonstration | *Clint Stevens*



The second technique used a stump cutter with the tip ground away. The result is a tool that is capable of cutting sharp “V” shapes in the wood. Multiple small passes are much better than a single cut.

Any leftover “fuzzies” are removed with either a small butane torch or one inch diameter abrasive wheels mounted onto a micromotor. (Note, I’ve just ordered 40 of these in a variety of grits for \$10. Yes, Amazon may be somewhat evil, but that devil delivers the goods.)

An ingenious addition is a section of tape onto the shaft of the bit to act like a fan to blow out the sawdust that would otherwise accumulate in the carved area.

Once the carving is finishes, paint is applied. Begin with your darkest color for the base. Al’s example was black. On top of that was applied lighter and lighter shades of acrylic paints. Have a color wheel handy. It’s simple to determine complementary colors such as green and red, or blue and orange. Note that orange is simply yellow and red. Like Al, you can mix these colors in your pallet or paint tray. The dyslic paint brush is Al’s go-to brush. It’s flat, has an angled chiseled edge and is thick enough to hold a lot of paint. Once the brush is loaded, it’s wiped onto a paper towel to remove almost all the paint before it’s applied to the wood. Lighter and lighter colors are layered to give a



deep complex color scheme. The low areas will retain more of the darker colors while the carved edges will reveal lighter colors.

The amount of amount of information presented is almost incomprehensible. Perhaps contacting Al would help. My suggestion is that you drop an email to Al with the super secret encrypted phrase only presented here. The phrase is, “I want to volunteer for the 2024 TOC.” Don’t worry, Al knows what it means and will see to it that you are well cared for.

Hey, thanks Al. Your many contributions to CWT are greatly appreciated.

Clint

Empty Bowls | *Marie Anderson*



Set-Up crew and workers for the day.
Left to Right – Any Kuby, Frank Pagura, Jack Harkins, John Dillon, Art Laschober, Marie Anderson

The Batavia Boardwalk was the site of October’s Empty Bowls sale. Empty Bowls raises money for the food pantries through sales of bowls made and donated by woodturners from CWT and Windy City Woodturners.

The recipients of the funds collected during the Empty Bowls event include; The Batavia Interfaith Food Pantry; The Northern Illinois Food Bank and the Fox Valley Food for Health organization.

The sale was a great success, raising \$1,200.



Meet the Turner | *Brenda Miotke*



Brad Davis

Brad joined the Chicago Woodturners in March of 2021 when Rich Nye introduced him to our club. He has been turning since 2004.

Brad was making bandsaw boxes when a friend turned him a box and that was how his love for turning began. He has never had any “formal” training as a turner and considers himself self-taught, but looks forward to attending classes the club has to offer. He makes bowls, boxes and other utilitarian items. In 2011 he began ornamental turning and he is looking forward to learning more about that craft. Most recently has dipped his hand at wall art with embellishments.

As with most turners, Brad believes that there are a lot of great turners, many in our own CWT group, but he does like the work of Nick Agar, Mike Jackofsky, Neil Turner, Jacques Vesery, Han Wiessflog and the work of someone you may or may not know, Colin Way of the UK.

Because Brad has a working farm, it is not always easy for him to attend any of the symposiums that

are out there, but he has gone to a few AAW's in Chattanooga and Kansas City, and he really does enjoy them. He hopes to be able to attend more in the future.

When I asked Brad about his workshop, his one-word answer was “full”, that is probably because he has several lathes that he allows turners from his area to come in and use. Rose engine, ornamental and metal lathes complete the workshop.

Brad was a Golf Course Superintendent in Texas when he decided that he did not want to raise a family in the Dallas area so he packed up and moved to Iowa. He owned several pizza restaurants and recently sold the last one to his daughter. Now he works for her!

Brad likes to landscape, fish, farm and “play” with remote controlled air crafts.

It was my pleasure to Meet the Turner.

Brenda



Classifieds | *Mark McCleary*

Shop Downsizing Sale

Delta Model 46-460 "MIDI" Lathe 12-1/2"

(including optional bed extension!)

Like new condition \$700-\$800

Excelsior (Rockler) Model: MC1018

Gently used condition, 10"x18" 1/2 hp mini lathe

Electronic variable speed \$275-\$300

Jet PFS-1000B Air Filtration System

Remote with 3-speed, timer settings, Gently used condition

(just missing hanging U-bolts) \$250-\$300

Steel City 13" Thickness Planer Model #40200

Gently used condition \$200-\$250

Delta 6" Joiner Model 37-190?, w/stand and mobile base

Gently used \$150-\$200

Hitachi 10" Compound Mitre (Chop) Saw Model C10FC2

w/carbide tooth blade

Gently used \$150-\$200

Rockwell Bladerunner Table Saw plus Wall Mount Model RK7321

(Including accessory Picture Frame Cutter), Like new condition

\$100-\$150

Sears Craftsman 1/2 hp Oscillating Spindle Sander

Used condition \$80-\$100

Contact Mark McCleary Mobile/text 630-442-3489 Villa Park

For more information: E-mail jmarkmccleary@hotmail.com

Classifieds | *From a fellow Wisconsin Woodturner*

I am trying to help the widow of one of our former woodturners sell her husband's 2HP Oneway lathe with extension bed and loads of extras. It is recently inspected and in perfect running condition on 220V. Model number 2036 #38, built 1996

She wants \$3,500 for everything. First floor walkout basement with driveway right there 650 pounds plus weight of extension bed. Unit has been extremely well maintained. (I already have a Oneway). Location 1/2 hr from west of Milwaukee.

He also had a other stuff: large number of exotic turning woods, a vacuum pump, Dewalt scroll saw. I told her I will help her find a good buyer. The price is 1/2 of a new one from Canada. Buyer would need to pick up. For more info, contact: jimshander@gmail.com

Jim Shander, Waukesha WI (262) 349-3350 evenings after 6pm



Oneway 2036 ((not a picture of the one for sale))

Open Shop at the Chicago School of Woodworking

As part of our partnership with the Chicago School of Woodworking, no fee Open Shop Days will continue to be available to the members of the Chicago Woodturners on the last Sunday of the month for the remainder of the year. Open Shop Days provide our members with access to all our shared equipment and tools as well as incidental (or prearranged) mentoring. Each of the Shop Days has a facilitator/mentor on site.

The Chicago Woodturners has six JET 1642s, two JET 1224 mini's and three Powermatic 3520's in a dedicated turning area at the Chicago School of Woodworking. Turning tools are available, both from the school stock and the Chicago Woodturners lending library. Of course, all members are free to bring whatever tools and wood blanks they choose. Two slow-speed grinders, with a variety of aluminum oxide/CBN wheels and Wolverine Jigs, are available.

To avoid overcrowding, members who intend to attend should contact Andy Kuby studio@riverwoodsturner.com.



Here's where you will enter your ornament through November 30th.

Please click this link(below).

<https://docs.google.com/forms/d/e/1FAIpQLSc0u0xe7tNbL3bJk7X6bYTTcnFDjsa2McaYJXQ/viewform?usp=sharing>

This year, my 12 year old granddaughter designed a Google form to dramatically improve the entry. You do NOT need a Google account. We need information about your ornament, a picture, and how to contact you. Click on the link above this note to start entering your ornament

Please remember – Only 1 (one) picture per ornament.

However, you may submit multiple ornaments(Max 5). But, please only send your favorites. You may use photo editing to compose multiple views into one image(1 image file per ornament).

Please also note that we may have to crop and reduce resolution since image files are very large.

After your entry has been accepted, we will email your coupons. Please keep this email.

Visit to watch the video and learn more www.asthewoodturns.com/challenges/



Women in Turning (WIT) brings together women worldwide who share a passion for woodturning. WIT is dedicated to encouraging and assisting women in their pursuit of turning, to sharing ideas and processes to further members' skills and creativity, and to increasing participation of women in the field of woodturning.

WIG STAND INITIATIVE UPDATE

On October 18th Angela McCrum of Living Well Cancer Resource Center visited the Windy City Woodturners monthly meeting to give a presentation about their organization and the programs they offer including providing wigs to their clients at no charge.

We were able to make our first delivery of 12 wig stands to her during this meeting. Angela advised us that last year alone they distributed over 350 wigs. She said that they would be able to handle up to 75 wig stands a quarter if our members are willing to donate them.

Angela related how losing your hair is a very personal experience and these lovely wig stands will offer some comfort to the men, women and children who are the recipients of these stands. This is such a gift to them.

If each of our members committed to making at least 1 wig stand a year between Windy City Woodturners and the Chicago Woodturners we would be very close to this number.

Thank you to those members who have donated so far including Don Kosik, Frank Pagura, Nate Wick, Bruce Wick, John Dillon, Phil Moy, Art Laschober, Mary Arp, Bill Weiler and Marie Anderson.

Feel free to embellish these wig stands in any way you like and please remember to use a WATER BASED POLYURETHANE or POLYCRYLIC like MINWAX POLYCRYLIC for the final finish on top so that it is water-proof (obviously it will be in contact with the wig so waterproofing ensures there will be no transfer of oils or moisture.)

The WIT liaison from the Central Florida Chapter shared that their entire club has gotten behind this initiative. They were able to deliver 50 wig stands in just 2 months. The local news media covered the story.

They developed a personalized tag that is attached to each wig stand for the end recipient. Modified for our club(s) it would read: Compassionately turned and donated by members of the Windy City Woodturners and Chicago Woodturners clubs. Wishing you the very best on your courageous journey. The reverse side



has their logo and website. The Women in Turning Committee is keeping a running count of delivered wig stands. As of this writing the count stands at 161 (2 weeks ago the count was just 123). Can we push this number over 200 before the end of this year? I believe we can. The instructions for this project can be found here.

WIT PRESENTS EVENTS

Hopefully you were able to attend the November 4th WIT Presents: Marilyn Campbell and Kalia Kliban presentation. These two women create different types of wood turned art and their stories allowed us a peek into how their work evolved. If you missed it, you will be able to watch the replay on the AAW/WIT website by following this link.

The next WIT Presents presentation WIT Presents: Elenore Lakeland is scheduled for January 6th and registration for this free event should open just about mid December. Remember, the presentation is free but you must register to get the meeting code for this virtual event.

WINTER WIT NEWSLETTER

The next issue of the WIT Newsletter is in production and should be out right around Thanksgiving so watch your email. The theme for the gallery is “giving back to your community”.

Andi is looking for pictures of any Empty Bowls, Pens for Troops, Beads of Courage Boxes, Canes for Vets, or ornaments for Alzheimer's events that women have participated in with their local clubs. I have some photos but if you have any, please forward directly to Andi Wolfe here (or you can send them to me.) NOTE: The wig stands will be recognized separately.

Lastly, WIT is also recognizing women veterans in this issue of the WIT newsletter. If you are a veteran or have mentored a veteran or been mentored by a veteran we would like to hear your woodturning story. Please consider sharing your story with us. Send it to Andi Wolfe at the above link.



Women in Turning Presents

Marilyn Campbell
Kalia Kliban

Saturday, November 4, 2023
4pm EDT | Online

Join us for online artist talks and Q&A with two talented woodturning artists, Marilyn Campbell and Kalia Kliban. Free. Pre-registration required. tiny.cc/WITregister



Wig stands from CWT and Windy City Woodturners


Chicago Woodturners Tool Library

Rich Piper (richpiper@aiaillinois.com 773-350-5617) has assumed the responsibility for the Chicago Woodturner’s tool library and is in the process of transferring our tools to the Chicago School of Woodworking.

These tools will be available during Open Shop Days for members to use during the day. The tools will also be available for checkout so you can try them out at home before purchasing one of your own. A checkout system is currently being developed and any assistance would be appreciated.

Rich is working on organizing the club's tool library starting from scratch. He will need a member help in identifying what tools we may have lent out in the past but have lost track of. To that end, he requests that anyone who has a club tool, please let him know so it can be properly catalogued and made available to everyone.

Over the past twenty years the club has accumulated many interesting tools for members to use on a special project or just to try before investing. **One of the many benefits of membership.**



The Chicagoland Chapter of the International Association of Penmakers meets every third Saturday of even months, from 10:00 am to 1:00 pm at Woodcraft.

Join us, learn more about making custom pens




7440 Woodward Avenue Suite, Woodridge, IL 60517

 **Segmented Woodturners**
Chapter of the American Association of Woodturners

A leading international non-profit organization advancing both the art and craft of segmented woodturning thru educational activities for all interested parties from beginners thru studio artists.

Exploring Possibilities



To learn more or join:
www.segmentedwoodturners.org

See reverse side for a list of membership benefits

 **Mundelein Tool Library**
Caring Through Sharing

A tool library is just like a book library—you can register and check out tools as needed. No need to buy that one-time use tool! We have over 1,600 tools!

Hours & Location

Tuesday 4–7 PM
Saturday 9:30 AM–3:30 PM

 **428 N Chicago Ave, Mundelein, IL 60060**

 **224-475-0435**

 **office@mundeleintoolibrary.org**



Turn-On! Chicago 2024

Turn-On! Chicago 2024

SAVE THE DATE!
Registration opens Jan 2, 2024

Woodturning Symposium
Northbrook, IL August 2-4, 2024

Brought to you by:
CHICAGO WOODTURNERS
chicagowoodturners.com

A chapter of the American Association of Woodturners

Demonstrators

Stuart Batty

Roberto Ferrer

Greg Gallegos

Ken Gotschall

Niclot Laurent

Kristin LeVier

Rob Wallace

Elizabeth Weber

A Thanksgiving message . . .

Woodturners can be thankful for the many different kinds of trees that provide us with the multitude of woods that we can choose from!



Last Cut | *Phil Moy*

The year rushes by, and we find ourselves with one more meeting in 2023 at Christian Liberty for November. We can be thankful for the space they have provided the club for years, even though it lacks air conditioning and an elevator. Perhaps 2024 will find us a space with everything that we would like have for meeting space. (Looking at you, Frank!)

As I write this letter, I am happy to report that I will be taking on the role of Executive Director at the Chicago Chinatown

Chamber of Commerce, starting in December. I am sure I can find a restaurant for a club meeting!

I am sad to report that once again I might be doing less turning until things settle down with the new job. It does raise the question, why aren't there more turnings in metro Chicago? Perhaps there is room to create a branch of CWT somewhere on the South Side!

See you at the CWT Christmas Party!

Phil




CWT Mentors

Want to speed up the learning process?

Let a CWT Mentor help you. Leverage the wealth of woodturning knowledge at CWT!

Levels B—Beginner I—Intermediate A—Advanced

Name	Town	Levels	Areas
Marie Anderson	Itasca	B, I, A	General turning, brainstorm with anyone
Dave Bertaud	Libertyville	B, I	General turning
John Dillon	Elburn	B	General turning
Tom Eovaldi	Evanston	B, I, A	General turning, natural edge, thin wall, hollowing and carving
Reto Gallati	Chicago	B	General turning
Rich Hall-Reppen	Geneva	B, I	General turning
Andy Kuby	Riverwoods	B, I, A	General turning, spindles, bowls, platters, pens, multi-axis, ornaments, finials and other topics
Al Miotke	Mt. Prospect	B, I, A	General turning, segmenting
Phil Moy	Lombard	B	General turning, pens
Rich Nye	Batavia	B, I, A	General turning, carving, texturing, painting, burning
Frank Pagura	Elk Grove Village	B, I, A	General turning
Paul Pyrcik	Lisle	B, I, A	General Woodturning, Overview of Lathes, Tools, Accessories, Shop Set-up, Turning Acrylics and Alternative Materials



The Chicago School of Woodworking was established in 2007 to train students in the art of furniture making. Since then, our program has expanded to include the arts of turning, scroll saw, marquetry, Chip Carving, speaker making and cabinet making.

We are committed to providing students the knowledge and skills to create functional and beautiful furniture that can be enjoyed for generations.

We have chosen machinery and tools that are safe, up-to-date, and well maintained, so students can focus on learning and enjoy the varied aspects of building a quality piece of furniture or crafting wood art.

Find out more about our offerings and class schedules on our website!

CHICAGO SCHOOL OF WOODWORKING

EDUCATING THE QUALITY MINDED HOBBYIST IN THE ART OF WOODWORKING

5680 N. Northwest Hwy, Chicago, IL 60646 | Phone: 773.275.1170

chicagowoodworking.com




AAW is a nonprofit organization dedicated to advancing the art and craft of woodturning worldwide through education.

With more than 16,000 members and over 365 local chapters globally, AAW members include amateurs, hobbyists, professionals, gallery owners, collectors, tool and equipment suppliers, and others.

Join the AAW and have access to the largest portfolio of woodturning-related material in the world!

Hone your knowledge and skills using AAW's online learning portals, exclusive print and digital publications, curated educational videos, high-quality safety resources, and more.



MAY 22-26

American Association of Woodturners: The Annual AAW Symposium 2024

The date and location is set, all that's missing is you! Mark your calendars and make your reservations!

Visit the American Association of Woodturners at
woodturner.org

AAW Chapters in Illinois

Club	Contact	Website
Central Illinois Woodturners	Normal, IL	centralillinoiswoodturners.com
Chicago Woodturners	Arlington Heights, IL	chicagowoodturners.com
Flatland Woodturners	Champaign, IL	flatlandwoodturners.com
Lincoln Land Woodturners	Springfield, IL	llwonline.com
Northern Illinois Woodturners	Rockford, IL	northernillinoiswoodturners.com
Quad Cities Woodturners	Rock Island, IL	qcwoodturners.com
South Suburban Chiselers		
Illiana Woodturners	South Holland, IL	illianawoodturners.wordpress.com
Windy City Woodturners	Naperville, IL	windycitywoodturners.weebly.com



35 years of craft, technology and tradition

Join us for our monthly meetings, all are welcome!

MEETING LOCATION

Christian Liberty Academy

502 W. Euclid Ave., Arlington Heights, IL. 60004.
6:30 pm Social Hour, 7:00 pm to 10:00 PM

Free parking! Enter South Door on East Side,
Chapel, 2nd floor, NE corner

CWT MEETING November 14, 2023

Join us In-person or by Zoom !

<https://us02web.zoom.us/j/85167523967>
Meeting ID: 851 6752 3967
Passcode: 150544



2023 Calendar of Events

CWT Meetings

Jan 10	May 9	Sept 12
Feb 14	June 13	Oct 10
Mar 14	July 11	Nov 14
April 11	Aug 8	Dec 12

Events

Last Sunday of every month	Open Shop	Chicago School of Woodworking
Dec 2	Empty Bowls Sale	Oakton Community College, Des Plaines, IL
Dec 12	CWT Christmas Party	The Golf Center, Des Plaines. IL
August 1-4, 2024	Turn-On! Chicago	Crowne Plaza, Northfield, IL

It is even more fun when you bring a friend!

Reasons to join Chicago Woodworkers

- Monthly meetings & newsletter
- Access to club member expertise and mentors
- Classes and hands-on sessions with name turners
- In-person demonstrations, product discounts, raffles
- and generally a good group to hang out with....

Membership Fees

- \$30 Individual membership
- \$40 Family membership.
- \$10 Under age of 25

Yearly membership fees for Chicago Woodturners are due at the beginning of the year. You can join at any time of the year!

Pay with cash or a check at the monthly meeting. (Make checks payable to 'Chicago Woodturners')

Application forms are found online! Contact Brenda Miotke for more information. By email: bkmiotke@comcast.net

Or by snail mail

Chicago Woodturners
c/o Brenda Miotke
920 North Sumac Lane
Mount Prospect, IL 60056



Join the movers and shakers of woodturning in Chicago!



Visit the Chicago Woodturners at chicagowoodturners.com