



**December, 2023**

Volume 35, Issue 12

# Chicago Woodturners Newsletter

A chapter of the American Association of Woodturners

## Inside this issue:

Editor's Corner	2
President's Curls	3
November Minutes	4
Interactive Demo	5
Classifieds	4, 10
Open Shop	8
WIT	11
Turn-On! Chicago	12
Last Cut	14
AAW	15

## 2023 in Review

A look back at the Club Interactive Demos from the past year!

	Topic	Demonstrator
February	Natural Edge Bottle Stoppers	Kurt Wolff-Klammer
March	Lauren Niclot	Small Vessels
April	Al Miotke	Segmented Martini Glass
May	Keith Lackner	Wood & Resin Turning
June	Roberto Ferrer	Turning and Coloring
July	Don Johnston	Plates and Platters
August	Mark Dreyer	Peppermills & Kitchenware
September	Phil Irons	Filling Cracks w/ Color
October	Neil Turner	Turned Shapes from Nature
November	John Dillon	Natural Edge Bowls



*John Dillon*

### Special points of interest:

- CWT Mentors
- CWT Tool Library
- CWT Mentors
- A Robust Trip
- Christmas Ornament Challenge

## CWT MEETING

**Tuesday Dec 12, 2023**

6:00 pm to 10 pm

Christmas Party at  
The Golf Center

## CWT Christmas Party—Dec 12

Hey Chicago Woodturners,

Our Christmas Party will be held on December 12<sup>th</sup> at the Golf Center (same place as last year).

Could you please consider donating a small Christmas tree, ornament or small wooden present for the table decorations. It was such a hit last year. You can bring to club meetings or mail them to me or drop them off at my house.



**Update:** We are getting closer to our Holiday Party date. If you plan to attend the festivities, please either send a check (\$20 per person) to me at 920 Sumac Lane, Mt. Prospect, IL 60056. If you've gone before you know how great the food is and how much fun we have. I hope you all will join us for a fun night.

Thanks in advance, see you at the party!

*Brenda*

[bkmiotke@comcast.net](mailto:bkmiotke@comcast.net)

## Editor's Corner | *Phil Moy*



*Phil Moy*

We're at the end of the year, and what a year it's been!

We've had memorable demonstrations from demonstrator from all over the world, seen great pieces done by our members, turned some pens at the AAW Symposium in Louisville, learned a few things for the demonstrators and had our own symposium in Chicago with MPG and MPG+.

A big thank you goes to the CWT Board who has put in extraordinary efforts to bring us a full slate of woodturning activities and topics. Our contributions to Pens for Troops, Beads of Courage and Empty Bowls show that there is plenty of volunteers who are willing to share their skills for a good cause.

As I look back over the year, there were two discussions that were worthy of deeper thought. One was at AAW with Jennifer Newberg, our AAW Executive Director.

I had related the story of sitting at the back of a packed demo room, and a lady came up to me and said she was looking for her husband. I asked her what he looked like, and she said he was balding and what was left of his hair was white. Well. That was 90% of the room!

Jennifer said that one of her pressing issues was the preponderance of aging turners. (Not exactly her words, but definitely what keeps her up at night)

The other discussion was with Jacques Vesery and the discussion was why can't AAW have a symposium in a Tier 1 city. Like Chicago. Cost comes up as one issue. An appropriate venue is another. I think there are places in Chicago that could host an AAW symposium. There are also a

larger amount of disposable income types that are happy to purchase turned artwork at a price a turner deserves.

And lastly, in a city the size of Chicago with 2.6 million people, how come we can only find a couple of hundred woodturners, and almost all live in the Western and Northern suburbs?

There is more emphasis on getting younger people involved in the trades, whether it's woodworking, or electrical, or plumbing. People who know how to do something useful with their hands are in short supply.

And they are great paying jobs too!

Perhaps we can leverage a few AAW grants to bring some lathes into the inner city and start looking for the next Binh Pho. In fact, that would make for a great theme, "In Search of the next Binh Pho"

I know that's a tall order but creativity shouldn't die out with the aging woodturners that show up at the AAW symposium. After all, that is the mission of the AAW and their chapters.

When the Chicago woodturning community is twice as large, or five times as large, there is a reason, there is a critical mass that could support a AAW symposium in Chicago.

December begins a new job for me. As Executive Director for the Chinatown Chamber of Commerce I'll get a closer look at how the city works, as well as putting some programs together for 2024. I'll be looking for opportunities to grow the Chicagoland woodturning picture!

**Phil**



## Letters to the Editor

Comments, complaints or ideas? *Send them to the Editor!*  
Email them to: [editor@chicagowoodturners.com](mailto:editor@chicagowoodturners.com)

**As the Wood Turns** is a monthly publication of the Chicago Woodturners, a Chapter of the American Association of Woodturners.

President, Rich Hall-Reppen  
Vice President, Rich Nye  
Treasurer, Mike Canfield  
Secretary, Frank Pagura  
Newsletter Editor, Phil Moy

Contributing Editors: Clint Stevens, Andy Kuby, Al Miotke, Marie Anderson, Brenda Miotke, Frank Pagura, Leslye Winslow

E-mail: [editor@chicagowoodturners.com](mailto:editor@chicagowoodturners.com)  
Website: [chicagowoodturners.com](http://chicagowoodturners.com)



Est. 1988

## CWT MEETING

**Christma Party**

**Tuesday Dec 12, 2023**

**6pm to 10 pm**

**7 pm Dinner**

**Jan Meeting info**

**Jan 9, 2023**

**6:30 pm to 10 pm**

**7 pm meeting begins**

**At Christian Liberty**

**Hybrid Meeting**

## President's Curls | *Rich Hall-Reppen*

December 2023

Hopefully, everybody has finished making their Holiday presents (although I have some more to make). We have the Annual Holiday Party at the The Golf Center in Des Plaines on Tuesday December 12, 2023. If you haven't registered, yet, please send an email to Brenda Miotke or give her a call. Bring a wrapped present if you want to take part in the Gift Exchange. The party opens at 6 with dinner at 7 pm. Bring your spouse/partner!

Registration opens on January 2 for Turn on Chicago. Al Miotke and Kurt Wolff-Klammer and their team have booked a great group of demonstrators. This is the biggest fundraiser for the CWT as well as one of the biggest regional symposiums. Great value for the money. You can commute every day of the three-day event or stay in the hotel at the CWT negotiated rate.

Rich Nye, our Vice President, is busy lining up visiting demonstrators for three-day classes in 2024. Roberto Ferrer will be our first demonstrator and teach classes in January or February. If there is anybody you want to take a class with, let Rich know.

We are working on finding a new location that is accessible with decent internet service, storage and parking. Frank Magnifico and Don Felch are working hard and have narrowed the list of potential new meeting locations to a few good candidates. More news hopefully at the Holiday Party and certainly at the January meeting.



Rich Nye is also looking for demonstrators for our monthly meetings. If you have a technique or a product that you want to teach the CWT members how to make, we look forward to you demonstrating. Talk to Rich Nye about the CWT demonstrator fee.

Mike Canfield is busy putting our year end financials together. We hope to have 2024 Budget approved by the Board prior to our January meeting so that the Membership can review.

Since we didn't have a Safety talk in November and December, I took it upon myself to ask Santa for a new Peke Powercap Active IP Respirator. Even though we have dust collection, a ceiling mounted air filtration and masks, springing for an IP Respirator seems like a good time. We only have two lungs and we don't want to lose them or get them filled up small particles.

See you at the Holiday Party in a week and at our January meeting.

**Rich**

**Can't get enough  
Christmas  
Partying?**

## Holiday Party

**December 19<sup>th</sup>, 2023 \*Revised Date\***

6:30 – 9:30 pm  
Reserve 22 - 485 Winchell Way, Glen Ellyn, IL

WCWT Holiday party will be an evening of food and fun with members and spouses on December 20<sup>th</sup>. Please RSVP no later than December 1<sup>st</sup>.

Cost is \$20/person for dinner. There will be a cash bar.

Plan to bring something for the grab bag gift exchange. If you bring a gift, you will go home with gift. Handmade items are always appreciated - minimum value of \$25.00.



## November Minutes | *Frank Pagura*

Tonight’s demonstrator is John Dillon.

(Frank was on vacation in Europe, November minuts in next issue!)

Dutifully submitted by Frank Pagura, Secretary



Here’s where you will enter your ornament through November 30th.  
 Please click this link(below).  
<https://docs.google.com/forms/d/e/1FAIpQLSc0u0xe7tNbL3bJk7X6bYTTcnFDjsa2McayJXQ/viewform?usp=sharing>

This year, my 12 year old granddaughter designed a Google form to dramatically improve the entry. You do NOT need a Google account. We need information about your ornament, a picture, and how to contact you. Click on the link above this note to start entering your ornament

Please remember – Only 1 (one) picture per ornament.

However, you may submit multiple ornaments(Max 5). But, please only send your favorites. You may use photo editing to compose multiple views into one image(1 image file per ornament).

Please also note that we may have to crop and reduce resolution since image files are very large.

After your entry has been accepted, we will email your coupons. Please keep this email.

## Classifieds | *Dave Bertaud*

I have a Titan Capspray 115 HVLP spray system for sale,with two guns. Everything works, I'm just not using it much.

These babies retail for \$2800 for just the system w/o a gun. I have two guns with three needles for each gun. I am asking \$1800.

This system rocks, I just don't use it. Please contact me at [dtbwoodworks@gmail.com](mailto:dtbwoodworks@gmail.com)



## Interactive Demonstration | *Clint Stevens*



*John Dillon*

### John Dillon

November saw our last live demonstration for 2023. In a year of exceptional demonstrators, our last one was a standout. John Dillon took us on a trip to make bowls. Every time a wooden bowl is made, it continues centuries of tradition and craftsmanship. Bowls were important for kings as well as serfs. It was grand to see John treat the craft with care and respect.

Turning a bowl begins well before approaching the lathe. A blank must be carefully selected and prepared. John chose a crab apple, a lovely wood that's not easy to come by. The blank began as a short length of log complete with bark. The center was sliced out leaving two turning blanks.

John knows that it's wise to remove the pith from the bowl blank. The log will shrink, whether it's turned or not. If the shrinkage is 4% radially and 6% tangentially, the other 2% will appear as a split. Removing the pith is no guarantee but does improve the odds substantially.

John elected to turn a live edge bowl complete with the bark. This is a dicey proposition but spectacular when successful. The problem is the cambium layer that separates the bark from the xylem (woody) part of the tree. It's very thin, full of sugars and quite slippery.



Those who try to turn live edge bowls should consider a tree which has been felled in the fall when the cambium is more dormant. The bark has a better chance of adhering to the bowl then.

Even if the bowl is successfully turned with the bark on, it might separate as the bowl dries, if it's dropped, or even if someone looks at it the wrong way. If part of the bark separates, it's a good idea to pull the rest of the bark off. You will still have a natural edge bowl, just not a live edge bowl. Some turners consider using cyanoacrylate glue to secure the bark (shudder).



A set of cardboard circles helps John find the optimal diameter and placement before the blank is cut out on a band saw. The finished blank has a diameter slightly less than the diameter of the log which should result in a bowl with moderately tall sides.

The bark is chiseled off of the center so that it can be mounted between centers without interference from the bark. Once prepared, the blank is mounted between centers. The bark side is toward the headstock secured by a four prog drive center.

Turning between centers gives the opportunity to shift the blank slightly to give the peaks and saddles symmetry, one side to the opposite side. It's worth noting that there are several



*Rapt attention of john's demo by the members of CWT.*

## Interactive Demonstration | *cont.*



*John Dillon*

ways to hold a bowl while turning the outside. A faceplate is an excellent option for a flat rimmed bowl, but not at all when the rim is not flat.

John increased the rpm's slowly to determine the optimal speed to begin turning at. As the bowl progressed, so did the speed. John paid strict attention to several details as he turned the outside of the bowl. The points and saddle were at the same elevation and the profile was a smooth contiguous curve. He made sure that the base had a tenon appropriate to the 50 mm jaws on the Vicmarc chuck that he planned to use.

Questions came up as to whether or not to sand. Of course it's possible to sand, but it may not be a good idea when using freshly fallen wood. The wood probably contains lots of water. This alone will foul the sandpaper and leave the bowl streaked. Also, it's not at all a good idea to sand the wings of a natural edge bowl under power. Interrupted sanding will destroy the leading edge of the bowl as it spins and hits the sandpaper. It's much better to let the bowl dry before sanding either by hand or with a power bowl sander or small sanding mandrel held in a variable speed drill.

Once John was satisfied with the outside of the bowl, he reversed it to turn the inside. Although it may be counterintuitive to some, the inside is turned in the

opposite manner than the outside. That is, it's turned from the outside toward the middle.

John hollowed the bowl with small stepped cuts. Whenever possible, the bevel of the tool rode on the freshly cut surface along the inside. John stopped frequently to measure the bowl to make sure it was exactly the thickness that he wanted and that it was uniform as it progressed down the bowl's profile. This is

essential because once the bowl gets thin enough the flex becomes pronounced making it almost impossible to go back toward the rim.

John's bowl had a difficult grain pattern along the bowl's profile that caused a bit of chatter. With a steady hand (and a sharp gouge), he slowly cut his way


through it with no ill effects. The bottom of the bowl saw his last cuts. The bottom was smooth with no discernible divot or protrusion.

The bowl was removed from the lathe at this point and is resting comfortably as it dries and awaits final sanding and finish.

It's always a treat to watch a raw blank reveal a lovely bowl. We all left our meeting with the sure knowledge that our skill level was bumped up a notch. Thanks, John.

*Clint*

### Step by Step: From Log to Bowl



*Photos courtesy John Dillon*

## A Trip to Robust | *Clint Stevens*

Road trips can be epic. John Steinbeck and Jack Kerouac planted the travel bug in me with their books “Travels with Charlie” and “On the Road,” respectively. On a bright sunny November 4th morning, Andy Kuby and I took a road trip to Barneveld Wisconsin for the Robust Tools open house. It was well worth the effort.

In case you don't know, Robust Tools is a small manufacturing company owned and operated by Brent and Deb English. It's small factory doesn't keep them from crafting some of the most exceptional lathes and turning tools to be found anywhere.

Brent and Deb also throw fantastic events. About 150 woodturners enjoyed cookies and cake while Sam Angelo (the Wyoming Woodturner) ran a series of demonstrations.

Brent also held drawings for several baskets of tools and videos. Lunch was offered by Artemis Meats and Cheese who came ready to feed a hungry crowd. I can recommend their jerk chicken with macaroni and cheese.

Brent offered tools and lathes for sale as well. If you haven't had the opportunity to try out a Robust lathe, there are a few owned by CWT members (myself included). I'm sure we would be happy to let you try out our lathes.

Robust also offers an impressive line of gouges, skewers and scrapers. These tools come both handled and unhandled. You can turn your own handle or use Robust's ingenious collet system for unhandled tools. All hand tools are treated with a nitriding process which increases the steel hardness and keeps the tool sharper longer. I use the half inch detail gouge for many of my multi-axis turnings. I can grind it to about 35 degrees to reach into tight areas. The Robust live centers are also worth considering. They

have large radial thrust bearings and don't need a locking tool in order to add or change standard accessories. Perhaps the most impressive quality of Robust tools is the pride exhibited by Brent, Deb and all the employees. It shows as they answer questions, show off the factory, and interact with visitors. They appear to be a cohesive team dedicated to providing woodturners with lathes and tools that are second to none. Yes, road trips can be epic. For woodturners, a trip to Robust tools is one of the best. If you don't care for road trips, Robust will ship your tools. You need trip no further than your front door. Look for me next year in Barneveld Wisconsin. I'll be the one with two slices of cake

*Clint*



**Better by Design**  
**Enjoyed for a Lifetime**



**608-924-1133**  
**info@turnrobust.com**



**Registration for the 2024 Midwest Penturners Gathering is open!!** You know the MPG always tries to provide the best in content, demos, and vendors – and this year is no exception. Our demo line up looks great as we expand into some of the business and social aspect of your pen business, while still provide a great list of pen making topics and our staples. In addition, we are happy to welcome all our past vendors back.

**Why register now for April.**

If you came to an event in the past, you know we give away a lathe and many more big and small prizes. The big prizes are tickets based on the earlier you sign up. Every month early gets you an extra ticket. You know you are coming - sign up NOW!

Keep an eye out on the website as we will be updating the information on that page as we get more details. The website will be our lifeline to you and all. **This is going to be fun...**

**The MPG Team**

**Open Shop at the Chicago School of Woodworking**

Open Shop November 26, 2023, at the Chicago School of Woodworking was again very well attended. Steve Glass, Marie Anderson, Dave Bertaud, Tod Chon, Sofia Ferrer, Robert Ferrer and Jim Reynolds all made quite a pile of shavings.

But the real treat was seeing Lee Mandel, a new member of Windy City who has never used a lathe, be mentored through the creation of a spindle for a wig stand by Marie Anderson. The smile on Lee’s face and his overall excitement made many of us think he might not be able to drive home. He will purchase a lathe this Monday.

Another of our participants was Bill Kaempfe. Bill has been a CWT member for many years but his Choir Bell practices interfere with attending meetings. Bill brought in some Monkey Pod and turned a quite successful small bowl using techniques and tools unfamiliar to him. I’m hoping we can find a way to get him to attend meetings.

For December, we will take a break. No Open Shop in December 2023. I feel this has been a very successful program giving our members a chance to utilize larger equipment in shared environment. It has also brought in a couple of new members, bonus! Have a good holiday, see you all at the School in January, 2024 To avoid overcrowding, members who intend to attend should contact Andy Kuby [studio@riverwoodturner.com](mailto:studio@riverwoodturner.com).



*Sophia and Roberto Ferrer*

**Andy**



*Lee Mandel*



*Jim Reynolds*



*Marie and Roberto*



*Dave Bertaud*



## A Trip to Robust | *Clint Stevens*

Road trips can be epic. John Steinbeck and Jack Kerouac planted the travel bug in me with their books “Travels with Charlie” and “On the Road,” respectively. On a bright sunny November 4th morning, Andy Kuby and I took a road trip to Barneveld Wisconsin for the Robust Tools open house. It was well worth the effort.

In case you don’t know, Robust Tools is a small manufacturing company owned and operated by Brent and Deb English. It’s small factory doesn’t keep them from crafting some of the most exceptional lathes and turning tools to be found anywhere.

Brent and Deb also throw fantastic events. About 150 woodturners enjoyed cookies and cake while Sam Angelo (the Wyoming Woodturner) ran a series of demonstrations.

Brent also held drawings for several baskets of tools and videos. Lunch was offered by Artemis Meats and Cheese who came ready to feed a hungry crowd. I can recommend their jerk chicken with macaroni and cheese.

Brent offered tools and lathes for sale as well. If you haven’t had the opportunity to try out a Robust lathe, there are a few owned by CWT members (myself included). I’m sure we would be happy to let you try out our lathes.

Robust also offers an impressive line of gouges, skewers and scrapers. These tools come both handled and unhandled. You can turn your own handle or use Robust’s ingenious collet system for unhandled tools. All hand tools are treated with a nitriding process which increases the steel hardness and keeps the tool sharper longer. I use the half inch detail gouge for many of my multi-axis turnings. I can grind it to about 35 degrees to reach into tight areas. The Robust live centers are also worth considering. They

have large radial thrust bearings and don’t need a locking tool in order to add or change standard accessories. Perhaps the most impressive quality of Robust tools is the pride exhibited by Brent, Deb and all the employees. It shows as they answer questions, show off the factory, and interact with visitors. They appear to be a cohesive team dedicated to providing woodturners with lathes and tools that are second to none. Yes, road trips can be epic. For woodturners, a trip to Robust tools is one of the best. If you don’t care for road trips, Robust will ship your tools. You need trip no further than your front door. Look for me next year in Barneveld Wisconsin. I’ll be the one with two slices of cake

*Clint*



*Better by Design  
Enjoyed for a Lifetime*



608-924-1133  
info@turnrobust.com

## Classifieds | *Mark McCleary*

### Shop Downsizing Sale

#### **Delta Model 46-460 "MIDI" Lathe 12-1/2"**

(including optional bed extension!)

Like new condition \$700-\$800

#### **Excelsior (Rockler) Model: MC1018**

Gently used condition, 10"x18" 1/2 hp mini lathe

Electronic variable speed \$275-\$300

#### **Jet PFS-1000B Air Filtration System**

Remote with 3-speed, timer settings, Gently used condition

(just missing hanging U-bolts) \$250-\$300

#### **Steel City 13" Thickness Planer Model #40200**

Gently used condition \$200-\$250

#### **Delta 6" Joiner Model 37-190?, w/stand and mobile base**

Gently used \$150-\$200

#### **Hitachi 10" Compound Mitre (Chop) Saw Model C10FC2**

w/carbide tooth blade

Gently used \$150-\$200

#### **Rockwell Bladerunner Table Saw plus Wall Mount Model RK7321**

(Including accessory Picture Frame Cutter), Like new condition

\$100-\$150

#### **Sears Craftsman 1/2 hp Oscillating Spindle Sander**

Used condition \$80-\$100

**Contact Mark McCleary** Mobile/text 630-442-3489 Villa Park

For more information: E-mail [jmarkmcclary@hotmail.com](mailto:jmarkmcclary@hotmail.com)

## Classifieds | *From a fellow Wisconsin Woodturner*

I am trying to help the widow of one of our former woodturners sell her husband's 2HP Oneway lathe with extension bed and loads of extras. It is recently inspected and in perfect running condition on 220V. Model number 2036 #38, built 1996

She wants \$3,500 for everything. First floor walkout basement with driveway right there 650 pounds plus weight of extension bed. Unit has been extremely well maintained. (I already have a Oneway). Location 1/2 hr from west of Milwaukee.

He also had a other stuff: large number of exotic turning woods, a vacuum pump, Dewalt scroll saw. I told her I will help her find a good buyer. The price is 1/2 of a new one from Canada. Buyer would need to pick up. For more info, contact: [jimshander@gmail.com](mailto:jimshander@gmail.com)

Jim Shander, Waukesha WI (262) 349-3350 evenings after 6pm



Oneway 2036 ((not a picture of the one for sale))



Women in Turning (WIT) brings together women worldwide who share a passion for woodturning. WIT is dedicated to encouraging and assisting women in their pursuit of turning, to sharing ideas and processes to further members' skills and creativity, and to increasing participation of women in the field of woodturning.

There is a new WIT newsletter out with lots of news about women in turning around the country. This is a newsletter edited by artist and WIT committee member Andi Wolfe. If you have not seen it yet, you can view the current newsletter (and past editions as well) on the AAW website on the WIT page here: [WIT Newsletters](#). Andi is collecting articles for the Fall newsletter **celebrating women veterans** in our club -any branch of service, any country, any amount of service-all are important. Send your information about your service to Marie before October 15th. We'd also love to know if you got interested in woodturning before, during, or after your service-how does/did your service influence your woodturning voyage?

I have also been talking with other WIT Liaisons around the country about their club activities. I am interested to know if any of the women in our club would like to get together for a mentoring session that includes socialization, woodturning, maybe some embellishing and lots of laughs. I will be reaching out over the next

couple of weeks (or you can stop me at the September club meeting). I think this could be fun and it would be nice to get to know each of you a little better.

Finally, since we are rapidly coming to the end of summer (some would say it's already over, but I'm the eternal optimist so...), please take advantage of the perfect turning weather, stand at your lathes and turn a wig stand. I have been in contact with Living Well, a wonderful division of Northwestern Medicine that offers free wigs (and lots of other support) to cancer patients in the northwest suburbs. They are excited to be the recipients of all the wig stands that we can produce. I would like to have at least 25 completed stands to deliver by the end of September if possible. I think we can do it! Please consider turning and donating at least one wig stand this month. The instructions can be found here: [Wig Stand Article and Instructions](#)



***Reminder for the final finish your wig stand:***

The final finish for the top must be polyurethane so it is waterproof and there is no possibility of transferring oils to or from the wigs. Thanks!

**Marie**

[Wig Stand Article and Instructions](#)

Can't wait to get started?

Here's the approximate dimension for the three parts of the wig stand!

A wig stand kit consists of 3 components. A top (mushroom), stem, and base.

The diagram shows three wooden components of a wig stand kit: a top (mushroom), a stem, and a base. Arrows point from text labels to each component.

- Top (mushroom) 5" diameter 2" thick
- Stem 1.5" sq 12" long
- Base 6" diameter 1.5" thick



**Turn-On! Chicago 2024**

**Turn-On! Chicago 2024**

**SAVE THE DATE!**  
Registration opens Jan 2, 2024

**Woodturning Symposium**  
Northbrook, IL August 2-4, 2024

Brought to you by:  
**CHICAGO WOODTURNERS**  
chicagowoodturners.com

AAW  
AMERICAN ASSOCIATION  
OF WOODTURNERS

A chapter of the American Association of Woodturners

### Demonstrators

- Stuart Batty
- Roberto Ferrer
- Greg Gallegos
- Ken Gotschall
- Niclot Laurent
- Kristin LeVier
- Rob Wallace
- Elizabeth Weber

**Early bird Registration begins Jan 1, 2024!**

**Skip the Mall, let your fingers do your Christmas Shopping!**




**ROCKLER**  
WOODWORKING AND HARDWARE  
rockler.com

**WOODCRAFT®**  
Helping You Make Wood Work®  
woodcraft.com



**EXOTIC BLANKS**  
exoticblanks.com


## Chicago Woodturners Tool Library

Rich Piper ([richpiper@aiaillinois.com](mailto:richpiper@aiaillinois.com) 773-350-5617) has assumed the responsibility for the Chicago Woodturner's tool library and is in the process of transferring our tools to the Chicago School of Woodworking.

These tools will be available during Open Shop Days for members to use during the day. The tools will also be available for checkout so you can try them out at home before purchasing one of your own. A checkout system is currently being developed and any assistance would be appreciated.

Rich is working on organizing the club's tool library starting from scratch. He will need a member help in identifying what tools we may have lent out in the past but have lost track of. To that end, he requests that anyone who has a club tool, please let him know so it can be properly catalogued and made available to everyone.

Over the past twenty years the club has accumulated many interesting tools for members to use on a special project or just to try before investing. ***One of the many benefits of membership.***



The Chicagoland Chapter of the International Association of Penmakers meets every third Saturday of even months, from 10:00 am to 1:00 pm at Woodcraft.

Join us, learn more about making custom pens



7440 Woodward Avenue Suite, Woodridge, IL 60517

**Segmented Woodturners**  
Chapter of the American Association of Woodturners

A leading international non-profit organization advancing both the art and craft of segmented woodturning thru educational activities for all interested parties from beginners thru studio artists.

**Exploring Possibilities**

To learn more or join:  
[www.segmentedwoodturners.org](http://www.segmentedwoodturners.org)

See reverse side for a list of membership benefits

**Mundelein Tool Library**  
*Caring Through Sharing*

A tool library is just like a book library—you can register and check out tools as needed. No need to buy that one-time use tool! We have over 1,600 tools!

**Hours & Location**

**Tuesday 4–7 PM**  
**Saturday 9:30 AM–3:30 PM**

**428 N Chicago Ave, Mundelein, IL 60060**

**224-475-0435**

**[office@mundeleintoolibrary.org](mailto:office@mundeleintoolibrary.org)**

## CWT Mentors

### Want to speed up the learning process?

Let a CWT Mentor help you. Leverage the wealth of woodturning knowledge at CWT!

Levels    B—Beginner    I—Intermediate    A—Advanced

Name	Town	Levels	Areas
Marie Anderson	Itasca	B, I, A	General turning, brainstorm with anyone
Dave Bertaud	Libertyville	B, I	General turning
John Dillon	Elburn	B	General turning
Tom Eovaldi	Evanston	B, I, A	General turning, natural edge, thin wall, hollowing and carving
Reto Gallati	Chicago	B	General turning
Rich Hall-Reppen	Geneva	B, I	General turning
Andy Kuby	Riverwoods	B, I, A	General turning, spindles, bowls, platters, pens, multi-axis, ornaments, finials and other topics
Al Miotke	Mt. Prospect	B, I, A	General turning, segmenting
Phil Moy	Lombard	B	General turning, pens
Rich Nye	Batavia	B, I, A	General turning, carving, texturing, painting, burning
Frank Pagura	Elk Grove Village	B, I, A	General turning
Paul Pyrcik	Lisle	B, I, A	General Woodturning, Overview of Lathes, Tools, Accessories, Shop Set-up, Turning Acrylics and Alternative Materials

## Last Cut | *Phil Moy*

Now that 2023 is over, one starts to look at what places the woodturning journey will take us.

For the club, we still meet at Christian Liberty in January. Frank Magnifico continues his search for new club location. Hopefully, he finds one before the summer so we have air conditioning and handicapped access.

It looks like I'll be moving to Jefferson Park soon, ten minutes away from the Chicago School of Woodworking! Look forward doing some turning with Open Shop next year. Also, Shaun has offered to host a few CWT meetings at CSW. I think that's a great offer and we can make members more aware of our connection to the school. Our lathes and tool library. CSW had been the host of many a visiting demonstrator as well as our own stellar list of our very own member/demonstrators/mentors.

I don't have room for my shop in the new digs. An old friend has been trying to get me to visit the Bridgeport Art Center. It's located at 35th and Racine, just south of

Chinatown. It's an awesome space and concept, with makers of all kinds with private studios. I hear there's even a woodworker with a lathe somewhere. The opportunity to meet other makers also opens up other opportunities.

The thought of having a dedicated, indoor workshop is tantalizing. If you're a city woodturner and would like to join me at the Bridgeport Art Center with a dedicated woodturning space, do let me know!

In the meantime, 2023 was a great year and 2024 will bring many more exciting times!


*Phil*

**ARTIST STUDIOS/MAKER SPACES**

Join our growing community of talented artists in various mediums and art forms.



[bridgeportart.com](http://bridgeportart.com)




The newest issue of  
**Woodturning Fundamentals**  
 is now online!

As an AAW Member, you get exclusive access to our digital publication *Woodturning Fundamentals*. A new issue is released four times a year featuring the latest woodturning information, projects, tips, and videos to help build foundational woodturning expertise. It encourages members to develop their woodturning skills, and provides a starting point for new turners to begin woodturning.

AAW members can download the full pdf or an interactive pdf of American Woodworking!

**Another great reason to join AAW!**



**The Chicago School of Woodworking** was established in 2007 to train students in the art of furniture making. Since then, our program has expanded to include the arts of turning, scroll saw, marquetry, Chip Carving, speaker making and cabinet making.

We are committed to providing students the knowledge and skills to create functional and beautiful furniture that can be enjoyed for generations.

We have chosen machinery and tools that are safe, up-to-date, and well maintained, so students can focus on learning and enjoy the varied aspects of building a quality piece of furniture or crafting wood art.

Find out more about our offerings and class schedules on our website!

# CHICAGO SCHOOL OF WOODWORKING

EDUCATING THE QUALITY MINDED HOBBYIST IN THE ART OF WOODWORKING

5680 N. Northwest Hwy, Chicago, IL 60646 | Phone: 773.275.1170

[chicagowoodworking.com](http://chicagowoodworking.com)



AAW is a nonprofit organization dedicated to advancing the art and craft of woodturning worldwide through education.

With more than 16,000 members and over 365 local chapters globally, AAW members include amateurs, hobbyists, professionals, gallery owners, collectors, tool and equipment suppliers, and others.

Join the AAW and have access to the largest portfolio of woodturning-related material in the world!

Hone your knowledge and skills using AAW's online learning portals, exclusive print and digital publications, curated educational videos, high-quality safety resources, and more.



**REGISTER BY  
APRIL 3 TO SAVE  
\$120**

**The AAW International Woodturning Symposium is the biggest woodturning event in the world and has something for everyone, no matter your experience level.**

- **Internationally Renowned Demonstrators** – Top woodturners from around the world will be demonstrating for woodturners of all skill levels.
- **World's Largest Woodturning Tradeshow** – All your favorite woodturning and woodworking vendors will be in one place giving you a hands-on look at the latest and greatest products.
- **A Sense of Community** – Connect with a welcoming community of woodturning hobbyists, professionals, artists, collectors, and vendors.
- **Gallery, Exhibitions and Auctions** – The largest and most unique display of awe-inspiring wood art from around the world
- **Two Ways to Attend** – Register for full access to all the demonstrations, gallery, auctions and tradeshow, or attend just the tradeshow and gallery for free. Visit [woodturner.org](http://woodturner.org) for more info!

Visit the American Association of Woodturners at [woodturner.org](http://woodturner.org)

## AAW Chapters in Illinois

Club	Contact	Website
Central Illinois Woodturners	Normal, IL	<a href="http://centralillinoiswoodturners.com">centralillinoiswoodturners.com</a>
Chicago Woodturners	Arlington Heights, IL	<a href="http://chicagowoodturners.com">chicagowoodturners.com</a>
Flatland Woodturners	Champaign, IL	<a href="http://flatlandwoodturners.com">flatlandwoodturners.com</a>
Lincoln Land Woodturners	Springfield, IL	<a href="http://llwonline.com">llwonline.com</a>
Northern Illinois Woodturners	Rockford, IL	<a href="http://northernillinoiswoodturners.com">northernillinoiswoodturners.com</a>
Quad Cities Woodturners	Rock Island, IL	<a href="http://qcwoodturners.com">qcwoodturners.com</a>
South Suburban Chiselers Illiana Woodturners	South Holland, IL	<a href="http://illianawoodturners.wordpress.com">illianawoodturners.wordpress.com</a>
Windy City Woodturners	Naperville, IL	<a href="http://windycitywoodturners.weebly.com">windycitywoodturners.weebly.com</a>





Est. 1988

35 years of craft, technology and tradition

Join us for our monthly meetings, all are welcome!

**MEETING LOCATION**

**Christian Liberty Academy**

502 W. Euclid Ave., Arlington Heights, IL. 60004.  
6:30 pm Social Hour, 7:00 pm to 10:00 PM

Free parking! Enter South Door on East Side,  
Chapel, 2nd floor, NE corner

**2024 CWT MEETING** January 9, 2024

Join us In-person or by Zoom !

<https://us02web.zoom.us/j/85167523967>  
Meeting ID: 851 6752 3967  
Passcode: 150544



**2024 Calendar of Events**

**CWT Meetings**

Jan 9	May 14	Sept 10
Feb 13	June 11	Oct 8
Mar 12	July 9	Nov 12
April 9	Aug 13	Dec 10

**Events**

Last Sunday of every month	Open Shop	Chicago School of Woodworking
Dec 2	Empty Bowls Sale	Oakton Community College, Des Plaines, IL
Dec 12	CWT Christmas Party	The Golf Center, Des Plaines. IL
April 19-20	Midwest Pen Gathering (MPG)	Marriott Northwest, Hoffman Estates, IL
August 1-4, 2024	Turn-On! Chicago	Crowne Plaza, Northfield, IL

**It is even more fun when you bring a friend!**

**Reasons to join Chicago Woodworkers**

- Monthly meetings & newsletter
- Access to club member expertise and mentors
- Classes and hands-on sessions with name turners
- In-person demonstrations, product discounts, raffles
- and generally a good group to hang out with....

**Membership Fees**

- \$30 Individual membership
- \$40 Family membership.
- \$10 Under age of 25

Yearly membership fees for Chicago Woodturners are due at the beginning of the year. You can join at any time of the year!

Pay with cash or a check at the monthly meeting. (Make checks payable to 'Chicago Woodturners')

Application forms are found online! Contact Brenda Miotke for more information. By email: [bkmiotke@comcast.net](mailto:bkmiotke@comcast.net)

Or by snail mail

**Chicago Woodturners**  
c/o Brenda Miotke  
920 North Sumac Lane  
Mount Prospect, IL 60056



*Join the movers and shakers of woodturning in Chicago!*



Visit the Chicago Woodturners at [chicagowoodturners.com](http://chicagowoodturners.com)