



Est. 1988

December, 2024

Volume 36, Issue 12



# As the Wood Turns

## Chicago Woodturners Newsletter

### Inside this issue:

Editor's Corner	2
President's Curls	3
November Minutes	4
Interactive Demo	6
Instant Gallery	8
Last Cut	13
WI5	11
Open Shop	16
Classifieds	17-18
AAW News	20

### Special points of interest:

- Beads of Courage Plans
- Empty Bowls
- CWT Tool Library
- CWT Mentors
- AAW Clubs
- TOC 2025

CWT

Christmas Party

Thursday Dec 19, 2024

6:00 pm to 10 pm


A chapter of the American Association of Woodturners (AAW)

### Creating a Woodturning "Bucket List" for 2025

*By definition, a bucket list is "a number of experiences or achievements that a person hopes to have or accomplish during their lifetime."*

We are referring to your woodturning journey here! We've compiled a checklist of things that you could do. These are not your New Year's Resolutions! That's different. Resolutions are a list of things like, stop smoking, lose weight, exercise more. Perhaps picking up a new hobby could be on that list, but you already have woodturning. So where do you want to go with it?

We've compiled a list of potential things to add to your list. Maybe some of them you've already done, or you don't really care to do. Or maybe you don't think you'll ever be able to do it—too hard, never have the tools, endless reasons why.



A bucket list woodshop

But that's the power of being in a group of like-minded interests, there's resources that you can tap into, friends you have yet to meet, skills you have yet to learn.

*Cont on Page 10*

### CWT Christmas Party at The Golf Center

Thursday, Dec 19, 2025, 6:00 pm

Our Holiday Party is approaching fast, but there is still time for you to participate...please let me know before December 16<sup>th</sup> so I can give them an accurate head count and you can pay me the night of the party. \$20 per person gives you a wonderful dinner and dessert, not to mention all the fun we have.

It's at the Golf Center, 353 N. River Road, Des Plaines. Party starts at 6pm with cocktails and dinner served at 7pm.

Our gift exchange is an easy one – if you bring a gift you go home with a gift (value of at least \$30). Everyone will enjoy the door prizes.

Looking forward to hosting all of you! Merry Christmas!

Brenda

[bkmiotke@comcast.net](mailto:bkmiotke@comcast.net)



Credits: ChatGPT

## Editor's Corner | *Phil Moy*



*Phil Moy*

We made it to the end of 2024! November had its share of excitement, with a number of classes and workshops, charity events and the election of a new president and secretary for 2025 and 2026.

Actually the old president won re-election, congratulations to Rich Hall Reppen and also Rich Piper as secretary. We now have an embarrassment of "Rich-es" on the CWT board. (That's a Dutch phase, if you want to look it up.)

Elizabeth Weber was the anchor for a great year of CWT monthly demos. Entertaining and educational, check out Paul Rosen's summary on page 8. She also did the Instant Gallery critique and her own Hands-on Workshop, page 6 & 7.

It's not too early to plan what your are going to turn

next year. Even though the term **The Journey** to describe your woodturning path is over-used, a checklist of what you have made so far was the thought behind the front page article.

My list is huge, I have a long way to go. Along your Journey, what haven't you done yet? What can plan to do in 2025? Check out the list on page 10. (It's OK to cross out the things you'll never do!)

It's rumored that the Windy City Woodturners is going to throw down the gauntlet for a Wig Stand Standoff! After you finish your Christmas turnings, get a headstart on a wig stand. Page 11

See you at the Christmas Party!

**Phil**

## TOC Volunteers Needed!

As a member of the Chicago Woodturners you should be proud that we have a history of offering one of the best regional symposiums in the country. It's not only my opinion, we also hear that regularly from both attendees and demonstrators.

We have also been very fortunate to have had a core group of committee chairpersons who have been involved for over 10 years and were instrumental in making TOC the success it has been.

This is a rebuilding year, and we need talented and energetic members who are willing to take over many of the critical organizational roles. Detailed planning for the next symposium will remain on hold until we have a new team in place.

Contact Al Miotke at [abmiotke@comcast.net](mailto:abmiotke@comcast.net) or Kurt Wolff-Klammer at [blhkgkurt@yahoo.com](mailto:blhkgkurt@yahoo.com) to discuss and learn more.

**Thanks, Al & Kurt, TOC 2025 Co-chairs**



## Letters to the Editor

Comments or ideas? Even complaints! *Send them to the Editor!*

Email them to: [editor@chicagowoodturners.com](mailto:editor@chicagowoodturners.com)



**As the Wood Turns** is a monthly publication of the Chicago Woodturners, a Chapter of the American Association of Woodturners.

**President** Rich Hall-Reppen

Assistant Editor: "Big Country" Strand

**Vice President** Rich Nye

Contributing Editors: Clint Stevens, Andy Kuby, Al Miotke,

**Treasurer** Mike Canfield

Marie Anderson, Brenda Miotke, Frank Pagura, Paul Rosen,

**Secretary** Frank Pagura

Leslye Winslow

Photography: Cathy Bloome

**Newsletter Editor** Phil Moy

E-mail: [editor@chicagowoodturners.com](mailto:editor@chicagowoodturners.com)

Website: [chicagowoodturners.com](http://chicagowoodturners.com)





Est. 1988

36 years of craft, art,  
technology and tradition

## CWT MEETING

Thursday Dec 19, 2024

6:00 pm

The Christmas Party is  
CWT's Dec meeting!

The Golf Center  
Des Plaines, IL

**VOTE**



**2025**

## CWT 2025 Election Results

**President**

Rich Hall-Reppen

**Secretary**

Rich Piper

## President's Curls | *Rich Hall-Reppen*



Happy Holidays!

Deb and I hope to see all of you at our Chicago Woodturners Holiday Party on the third Thursday of December (December 19) at the Golf Centre on River Road in Des Plaines. Call Brenda if you haven't signed up yet and want to go. We always have room for one or two more. Bring a gift if you want to be part of the gift exchange. And don't forget to break out those old Holiday ties and head gear that are gathering dust in the closet.

Last month we had our annual CWT Officer election. Up for election were the positions of President and Secretary. I was re-elected for a two year term as President in a close election versus Phil Moy. Rich Piper was elected as Secretary to succeed Frank Pagura. Also, Michael Canfield resigned as Treasurer so he can focus on his cancer battle. If anybody with a Finance or Accounting or Treasurer background is interested in filling out Michael's term as Treasurer (expires at the end of 2025) please let me know as soon as possible.

Registration for the AAW annual Symposium in June 2025 is now open. The Club has applied for the club discount and we should have that information out to everybody in the next week or two. Just like last year, we will get a Club discount code that allows for a \$40 discount in addition to the AAW member and early registration discounts.

The 2025 Symposium is going to be in St. Paul, MN – it's only a six-hour drive from the Chicago area – unless you stop for Cheese Curds at every exit in Wisconsin.

If you can't wait until June, there are several regional Symposiums happening starting with Tennessee in January and many more up until the June Symposium. If you haven't ever attended a regional symposium and / or the AAW Annual Symposium, there are many



within a one day's drive of Chicago and great learning experiences.

I'm sure all of us have every one of our Christmas gifts made, finished and wrapped, right? I know I have quite a few to get finished, so let's make sure we do our woodturning early in December and not wait until the 24th.

I do remember my Dad making my brother and I a wood barn for our toy animals when we were Kindergarten aged. According to my folks, the paint was still wet when he put it under the tree (I think that was before acrylic paints). My brother and I didn't care. Surprisingly, all of my family played with that barn through the decades and many house moves and only a couple of hinges for the roof that broke, and that paint finally dried. I ended up with the barn. I'm thinking about fixing the roof, but in the new year.


Rich Nye has some great demonstrators and Hands-On Class classes lined up for 2025. More details at our January meeting.

Happy Holidays. See you at our Holiday Party or at our January meeting.

*Rich*



## November Minutes | *Frank Pagura*



Tonight, demonstrator is Elizabeth Weber, who will show us how she does her remarkable textured surfaces. Elizabeth will be our Gallery reviewer as well.

### **AAW News** 2025 Symposium registrations open next week

Group registration will be available next year, so the club plans to take advantage of this offer, be on the look-out for a club email offering the opportunity to participate.

There is going to be an Annual AAW Zoom meeting on December 3rd at 4:00 PM (Chicago Time). Check email for registration information and details.

**CWT News** Rich reported that Mike Canfield has resigned from his position as Treasurer. Mike has been negotiating some medical issues which have made it very difficult to devote the time and energy he feels are due to the task of treasurer. He will remain available to help with audio and visual issues and do the best he can with what life is handing him right now.

It's time to start making your pieces for the CWT Holiday Party Gift Exchange, which is set for December 19, 2024, at the Golf Centre in Desplaines. After all, you don't want your piece to smell of uncured finish when it's opened at the party!

**Empty Bowls** Rich presented Marie with checks, proceeds from the Empty Bowls event in Batavia last month.

Marie also announced that preparations are on the way for the Empty Bowls event at Oakton College, December 7, 2024. Help is needed for the Friday set up, and naturally, for the Saturday event itself.

See the sign-up sheet being passed around and let her know if you can help. Highland Park HS Focus on the Arts has again invited CWT to participate in their 2025 event. Brenda is sending out an email with details, contact her with your response. She plans to organize a 2-hour schedule rotation for lathe time, for the April 1-4, 2025 event.

**Turn on Chicago News** Rich reported that preliminary figures for the TOC Symposium indicate that TOC 2024 net profit exceeded even pre Covid events, making 2024, the best so far.

Total Income \$ 64,200

Total Expenses \$ 41,100

Net Income \$ 23,100

Final figures will be compiled shortly and published in the Newsletter.

**Raffle** After the raffle was over, Paul Pyrcik was happy to announce that proceeds beating the previous month's income has become a good habit. A great selection of donated items and wood do make the raffle an attractive prospect!

### **Open Shop Days**

Sunday November 24, 2024, is the next scheduled day. Contact Andy Kuby if you plan to attend As always, the First and Third of the month are the dates for the evening open shop times. Contact Steve Glass or Andy if you like to participate.

These are good opportunities for CWT members to use the extensive inventory of lathes and hand tools housed at The Chicago School of Woodworking to try things out, gain experience and possibly meet up with one of the designated CWT Mentors available.





## Safety Report | *Frank Pagura*

The Safety Officer's report was published in the October issue of As The Wood Turns. You can find it online at [chicagowoodturners.com](http://chicagowoodturners.com)

## Turning 101 | Andy Kuby & Al Miotke



Enthusiastic makers signed up for November's Turning 101 and 102 at the Chicago School of Woodworking. The classes at the Chicago School of Woodworking continues to be a source of new members!

## November Minutes | *Frank Pagura*



**WIT** Marie Anderson announced that Women in Turning has organized turning sessions at the Chicago School of Woodworking. They are planning on turning projects like making wig stands and bowl for empty bowls. check with her for details.

**Officer Elections** At the sign-up table we picked up a voting ballot for electing a President. The candidates are Rich Hall-Reppen and Phil Moy. Voting is taking place on Zoom as well. Thanks to Al Miotke for printing the ballots, Todd Cohen for the Zoom voting, and Brenda Miotke for handling the secret ballot box.

After 56 votes were tabulated, Rich Hall-Reppen was declared the winner to a second two-year term.

Regarding the Secretary position, Rich Hall-Reppen asked for a show of hands to approve the election of Rich Piper, who was nominated for the position of Secretary to replace retiring Frank Pagura. Rich Piper was elected by acclamation.

**Safety Presentation** Tonight's subject was the willingness to learn by our mistakes and a few simple suggestions about adopting safe practices while at the lathe.

No current news for **Pen for Troops** or **Beads of Courage**.

**Membership** Brenda reported that 64 members were in attendance tonight, 10 members attended via Zoom.

Elizabeth conducted a shortened **Gallery Review** to allow enough time for her demo.

**Interactive Demo** proceeded with unique Weber texture treatment methods and a splash of color to boot! View details in the Demo Report in this newsletter.

Dutifully Submitted By

**Frank Pagura**, Secretary.

## Instant Gallery | Critique by Elizabeth Weber



*Elizabeth Weber critiques a John Jordan hollow form*



*Rich Nye*



*Frank Pagura*



*Al Miotke*



*Amanda Thomas*



*Boyd Black*



*Roberto Ferrer*



*Andy Kuby*



*Keith Rose*



*Paul Pyrcik*



*Phil Moy*



*Marie Anderson*



*Kurt Wolff Klammer*



## Hands-On Workshop | *Elizabeth Weber*



It was a busy week and weekend for Elizabeth Weber, who returned to Chicago from Seattle, to be the featured demonstrator at the November meeting, conduct the Instant Gallery critique as well as run a three day Hands-On Workshop at the Chicago School of Woodworking.


Catch Paul Rosen's summary of her demonstration Thursday night on page 8.

In her Instant Gallery review it was great to hear her say that we are fortunate to have so many talented turners in our membership.

Pictures of the submissions on page 6.

Those who signed up for the workshop had a busy three days of turning, carving, coloring and embellishing. Elizabeth provides an energizing workshop, bringing a wealth of information to her students. We hope that she'll return for a repeat performance

**Visit with Elizabeth at [www.icosawood.work](http://www.icosawood.work)**





## Interactive Demo | *Paul Rosen*



### Elizabeth Weber: Coloring, Carving, Wood Burning and Texturing

Elizabeth Weber from Seattle, Washington, was our professional demonstrator for the November meeting. Born in the 1980s, to parents who were both professors of history, she showed early promise in both mathematics and art. She kept a sketchbook where she accumulated drawings of her favorite flowers.

While she does not hold a formal degree in Art, she is clearly a very talented and creative artist. She ultimately received an M.S. degree in Civil Engineering from the University of Tennessee at Knoxville. Her early interests were in building bridges, but she later pivoted to courses in development and infrastructure, working several jobs post-graduation on construction sites in East Tennessee.

In 2012, she and her husband moved to Seattle, Washington, where they purchased a “fixer-upper” home with access to a table saw. Inspired by a friend who produced items on a table saw, Elizabeth developed an interest in making Arts and Crafts furniture in 2015.

In 2018, she took a class in turning “just for fun,” but didn’t really pursue the craft until about eight months later. Initially, everything she produced on a lathe was round and brown. But after taking a workshop with Donna Zils Banfield who taught carving and texturing, the flame was lit. She started to do rotary carving and bought a woodburner.

Another workshop, this time with Art Liestman, taught her dry brushing. Further workshops with Graeme Priddle and Melissa Engler, as well as Glenn Lucas, rounded out her turning journey. Today she is known for carving spoons and turning lidded boxes and bowls, with all manner of surface embellishments, with emphasis on bright colors.

Following in the footsteps of her parents, she has become an educator, but without a formal

academic position. She travels the country extensively, teaching at craft schools and wood turning clubs. She has also received the

### Textured vs. Non-Textured



AAW’s coveted Professional Outreach Program’s Artist Showcase award in 2023. Only two such awards are given annually, usually to a veteran turner of significant accomplishment, or to a particularly promising newcomer.

For turning, her favorite species are cherry, Pacific Northwest madrone, and sycamore. All turn and carve beautifully. She also enjoys using maple and walnut. Her preferred finishes include Golden Archival Varnish. The Satin finish is not overly shiny, and the Matte finish is dead flat. She also likes walnut oil for spoons and bowls.

But to color her pieces, she likes to use milk paint and acrylics. She says, “color is nature’s way of smiling.” Visit her website [www.icosawood.work.com](http://www.icosawood.work.com) to see examples of her

## Interactive Demo | *Paul Rosen (cont.)*

carved spoons and bowls, all produced in her one-woman shop.

Her favorite carving tools are from Flexcut and Pfiel. Carving gouges are usually designated by two numbers, such as 7-12. The first number indicates the curvature of the gouge; the second number is the flute tip size, usually in mm. The “U” shaped No. 11 is her favorite. The No. 7 doesn’t produce as deep a cut as the No. 11. She tries to cut against the grain when possible.

Expect to pay about \$120.00 for a set of Swiss made gouges. One could use a reciprocating carver, but in her experience, it can cause your hand to start to tingle, and your hands get hot when using it. Her advice when carving a texture onto a piece: “Don’t leave anything flat.”

About 85% of her work is done with a rotary carver. They are noisy, and she started to get a pain in her hand from using one. So she switched to a microcarver, which is not as noisy. The micro-PRO from Mastercarver, which is a hand-held rotary carver that accepts a variety of bits, has an adjustable rpm of up to 46,000.

Rotary burrs are used for roughing-out material. A single-cut burr leaves a nice, clean finish. A double-cut burr, which cuts in two directions, is faster, and offers better operator control. Burrs come in high speed steel (HSS) or carbide. Start with HSS. They’re less expensive than carbide.

For a less expensive approach, consider the Marathon MTI Powercarver for about \$175.00. Liz starts with a yellow burr for simple texturing. She runs them at about 30,000 to 35,000 rpm for stippling.

If you don’t want to burn the wood, turn down the rpm. If you’re using a ball-shaped bit, don’t put too much pressure on it or you can burn out the motor. The most effective cutting technique is to use the burr on its side. Listen to the pitch of the motor. Making light passes multiple times is better than trying to hog out the wood in one pass. For concave or convex surfaces, right-handers will pull the cutter towards them. Lefties will push the cutter away from themselves.

For woodburning, Elizabeth recommends the Burnmaster brand. She likes using the ball tip for stippling. A nichrome



wire insert lasts a long time and can be used for making multiple shapes, as well as straight lines. A stump cutter has a serrated edge which she uses on convex surfaces. She likes to start at the bottom of a bowl. That way, if she makes a mistake, it’s at the bottom of the bowl where it is less visible. If you’re making vertical lines, wait until the tip turns orange, which means it’s really hot. If you’re doing stippling with a woodburner, it’s a lot slower than a rotary tool. When finished, she uses a brass brush to remove the black, burned wood. And here’s a tip for your

workbench setup: Make it with long legs so that you’re working at chest level, rather than waist level. It saves your back in the long run.

For applying colors, you can use a base coat of black, white, or green. Then follow up with acrylic colors. Milk paint is also an option. She likes the Old Fashion brand. Use a 1:1 ratio of water to powder. You want to end up with a heavy cream consistency. When painting your

surface, try not to flood your stippling or facets with excessive paint. Milk paint takes about 10 to 20 minutes to dry. And you can layer different colors on top of each other, and then follow up after the paint dries with light sanding with 600 grit sandpaper. If you’re impatient, use 320 or 220 grit sandpaper. Elizabeth uses two coats of base coat or transparent, followed by two coats of the final paint.

And finally, if you use acrylics for dry brushing, be sure to use a very small amount of paint on the tip of the brush, which is then used in a vigorous, dusting fashion. Be sure not to overload the brush with paint. For dry brushing, a little paint goes a long way.



# A Woodturning Journey: My Bucket List



√

- ☐ Sphere
- ☐ Spinning Top
- ☐ Slimline Pen
- ☐ Cigar pen
- ☐ Fountain Pen
- ☐ Pen with Acrylic barrel
- ☐ Closed End Pen
- ☐ Lidded Box
- ☐ Sphere
- ☐ Desk Accessory
- ☐ Pens for Troops
- ☐ Beads of Courage
- ☐ Bowl for Empty Bowls
- ☐ Wig Stand
- ☐ Bowls –How many?
- ☐ Keychain
- ☐ Captive Rings baby rattle
- ☐ Carving mallet
- ☐ Whiskey stopper
- ☐ Christmas Ornament
- ☐ Hollow Form
- ☐ Coffee Scoop
- ☐ Golf Tee Pens

√

- ☐ Chess Set
- ☐ Yo-Yo
- ☐ Darts
- ☐ Pool Cue Pen
- ☐ Rifle pen
- ☐ Peppermill
- ☐ Pizza Cutter
- ☐ Magnifying Glass
- ☐ Bottle opener
- ☐ Honey Dipper
- ☐ Platter
- ☐ Urn
- ☐ Laser pointer
- ☐ Birdhouse
- ☐ Laser Engraver
- ☐ CNC Machine
- ☐ Robust American Beauty
- ☐ Carving
- ☐ Piercing
- ☐ Coloring
- ☐ Winged Bowl
- ☐ Emerging Bowl
- ☐ Segmented Bowls

√

- ☐ Bigger Workshop
- ☐ Smaller Workshop
- ☐ Maker Center
- ☐ Ornamental Turning
- ☐ Trembleur
- ☐ Multi Axis turning
- ☐ Segmented Bowls
- ☐ Chinese Balls
- ☐ Craft Show
- ☐ Mentor
- ☐ CWT Demo
- ☐ AAW Demo
- ☐ Newsletter contributor
- ☐ CWT officer
- ☐ (add your own)
- ☐
- ☐
- ☐
- ☐
- ☐
- ☐
- ☐
- ☐



# WIT

Women in Turning



## WIT Happenings

There will not be a WIT Mentoring session this month.

However, everyone is invited to join me during the Thursday Open shop nights on December 5th and December 12th (this month only due to the meeting/party scheduling) from 6-9pm at the Chicago School of Woodworking. This week we will be working on finishing up a few things for the Empty Bowls event on Saturday.

Next week we will be working on Christmas ornaments (or answering any questions you might have on your current project).

The cost for Thursday open shop is only \$5 for members of CWT (or \$10 if you have not yet joined the club.) That's a 50% savings incentive on Thursday open shop time just for joining a club that you are going to want to be a part of anyway! BONUS!!

Also, I am happy to announce, after talking to Shawn at CSW (Chicago School of Woodworking), she has agreed to allow our monthly mentoring sessions to take place at the school. I have already scheduled January and February sessions so mark them on your calendar now so you don't miss them!

The first session will be Saturday, January 11th from 10-2 pm. I will have wig stand kits available to work on and as usual we will address any questions about wood, technique, tool, sharpening or other woodturning issues that are on your mind.

The February session date is set for Sunday, February 16th 10am-2pm. This is your time so let me know what you want to learn at this session.

The latest WIT Newsletter has just been released and there are lots of things happening around the AAW. If you haven't received an email notification, you can always use this link to find all of the WIT Newsletters.


The WIT Newsletter features news from women around the country and stories written by and about women. If you have any interest in writing, this could be a great opportunity to dip your foot into the water.

Feel free to send in questions, write an article, ask a question, make a comment or send in pictures of your work to Andi Wolfe, she collects them and about once a quarter puts out a newsletter that is top notch. Think about it! Here's the link to the newsletter page:

<https://www.woodturner.org/Woodturner/WIT/WIT-Home-Page.aspx?WebsiteKey=c9100f02-c77e-4177-a9bc-7d3eb0216238&hkey=7f6a65b2-ec98-472f-a7b6-2ac573f7258d&100134f70e4f=2#100134f70e4f>

**Marie**

A wig stand kit consists of 3 components. A top (mushroom), stem, and base.



*The anatomy of a wig stand, the rest is up to you!*

## Open Shop at the Chicago School of Woodworking

As part of our partnership with the Chicago School of Woodworking, no fee Open Shop Days will continue to be available to the members of the Chicago Woodturners on **the last Sunday of the month, 9:00 am to 3:00 pm**. Open Shop Days provide our members with access to all our shared equipment and tools as well as incidental (or prearranged) mentoring. Each of the Shop Days has a facilitator/mentor on site.

The Chicago Woodturners has six JET 1642s, two JET 1224 mini's and three Powermatic 3520's in a dedicated turning area at the Chicago School of Woodworking. Turning tools are available, both from the school stock and the Chicago Woodturners lending library.

Of course, all members are free to bring whatever tools and wood blanks they choose. Two slow-speed grinders, with a variety of aluminum oxide/CBN wheels and Wolverine Jigs, are available.

To avoid overcrowding, members who intend to attend should contact Andy Kuby [studio@riverwoodturner.com](mailto:studio@riverwoodturner.com).




*The caretakers of Open Shop at CSW*

## Open Shop: **Thursday, Dec 5 & Dec 12**

The Chicago Woodturners have expanded the availability of member shop time at the Chicago School of Woodworking to include **evenings on the first and third Thursday of every month, 6:00 pm to 9:00 pm**. Steve Glass is the coordinator for these sessions. Please email Steve [steve\\_glass@comcast.net](mailto:steve_glass@comcast.net) to reserve a space.

Thursday evening shop time is \$5 per hour, to cover the school's insurance and maintenance costs.





**The Chicago School of Woodworking** was established in 2007 to train students in the art of furniture making. Since then, our program has expanded to include the arts of turning, scroll saw, marquetry, Chip Carving, speaker making and cabinet making.

We are committed to providing students the knowledge and skills to create functional and beautiful furniture that can be enjoyed for generations.

We have chosen machinery and tools that are safe, up-to-date, and well maintained, so students can focus on learning and enjoy the varied aspects of building a quality piece of furniture or crafting wood art.

Find out more about our offerings and class schedules on our website!



## CHICAGO SCHOOL OF WOODWORKING

EDUCATING THE QUALITY MINDED HOBBYIST IN THE ART OF WOODWORKING

5680 N. Northwest Hwy, Chicago, IL 60646 | Phone: 773.275.1170  
[chicagowoodworking.com](http://chicagowoodworking.com)

## Woodturning Classes at The Chicago School of Woodworking

### Woodturning I

Monday Evenings 6:30 pm to 9:00 pm

January 6 - March 3, 2025

### Woodturning II

Wednesday Evenings, 6:30 pm to 9:00 pm

January 8 - March 9, 2025

- Learn the fundamentals of woodturning along with several special techniques while making both spindle and cross grain projects. Instructors Clint Stevens, Andy Kuby and Al Miotke are experienced woodturners and instructors who emphasize a hassle free, safe and fun learning atmosphere in their classes.
- These carefully designed classes are perfect for inexperienced turners. You will learn about the lathe, its accessories and the tools used to shape wood. Students will be given access to all tools needed for this course and all materials will be provided.
- Students will watch demonstrations, then apply what they have learned to independent work overseen and guided by the instructors.
- These classes are provided through the Chicago School of Woodworking.
- Go to [www.chicagowoodworking.com](http://www.chicagowoodworking.com) to register.



# Heard on the streets:



*A Challenge from Windy  
City Woodturners*

Details  
to  
come!

## RJR WOOD

END OF THE YEAR INVENTORY  
CLEARANCE "TENT SALE"



Partial (indoor) Inventory

Looking for something  
special for your next  
woodturning project?

Join RJR Wood Products, at Batavia  
Hardwoods, on December 7 & 8, 2024 for  
their first annual End of the Year,  
Inventory Clearance "Tent Sale".

That's right, RJR needs space for new  
inventory and will be holding a Tent Sale  
with discounts of 20% on wood  
for woodturners.

Domestics, Exotics, Burls and More. Bowl  
blanks, spindle stock and once-turned  
bowls all available at a great discount.

**December 7 & 8, 2024.** Saturday, 8am until  
3pm. Sunday, 11am until 3 pm.

Sale takes place at Batavia Hardwoods, 330 McKee  
St., Batavia, IL. 60510



## Empty Bowls: Oakton | *Marie Anderson*

Our second (and last) Empty Bowls Event of the year is Saturday, December 7th (the first Saturday in December. I am still looking for volunteers to help "man the booth" during the event.

We will be on site from about 9:45 - 2:45 so it is not a large commitment of time and the return on investment is huge! Big Smiles, Lots of talking about turning, Meeting new people, Making new friends. Raising money for a GREAT cause!

If you can help, please contact me by Tuesday, December 3rd and I will put you on the schedule. I will be sending out the schedule to those of you who have volunteered by Wednesday evening with all the pertinent information.

Our wooden bowls will join thousands made by the Oakton Community College Ceramics Department faculty and students. They are appreciated by all who view them and sell quickly. This Empty Bowls event is held annually the First Saturday in December from 10:30 am - 2:00pm.

If you still have Bowls to donate, you can drop them at the Chicago School of Woodworking before or on this Thursday, December 5th and I will pick them up during Open Shop night 6-9pm so they will make the EB event. If you can't make open shop night, give me a call (630-222-0277) to see if we can coordinate getting them to the event.

As a reminder, most of the items that will sell in this event fall into the \$20-\$30 price point (typically small 5-7" bowls, ornaments, boxes, ect.). We do hold a silent auction of some of the items which the attendees seem to enjoy. However, only a limited number of items can be included in the silent auction. The goal is to raise as much money as possible and bring a little home as possible!

If you cannot join us as a volunteer I encourage you to attend the event and make a purchase. It's a great way to get your Holiday shopping started and support this event. Oakton Community College is located at 1600 E. Golf Road, Des Plaines, IL 60016

The event will be held in rooms 1604-1610. Enter from the south (from Golf Road side) onto College Drive, follow the Empty Bowls signs around and the closest parking in the south lot. You can view the campus here on google maps

(NOTE: the red dot shows the north side of the building which will also work, but the best entrance and parking is the southern most lot shown on the google earth view.) <https://maps.app.goo.gl/NJAm5bADcPVQGBr9>

Hope to see you there!

**Marie**



Empty Bowls in Batavia, October 12, 2024

## Last Cut | *Phil Moy*



*Phil Moy*

Congratulations to our two new officers for 2025, Rich Hall-Reppen doing another term as president. Rich Piper, taking on the role of Secretary.

A problem for clubs and organizations for all types, is finding candidates for officers and Board positions. The pool of candidates is too small, and members do double or triple duty until they burnout. Being in the club becomes a chore. Creativity and inspiration gets replaced by stress and dread.

What's the solution to this problem? We should have multiple levels of backup for each important piece of the club, whether it's the AV, club meeting setup, trade show setup & takedown or being the videographer.

When it seems like the pool of resources is too small, it probably is. That's where making the pie bigger is essential... more people for more skills, more interaction, a bigger community.

**Phil**

## Gratitude, not just for a wig stand button

Ever since out of necessity I created a wig stand button (to plug a hole) and called it a gratitude button, I can't seem to escape the word. Everywhere I go, offering gratitude at the Thanksgiving table for friends, family and the food on the table. Offering gratitude that the Bears have a new head coach. Gratitude that we have finally reached the end of a pretty chaotic year.

Practicing gratitude has been shown to help individuals cope with the emotional and psychological challenges. Here are some ways that gratitude can be beneficial:

**Emotional Resilience:** Gratitude can increase resilience in the face of stress and crisis, helping people to better manage their emotions and maintain a positive outlook.

**Physical Health:** Practicing gratitude can have positive effects on physical health, such as lowering blood pressure, boosting immunity, and reducing stress.

**Mental Health:** Gratitude can help reduce symptoms of depression and anxiety.

**Improved Relationships:** Expressing gratitude can strengthen relationships with family, friends and caregivers.

**Personal Growth:** Gratitude can help you find meaning and personal growth in your experiences, even in the face of adversity.

Incorporating gratitude into daily life, such as through journaling or reflecting on positive aspects, can be a powerful tool to navigate a journey with hope and strength.

A gratitude button wasn't a part of the design criteria for the wig stands for the WIT initiative to provide a support for a cancer patient's wig.

Nor was it intentional to have the tailstock leave an indentation on the top of the wig stand. But having one left me with a decision on what to do with it. Make the top smaller, thinner? Patch it with Plastic wood?

The decision was to accentuate it with a piece of cast resin pen blank. It measured 3/4 inch diameter, an exact match for a 3/4 in. Forstner bit. I



*Elizabeth Weber critiques a wig stand with a gratitude button at the November CWT meeting*

used a scroll chuck with pen jaws to shape the end, sanded it and then polished with the microfine, white Yorkshire grit. Part it off and glue with Titebond or CA glue.

Using contrasting woods, a piece of ebony, laser engrave, carve or texture the button are be interesting variations! The feedback from many was that it was a good idea. Maybe it will spawn an entire industry (but you heard it first here!)

The real hope is that it provides a cancer patient with a focus point that helps them through their difficult times.

And how about something for the guys? My cousin just passed away with cancer, I wish I had made him something with a gratitude button.

**Phil**





## Beads of Courage | *Andy Kuby*

*Providing Arts In Medicine For Children With Serious Illness*

The Chicago Woodturners continued their support of Beads of Courage with a donation to Lurie Children's Hospital on November 8, 2024. Kuby and Al Miotke delivered fifteen Boxes and 30 bags to Gillian Fiandaca to distribute within the Hospital.

This donation depletes the supply of Boxes and Bags that the Chicago Woodturners have on hand. Our next delivery will be in approximately two months so there is still time to make a box or bag to donate.

Please contact Andy Kuby or Al Miotke for details.



**CWT Donations (2023)**

### Bead Bowl/Box Guidelines

Beads of Courage members may receive thousands of beads. It is desirable for your boxes to hold them all. As a result, turned or rectangular lidded boxes need to be large.

- **Dimensions:**
  - Interior for turned boxes: 6" diameter (5" min.), 5" height (4" min.)
  - Interior for flatwork boxes: 4"x6"x4"
- **Base and lids:**
  - Box bases should be wide enough so the box is stable and does not tip over easily.
  - Lids for Beads of Courage boxes should be easy for small or ill children to remove or lift. Any finials should be easy for a small child to grasp and not too elaborate so they don't break.
- **Design considerations:**
  - Avoid excessively elaborate designs that may easily break or be damaged;

The Chicago Woodturners regularly donates \$25 to receive BOC logo beads for you to include anywhere within or outside the box.

Each logo bead comes with a Woodworker Artist card where you can include your personal signature. While these beads are not mandatory, you can appreciate how the beads and cards connect our art with the Beads of Courage mission. Everyone who receives a box or bag also has a personal connection to Chicago Woodturners members.

- **Finishes:**
  - Bowls must be safely sealed. Please use a safe finishing process without toxic materials. Bowls that have not been properly sealed can harbor mold which is dangerous to our members with compromised immune systems.
  - Do not use finishes like linseed oil or other finishes that take a long time to outgas.
  - Refrain from painting the boxes. Instead, highlight the beauty of the wood with clear varnish, a stain, and/or burning.


<https://beadsofcourage.org/bead-bowls/>

## Classifieds

### Decluttering your Shop? Got something to sell? Looking for something?

Send an email with details and pictures and we'll post it in the AWT classifieds!

E-mail to: [editor@chicagowoodturners.com](mailto:editor@chicagowoodturners.com)



#### Boyd Black

[beblack@comcast.net](mailto:beblack@comcast.net)

312-659-0151 phone/text

#### Laguna 12/16 lathe and homemade stand

About 2 years of use. Very good condition.

Three tool rests (8", 12" and 8" J-curve) and face plate included.

10" expansion set included. Expands bed length from 16" to 24" or can be mounted on headstock end to allow outboard turning.

Retail value of Lathe and accessories - \$1,338 plus tax - asking \$700

Homemade stand - asking \$50

#### Craftsman 10" table saw with stand and wheeled platform

Listed on Facebook marketplace (without stand) as Vintage for \$200

Saw plus stand - asking \$50

Wheeled platform - asking \$50

#### Porter Cable compressor - almost new condition

150 PSI, 6 Gallon, 2.6 SCFM

Amazon price - \$157 plus tax - asking \$100

#### Porter Cable pneumatic nailers - great condition

16-gauge finish nailer - FN250SB - asking \$45

18-gauge brad nailer - BN200SB - asking \$35



18-gauge 3/8" crown stapler (still in the box) - TS056 - asking \$50

#### Ryobi electric pressure washer

1600 PSI, 1.2 gpm - Model RY141612 - asking \$100

#### Ryobi 18V ONE+ Miter Saw

Model P552 - asking \$100



## Classifieds

**Michael Roberts**

Mike Roberts

[waybackin67@gmail.com](mailto:waybackin67@gmail.com)

Valparaiso, Indiana

219-252-2277

Due to a move next summer I am dismantling my wood shop, which is only 2 years old. I have a lot of brand new or little used top of the line equipment.

This week I started to contact WW associations in Indiana and Chicago as well as the Marc Adams School in Indy in order to list everything for sale.

Of particular note is my Robust Tools American Beauty Long Bed Lathe and it was about every available upgrade. I am sad to say that while I was focused on building shop cabinets first, I have only toyed with it once. I overbought turning tools and have many which have of course never been used.

If your organization or members might be interested, please let me know.

I am looking for 75% of retail which is of course is over 30% savings with no tax, etc. I am happy to have folks tour my shop (dedicated 60' x 40' outbuilding on my acreage), or I can take photos of particular items folks might be interested in.

This is a list of the major items; but I also have a lot of tools from Festool, Woodpecker's, Blue Spruce Tools and Carter and Son.

1. 5hp Industrial Cabinet Saw - Sawstop
2. 5hp Powermatic Shaper with 1hp auto feeder
3. Powermatic Disc/Belt floor standing sander
4. Castle tabletop Pockethole maker
5. 3hp Laguna dust collector with HEPA filter
6. Rikon 17" Variable Speed Floor Drill Press
7. Laguna JX8 Jointer
8. Laguna PX16 Planer
9. Laguna LT18HD Bandsaw with 5hp (Italian made) Leeson motor
10. Robust Tools American Beauty Long Bed Lathe
11. 2 x Baleigh AFS-1600 Air Filtration units
12. Powermatic PM2244 Drum Sander, 1-3/4HP

I run everything I can at 220 (Single Phase), but much of it can be wired for either 110 or 220.

Thanks,

Michael Roberts



**12/1/2024**

**Price reduction! — Asking for 60% of retail on individual items**

**Total package deal—up to 50% off, let's talk!**

SAVE THE DATE!



Register by April 11 to get the best price!

**aawsymposium.org**

### Segmenting Symposium

September 26-28, 2025

**Crowne Plaza Hotel**

Northbrook, Illinois



#### Demonstrators Include:

Malcolm Tibbetts, Curt Theobald  
Robin Costelle, Tom Lohman  
Lloyd Johnson, Steve Bonny,  
Al Miotke

Many additional demonstrators will be  
announced in 2024



**Segmentedwoodturners.org**



**Segmenting Chicago**

September 26-28, 2025

- ◇ 5 classrooms doing 48 –90 minute classes over 2.5 days
- ◇ Tradeshow.
- ◇ Instant Gallery.
- ◇ People's Choice award.
- ◇ Large classrooms.
- ◇ Saturday banquet with entertainment
- ◇ Hotel attached to the conference center.
- ◇ Raffle full of vendor provided supplies
- ◇ Discounted symposium room rate.
- ◇ Spouse/companion activities
- ◇ Pleasant suburban location close to the interstate highway.

The Segmented Woodturners are a 501 (c)(3)

**AAW** | AMERICAN ASSOCIATION  
OF WOODTURNERS  
WE ARE TEACHING THE WORLD TO TURN.





AAW is a nonprofit organization dedicated to advancing the art and craft of woodturning worldwide through education.

With more than 16,000 members and over 365 local chapters globally, AAW members include amateurs, hobbyists, professionals, gallery owners, collectors, tool and equipment suppliers, and others.

Join the AAW and have access to the largest portfolio of woodturning-related material in the world!

Hone your knowledge and skills using AAW's online learning portals, exclusive print and digital publications, curated educational videos, high-quality safety resources, and more.

## Did you Know?

**AAW Explore helps you mine the wealth of information available to you on the AAW website. More perks for AAW members!**

### Search for Woodturning Articles and Videos on AAW Explore!


- Browse thousands of articles and videos showcasing woodturning techniques, project tutorials, artist profiles, and tips and tricks from AAW's complete archive dating back to 1986.
- Search a wide selection of curated woodturning videos that have been pre-screened for quality content and safety.
- **Most content is for AAW Members only.** To gain access, either login or [join the woodturning community and become a member.](#)

Title or Subject

Author

Category

Keywords



December, 2024

The *American Woodturner* journal is the premier source of woodturning inspiration and instruction since 1986. AAW members have free access to the entire archive of journals when they sign in. Individual issues may be purchased in our online store.

Looking for a special article? Specific topic?

Go to [www.woodturner.org](http://www.woodturner.org) Click tabs Resources, Publications, AmericanWoodturner, Index to view or download the Index

An index entry such as this: "New lathes at AAW Trade Show, 34.3:61" means the information would be found in volume 34, issue 3, page 61.

#### Volume to Years

35:1 to Present > 2020 to Present

25:1 to 34:6 > 2010 to 2019

15:1 to 24:4 > 2000 to 2009

4:3 to 14:4 > 1990 to 1999

1:1 to 4:42 > 1986 to 1989

Visit the American Association of Woodturners at  
[woodturner.org](http://woodturner.org)



## Start planning today!

**The AAW International Symposium comes back to the Midwest in 2025! Register by April 11 to save \$120!**

For those who have been to a symposium, you already know how rewarding they are! If you have never been to one, it's time to make plans. It's 400 miles to St. Paul, MN, (a 6 hour ride with pit stops in Madison and La Crosse).

## Call for Entries

### "Open/Closed" 2025 POP Exhibition and Auction

**Submission Period: December 1, 2024 to January 15, 2025.**

The Professional Outreach Program (POP) is pleased to announce the theme for its 19th annual show and auction: Open/Closed, an exhibition of boxes. Each year, these shows have featured an exciting mix of excellent work created by a roster of national and international established and emerging artists. POP themes are chosen to provide a dynamic springboard for creative ideas and a showcase for extraordinary small-scale work. Psychology has shown that limits spur creative thinking, and the format of the box and limitation in size (6"x 6"x 6", or 15cm x 15cm x 15cm) provide creative constraints that we hope will spark your imagination and ingenuity.

Woodturning has long been associated with vessels and containers, and this theme offers so much to explore: themes of privacy, enclosure, preciousness, practicality, history, the polarity of open and closed, the secret and the secret revealed.

Entry fee is \$25 for up to three pieces.

### "Beginnings" 2025 AAW Member Exhibition

**Submission Period: January 1, 2025 to March 15, 2025**

The theme for the 2025 AAW member show is "Beginnings". Each year, our goal is to host a Symposium exhibition that showcases and celebrates the full scope of excellent work being created by our members, from skillfully-crafted traditional turnings to innovative sculptures that push the boundaries.

This year's theme also reflects our Symposium host state of Minnesota, home to the headwaters of the Mississippi River. As always, artists are encouraged to interpret the theme for themselves. When you think of a beginning, what comes to mind? Do you already have a piece that reflects the theme perfectly? If it was made between March of 2023 and March of 2025 it is eligible!


Entry fee is \$25 for up to three pieces.

**For more information, visit [woodturner.org](http://woodturner.org) Search for Event/Call for Entries**



## AAW Chapters in Illinois

Club	Location	Website
Central Illinois Woodturners	Normal, IL	centralillinoiswoodturners.com
Chicago Woodturners	Arlington Heights, IL	chicagowoodturners.com
Flatland Woodturners	Champaign, IL	flatlandwoodturners.com
Lincoln Land Woodturners	Springfield, IL	llwonline.com
Northern Illinois Woodturners	Rockford, IL	northernillinoiswoodturners.com
Quad Cities Woodturners	Rock Island, IL	qcwoodturners.com
South Suburban Chiselers		
Illiana Woodturners	South Holland, IL	illianawoodturners.wordpress.com
Windy City Woodturners	Naperville, IL	windycitywoodturners.weebly.com



The Chicagoland Chapter of the IAP meets every third Saturday of even months, from 10 am to 1pm. Join us and learn more about making custom pens and meet some of the best penmakers in Chicago!

EST 1928  
**WOODCRAFT®**

504 Ogden Avenue, Downers Grove, IL 60615

## Chicago Woodturners Tool Library

Rich Piper ([richpiper@aiaofillinois.com](mailto:richpiper@aiaofillinois.com) 773-350-5617) is the Chicago Woodturner's tool librarian. The tool collection is at the Chicago School of Woodworking.

These tools will be available during Open Shop Days for members to use. The tools are also available for checkout so you can try them out at home before investing in one of your own. A checkout system is currently being developed.

The listing of the library will be online at [chicagowoodturners.com](http://chicagowoodturners.com)

Over the past twenty years the club has accumulated many interesting tools for members to use on a special project or just to try before investing.

***One of the many benefits of CWT membership!***

## Vendor Guide

Company	Website
Advanced Lathe Tools	<a href="https://advancelathetools.com">https://advancelathetools.com</a>
American Association of Woodturners	<a href="https://woodturner.org">https://woodturner.org</a>
Branches to Bowls	<a href="https://branchestobowls.com">https://branchestobowls.com</a>
Coers Custom Woodworking	<a href="mailto:coers@ameritech.net">coers@ameritech.net</a>
Odd Knot	<a href="https://odd-knot.com">https://odd-knot.com</a>
Peke Safety	<a href="https://pekesafety.com">https://pekesafety.com</a>
Pete Marken Custom Woodturning	<a href="https://petemarkenwoodturning.com">https://petemarkenwoodturning.com</a>
Robust Tools	<a href="https://turnrobust.com">https://turnrobust.com</a>
Davis/Nye RJR Woods	<a href="https://bataviahardwoods.com">https://bataviahardwoods.com</a>
The Walnut Log	<a href="https://walnutlog.com">https://walnutlog.com</a>
Trent Bosch	<a href="https://trentboschtools.com">https://trentboschtools.com</a>

## CWT Mentors

### Want to speed up the Journey?

Let a CWT Mentor help you. Leverage the wealth of woodturning knowledge at CWT!

Levels    B—Beginner    I—Intermediate    A—Advanced

Name	Town	Levels	Areas
Tom Albrecht	Evanston	B, I, A	General Turning
Marie Anderson	Itasca	B, I, A	General turning, brainstorm with anyone
Dave Bertaud	Libertyville	B, I	General turning
John Dillon	Elburn	B, I, A	General turning, except pens and segmenting
Tom Eovaldi	Evanston	B, I, A	General turning, natural edge, thin wall, hollowing and carving
Reto Gallati	Chicago	B	General turning
Rich Hall-Reppen	Geneva	B, I	General turning
Andy Kuby	Riverwoods	B, I, A	General turning, spindles, bowls, platters, pens, multi-axis, ornaments, finials and other topics
Al Miotke	Mt. Prospect	B, I, A	General turning, segmenting
Phil Moy	Chicago	B	General turning, pens
Rich Nye	Batavia	B, I, A	General turning, carving, texturing, painting, burning
Frank Pagura	Elk Grove Village	B, I, A	General turning
Paul Pycik	Lisle	B, I, A	General Woodturning, Overview of Lathes, Tools, Accessories, Shop Set-up, Turning Acrylics and Alternative Materials

## It's even more fun when you bring a friend!

### Reasons to join Chicago Woodturners

- Monthly meetings & newsletter
- Access to club member expertise and mentors
- Classes and hands-on sessions with name turners
- In-person demonstrations, product discounts, raffles
- and generally a good group to hang out with!....

### Membership Fees

\$30 Individual membership  
\$40 Family membership.  
\$10 Under age of 25

Yearly membership fees for Chicago Woodturners are due at the beginning of the year. You can join at any time of the year!

Pay with cash or a check at the monthly meeting. (Make checks payable to 'Chicago Woodturners')

Application forms are found online! Contact Brenda Miotke for more information. By email: [bkmiotke@comcast.net](mailto:bkmiotke@comcast.net)

Or by snail mail

**Chicago Woodturners**  
c/o Brenda Miotke  
920 North Sumac Lane  
Mount Prospect, IL 60056



*Join the movers  
and shakers of  
woodturning in  
Chicago!*





Est. 1988

36 years of craft, art, technology and tradition

**Join us for our monthly meetings,  
everyone is welcome!**

**Arlington Heights Senior Center**  
1801 W. Central Road,  
Arlington Heights, IL 60005

6:30 pm Networking  
7:00 pm to 10:00 pm

*Can't come in person? Zoom!*

www.zoom.com  
Meeting ID: 915 7899 5899  
Passcode: 003359



## CWT Meeting Calendar\*

**2025**

Jan 9	May 8	Sept 11
Feb 13	Jun 12*	Oct 9
Mar 13	Jul 10	Nov 13
Apr 10	Aug 14	Dec 18*

**\*The December 2024 meeting is the  
Christmas Party**

CWT meetings are generally scheduled for the second Thursday of the month. We'll post any changes online, in the newsletter and by e-mail!

## Calendar of Events

Dec 5, 12	CWT Open Shop	Chicago School of Woodworking	Chicago, IL
Dec 7	Empty Bowls	Oakton Community College	Des Plaines, IL
Dec 19	CWT Christmas Party	The Golf Center	Des Plaines, IL
Dec 29, Jan 2	CWT Open Shop <b>CANCELLED</b>		
Jan 6	Woodturning I	Chicago School of Woodworking	Chicago, IL
Jan 8	Woodturning II	Chicago School of Woodworking	Chicago, IL
Jan 9	CWT Monthly Meeting	Arlington Heights Senior Center	Arlington Heights, IL
Jan 11	WIT Mentoring Session	Chicago School of Woodworking	Chicago, IL
Jan 16, 30, Feb 6, 20	CWT Open Shop	Chicago School of Woodworking	Chicago, IL

Visit the Chicago Woodturners at  
[chicagowoodturners.com](http://chicagowoodturners.com)

