



Est. 1988

**May, 2025**

Volume 37, Issue 5



# As the Wood Turns

## Chicago Woodturners Newsletter

A chapter of the American Association of Woodturners (AAW)

### Inside this issue:

President's Curls	1
Editor's Corner	2
March Minutes	3
Demo Review	4-5
FOCUS on the Arts	6-7
Word Search	8
Instant Gallery	9-10
WIT Updates	11
MPG Photos	12-13
Open Shop	14
Hands On Workshop	16
AAW Info	17-18
Last Cut	20
Calendar Events	21

### Special points of interest:

- Open Shop Days
- TOC 2026
- AAW Symposium
- AAW Clubs

### CWT Monthly Meeting

Thursday May 8, 2025

6:00 pm Networking  
7:00 Meeting Kickoff

### President's Curls | *Rich Hall-Reppen*



Spring is in full bloom. Deb and I made some Tulips at a class offered by the Badger Woodturners a month or so ago. We still need to put the final coats of finish on them. Hopefully, we'll get that done before all of the real tulips finish blooming. Over the years we have had some great demos on making different types of flowers. I remember a demo on making tulips that involved a little turning and some good bandsaw techniques by a former member. We've all marveled at Frank Pagura's flowers that he makes from the bark of a tree from Thailand. As I write this, I think we need to bring Frank back to show us again how he makes his flowers. I have forgotten more than I remembered.

Our demo this month is on Finishing. Rich Nye, Roy Lindley and John Dillon are going to each spend 10-15 minutes telling us what their favorite finish is for different types of wood and applications. Roberto was supposed to be on the panel too, but he had to teach a class down at Marc Adams this week so we let him off the hook. Personally, I tend to use mostly Mahoney's Walnut Oil on the darker woods and either Howard's butcher block oil or Wipe on Poly for the lighter woods. In the Matt Monaco class, we used Mahoney's Walnut Oil to wet sand and then Yorkshire Grit and finished up with a wax. Some folks finish up with the buffing wheel. Lots of options. Get your finishing questions ready.

We have Australian, Simon Begg doing the demo at our June meeting. Remember our June meeting has been moved to June 19, 2025 due to the AAW Symposium starting on our regular meeting night. Simon is going to demo a German ring style of turning. He is also teaching three days of classes on June 20, 21 and 22 at our teaching facility at the Chicago School of



Woodworking. There may be a spot or a day left, but Simon's class filled up quickly.

We have some more silent auction items at the May meeting plus some donated tools that will be in the raffle – along with wood in our raffle. There have been a number of moving and estate sales this past couple of months that I have seen a number of our members attending and helping out the estate by buying some good used tools. If you need some tools, these estate and moving sales are great opportunities to get a great deal on turning tools and other woodworking tools.

Our illustrious newsletter editor, Phil Moy, at the end of April has been dealing with some health issues. Marie, Big Country and Andy helped to get the May newsletter out, but it was missing some of Phil's great content. We hope Phil has a speedy recovery.

**Rich**

## Editor's Corner | Marie Anderson & Big Country



Phil Moy

Thanks to Andy Kuby for  
the assist!

You may have noticed that this month's newsletter is arriving a bit later than our illustrious editor typically sends it out. You may also notice that some aspects have been adjusted on the short timeframe so it may not quite be up to the standards of our wonderful newsletter editor, (although, hopefully that is not the case!)

Fortunately, Phil left us with a great template, some awesome writers and plenty of fodder to fill up a few pages with news you can use.

Hopefully this is a temporary substitution and we trust that you will forgive any oversights that may have gotten lost in the quick turnaround.

It takes quite a few people to put together a newsletter of this quality and Phil is quite the drill Sargent to herd all the cats to get their articles. He does a great job with this and as Rich mentioned, Phil is dealing with a health issue & not able to take the reins this month. So this month, we have two guest editors (Marie Anderson & Big Country) who jumped in to pull this issue together.

**Cheers! Marie & BC**

## Letters to the Editor

Comments or ideas? Even complaints! *Send them to the Editor!*

Email them to: [editor@chicagowoodturners.com](mailto:editor@chicagowoodturners.com)



**As the Wood Turns** is a monthly publication of the Chicago Woodturners, a Chapter of the American Association of Woodturners.

**President** Rich Hall-Reppen

Assistant Editor: "Big Country" Strand

**Vice President** Rich Nye

Contributing Editors: Clint Stevens, Andy Kuby, Al Miotke, Marie Anderson, Brenda Miotke, Frank Pagura, Paul Rosen, Leslye Winslow

**Treasurer** Rich Piper

**Secretary** Big Country Strand

Photography: Cathy Bloome, Al Miotke, Laura Rodriguez, Rich Hall-Reppen, Marie Anderson

**Newsletter Editor** Phil Moy

E-mail: [editor@chicagowoodturners.com](mailto:editor@chicagowoodturners.com)

Website: [chicagowoodturners.com](http://chicagowoodturners.com)



Est. 1988

37 years of craft, art,  
technology and tradition

## CWT MEETING

Thursday May 8, 2025

6:00 pm Networking

7:00 pm Meeting

Arlington Heights Senior  
Center



zoom.com

Meeting ID: 915 7899 5899  
Passcode: 003359

## May Demo

## Finishing Techniques from 3 viewpoints

Rich Nye, Roy Lindley &  
John Dillon

## April Minutes | *Big Country*

Tonight's meeting featured guest demonstrator Kurt Wolff-Klammer showcasing his birdhouse ornaments. He brought along some sample pieces to show & also did our gallery review.

**AAW NEWS:** Symposium registration is ongoing and group registration code of AAW25GROUP will get you a discount. Multiple regional symposiums in 2025 as well with details on the AAW website (woodturner.org) with the Midwest Penturners Gathering happening in our backyard in April. AAW is also searching for a new Executive Director

**CWT-Silent Auction:** Silent auction items this month were moved to the raffle. Still looking for additional volunteers to assist with silent auction & raffle.

**CWT-Volunteer Opportunities:** Feedback from the Highland Park HS event (Focus on the Arts) was great. Brenda thanked everyone for participating and they would be happy to have us return.

-Andy announced a delivery of Beads of Courage boxes to Lurie Hospital 2 weeks ago and that was the remaining boxes that we have. So we're requesting assistance assembling & turning Beads of Courage boxes (contact Al or Andy). We will also continue to take pen donations for Pens for Troops & also bowl donations for Empty Bowls. Phil also spearheading a Cue Stick Pen Turning project for anyone interested.

**CWT-Open Shop:** Weekdays are generally the 1st & 3rd Thursdays (6p-9p) with Steve Glass and final Sunday of the month (9a-3p) with Andy Kuby. Newsletter will have details for ongoing Open Shop & meeting days. WIT also hosts a Sunday open shop when possible.

**CWT Classes:** Pat Carroll for May has been cancelled for travel issues. Other classes are either full or limited space available, see newsletter or Brenda for details.

**CWT Membership:** New members Anne Wick & Bob Hartnett. We now have a PO Box address for sending membership renewal to Brenda (meeting had 61 members in attendance & 7 on Zoom). Intro of 3 new members.

**Turn-On Chicago (TOC) Updates:** Hotel we were going to sign contract with has closed, sign-up list passed around for assistance looking for a replacement venue. Will provide updates on search at next meeting.

**Newsletter:** Phil requesting members email any "Tip of the Month" they might have for their shop or turning.

**Pens for Troops:** 380 pens donated in 2024 (200 MPG, 180 CWT)

**Safety:** Frank presented regarding a CA glue accident in the cold where it sprayed open into face and the repercussions. Provided good safety tips for beginning turners to focus on & experienced turners to remember to check.

**Meeting Raffle:** Paul announced that we raised \$305 this week.

**Demo:** Kurt showed how to turn his birdhouse feeder ornament using 5 pieces (2 small bowl shapes, center bit, bottom plug, and top finial and shared examples of work & also provided the gallery review. -Submitted by **Big Country, Secretary**




## Membership

A record breaking meeting? The trend is up!

61 in person, 9 on Zoom

\$305 raffle proceeds!

New Members: Anne Wick & Bob Hartnett





## Interactive Demo | *Clint Stevens*



Kurt Wolff-Klammer has been an invaluable Chicago Woodturners member who has already done much for all of us. At our May meeting, he rose to the challenge once more to present a demonstration on constructing his signature mini-bird feeder ornament.

These charming feeders are actually an assembly of five individually turned pieces.

Two small bowl shaped pieces are held together with a connecting stem. Small finials are attached to the top and bottom.

Kurt begins with 1.5 inch blanks cut on a bandsaw to expose small wood blanks cut into end grain squares. Since the ornament requires a top and bottom blanks, begin with at least two. A blank was mounted on the lathe in spindle orientation and turned round at high speed with a bowl gouge. Once round, Kurt turned a small tenon on the top. A shallow bead was then formed using small controlled cuts. Since the grain was presented in endgrain, the cuts were made from the outside toward the center. Once the bead was satisfactory, the blank was reversed and held with a set of Vicmarc long jaws. Note that Kurt's Vicmarc jaws had a small aperture. Vicmarc has since redesigned the long jaws with a much wider aperture. Still, a small tenon can be held by numerous other methods.

The small bowl shaped form was turned flat then hollowed with a bowl gouge from the inside out. A 1/4 inch brad point drill bit was used to cut a hole through the top. A small scrap of wood was then placed in the jaws and a 1/4 inch tenon formed. It was used to reverse the small bowl, and hold it from the drilled hole. This allowed the bowl's tenon to be cut away and the final shape formed. Kurt mentioned that the same procedure was used earlier to create a nearly identical bowl form.

Kurt then placed a blank about six inches long and a half inch thick into the Vicmarc long jaws.

A 1/4 inch tenon was turned on the end of the blank. Kurt used a caliper to measure the shaft portion of the drill bit. He turned a slightly oversized taper on the end. The hole in the bowl was twisted to put a burnished mark on the taper. The burnished

mark identified the exact location to be cut. A curve was turned from the newly formed tenon to the point the next tenon was to be turned. Again, the calipers with the 1/4 inch measurement were used to cut the tenon on the opposite end. The newly formed spindle was cut off with a fine tooth pull saw. Both bowls were test fit to make sure the newly turned spindle was acceptable.

The crown finial was turned from the same blank as the connecting piece. A classic shape was selected to turn with a small ball on top, a cove, and another 1/4 inch tenon. A smaller finial and tenon was turned for the bottom bowl. All pieces were tested for fit.

The stem section was glued to both bowls with Titebond 2 glue. Top and bottom finials were also glued.

Kurt applied some more Titebond to the top face of the bottom bowl. While it was still wet he dipped the ornament into a bag of birdseed and pressed the loose seed into the glue.

UV resin and light were used to secure a tiny Hobby Lobby bird to the seed. A variety pack of twelve birds can be purchased for about \$4.50.

The final touch was to attach a strong wire to the ornament. Kurt uses a Beadalon 7 stainless steel wire for this. Beadalon 7 wire is 0.38 millimeters in diameter and can be easily cut with a fingernail clipper. A micro drill bit was used to drill a 0.8 mm hole in the top finial. The UV resin, UV light, Beadalon wire and micro drill bit are easily obtained online.

Kurt has taught us how to make what is perhaps the most adorable turning that we have seen for a very long time. Now, if you will excuse me, my bird loving wife will give me no rest until I make one for her. Thanks Kurt.

**Clint**



## Interactive Demo | *Clint Stevens cont.*

The finished Demo Bird Feeder Ornament.



Other ornament examples and Kurt's "tray-o-feeder" components





## F.O.C.U.S. ON THE ARTS 2025 *Highland Park High School*




Focus on the Arts is a biennial, world-class arts festival held at Highland Park High School (HPHS) in the Chicago suburb of Highland Park, IL. Over the course of two days and three nights, Focus presents more than 300 workshops, masterclasses, and performances for the students and three community events featuring music, theater, art, and dance. Hundreds of professional artists grace the stages at Focus, providing an unprecedented opportunity for the students and community members of Highland Park, Highwood, and Fort Sheridan.



L-R Keith Rose, Zhi Lu, Brenda Miotke, Kurt Wolff-Klammer, Rich Hall-Reppen and Frank Pagura

When CWT started talking about doing this event (around 2011), it took Roger Basrak and Arnold Footle several years to convince the organizers of FOCUS that we were a good fit for their event. Once they did, it was obvious from the first class that our rotations were going to be one of the most talked about classes. Each rotation, extra kids would show up to turn a pen. Teachers would show up to turn a pen. Younger siblings showed up to turn a pen. Parents showed up to turn a pen. The principal, more teachers, the organizers. We heard over and over how students would leave the class and show off their pens. It was an excellent experience for all but mostly for the CWT members who volunteered. To see the glow on the faces of these kids as they turned their first pens was a joy for all.



L-R Vic Primack & Boyd Black manning the pen assembly station

Since that first FOCUS, Members of CWT have been volunteering to teach and demonstrate during this festival of arts. CWT was the first artist group that was ever invited to return for the following FOCUS before the current event was even over. Our members have supported this educational outreach wholeheartedly and the students of HPHS have shown their appreciation by filling all of our rotations within hours of being able to register. We've been told "pen turning always fills up first." This year was no different.



L-R Brenda Miotke & Marie Anderson with a wave to Julie Basrak (That's Boyd Black with the unintentional photobombing)

It takes a mountain of work to get everything ready and set up to do this event. When Roger Basrak passed, Brenda Miotke inherited the job of coordinator. She says she enjoys giving the introductory speech to each class and hopes she does it half as well as Roger did. Then there are all the folks that help prepare the pen blanks, picking up and setting up the lathes. Checking the tool boxes, preparing the finishes, the sand paper, the paper towels and any number of other items that could easily be forgotten. We have folks who teach, folks who assemble, folks who talk about the instant gallery of wood turned items that we display so the kids understand that there is more than just pens to be made on the lathe.

## F.O.C.U.S. ON THE ARTS 2025 *Highland Park High School* (continued)

Thank you to everyone who helped make this event happen. Including, in no particular order: Brenda & Al Miotke, Marie Anderson, Rich Hall-Reppen, Rich Nye, Rich Piper, Don Felch, Phil Moy, Andy Kuby, Zhi Lu, Stan Herman, Clint Stevens, Tom Albrecht, Boyd Black, Vic Primack, Mark Dreyer, and Keith Rose. I hope that I included everyone since this was pieced together from several emails. If your name does not appear above is was not intentional, please consider yourself thanked and my sincere apologies.

CWT members Andy Kuby and Marie Anderson also participated in HPHS - FOCUS 2025 Art Night.

As described by FOCUS organizers Art Night, features a diverse group of over 40 local professional artists and our HPHS Advanced Placement visual art students. Engage in community art-making and observe creative works in progress. This is a free family friendly event that is open to the public.

We set up two demo lathes, an instant gallery of items lent from several people (including Al Miotke, Frank Pagura, Richard Nye, Andy Kuby and Marie Anderson), and a visual display of turning a log into a bowl both natural edged and regular bowl. It was truly an educational event.

Andy & Marie spent about 2-1/2 hours turning for a huge crowd of very interested residents. Some very happy children went home with spinning tops and heads full of amazing ways to express themselves as they grow up.



Arnold Footle visiting his former haunts. Arnold and Roger Basrak were instrumental in getting CWT invited to teach & demo for F.O.C.U.S.





## Just for Fun: WORD SEARCH Local Woods

B	K	A	O	D	M	D	T	B	D	Z	C	C	A	H
U	C	M	S	A	G	S	O	U	U	X	Q	P	F	C
C	K	H	P	I	U	Y	B	G	N	C	P	O	W	R
K	J	L	N	C	D	D	R	X	W	L	K	Q	G	I
T	E	K	O	Z	E	C	O	R	E	O	E	E	I	B
H	O	L	M	R	A	B	Z	W	E	X	O	Z	Y	F
O	Q	Z	R	A	D	E	C	C	Y	H	N	D	A	E
R	N	R	O	H	T	W	A	H	R	A	C	T	M	H
N	P	K	N	N	K	T	Q	T	O	R	K	U	A	P
G	G	L	D	E	A	T	E	U	K	A	W	N	G	O
H	S	A	U	L	P	Z	U	V	C	E	G	T	N	P
S	S	H	P	M	E	S	U	P	I	P	X	S	O	L
Q	W	A	Z	F	L	P	A	X	H	L	X	E	L	A
E	L	D	E	R	M	P	E	C	A	N	O	H	I	R
T	O	C	R	A	B	A	P	P	L	E	V	C	A	E

How many of the following local woods have you tried? Search for them today and look for the key in next month's issue!

Apple  
Ash

Aspen  
Birch  
Box  
Buckeye  
Buckthorn  
Catalpa  
Cedar  
Cherry  
Chestnut

Crabapple  
Dogwood  
Elder  
Elm  
Ginko  
Hawthorn  
Hazelnut  
Hickory  
Locust

Magnolia  
Maple  
Oak  
Olive  
Pear  
Becan  
Plum  
Poplar  
Redbud

## Instant Gallery | *Kurt Wolff-Klammer*

Kurt Wolff-Klammer did double duty with demo and critique this month.

As always, previous Instant Galleries are available to review on the website

[chicagowoodturners.com](http://chicagowoodturners.com)

Photos by Al & Big Country

*Bob Gordon*



*Dave Bertaud*



*Amanda Thomas*



*Ed Thomas*



*John Dillon (Above & Below)*







*Roberto Ferrer*



*Kurt Wolff-Klammer*



*Marty Knapp (Above & Below)*



*Rich Nye*



*Paul Pyrcik*



*Phil Moy*





Women in Turning



Marie Anderson

## WIT Happenings

This month we will hold another WIT event at CSW on May 18th from 10-2. All are welcome to attend, but since this is a women in turning session, preference will be given to women if we happen to have a full house. Please contact Marie directly to reserve your lathe. This will be a mentoring session with no particular topics so bring your latest project, and/or any questions that might have you stumped. I will have some wig stands available to work on as well.

Speaking of wig stands, before our next WIT session I intend to deliver the wig stands that we have collected since the first of the year to Living Well Cancer Resource Center. This includes a total of 41 wig stands that were completed by the combined efforts of CWT and WCWT. This is outstanding! Thanks to all who participated in our "friendly" competition between the two clubs. (Look for the short article on Wig Stands to see which club made the most! (I know there are still some in progress out there so let's try to get them finished up and brought to the next meeting if possible OK?) Remember, these wig stands should be turned with the love and care that you will take when turning a gift for your family or friends. In case anyone is interested as of this writing, nationwide the total number of delivered wig stands is 2805. (NOTE this does NOT include our 41 wig stands because they have not officially been delivered.) I believe we will top 3,000 by next month! Congrats one and all.

There will be a special interest night for women in turning at the AAW Symposium in St. Paul on Thursday night before the symposium officially starts. All are welcome to attend. Let's try to break the record from last year. As an added incentive, there will be some pretty cool door prizes!

## Wig Stand Inter-Club Competition Update - as of May 1, 2025

The first annual wig stand inter-club competition has concluded and we have a winner!

First, let me say thank you to everyone who participated in this competition. Your efforts were tremendous and deserve to be recognized. From CWT: Rich Piper, Clint Stevens, Phil Moy, Frank Pagura, Boyd Black, Jim Reynolds, Steve Glass, Big Country, Nathan Ward, Laura Rodriguez and Marie Anderson. From WCWT: Mary Arp, Bob Moss, Bill Witt, Nathan Wick, Bruce Wick, Rich Piper, Frank Pagura, Paul Pyrcik and Marie Anderson. Special recognition to Mary Arp and Rich Piper for their bodacious efforts in turning multiple stands! Great job everyone! Please remember this is an ongoing effort so anytime you are looking for a project or just need a warm up project. consider turning a wig stand!

OK, so you have waited long enough! The final results of the competition follow: CWT 17 / WCWT 24. Windy City won this one (but the real winners are the recipients of these beautiful wig stands!) Congratulations everyone and thank you from all of those who cannot say thank you themselves. Your efforts will show the recipients that there are people who really do care that they make it. Sometimes that makes all the difference. Bless you all!



## 2025 PenMakers International Chicagoland MPG

Held April 11 and 12, 2025 in Hoffman Estates, IL

midwestpenturnersgathering.com — CONGRATS on another successful event, can't wait until next year! Pics from MPG below








## Classifieds

### Decluttering your Shop? Got something to sell? Looking for something?

Send an email with details and pictures and we'll post it in the Classifieds! E-mail to: [editor@chicagowoodturners.com](mailto:editor@chicagowoodturners.com)



### Stihl Chainsaw MS362 w/ extras

Lightly used Stihl Gas chainsaw, for sale by original owner. Always run with lead free Stihl or Tru-fuel pre-mix. Includes case, multiple bars (16", 24", 30") and 6 sharp chains. Pickup in Evanston, IL—\$500 obo (contact Tom Albrecht ([tja490@gmail.com](mailto:tja490@gmail.com)))





## Open Shop at the Chicago School of Woodworking

As part of our partnership with the Chicago School of Woodworking, no fee Open Shop Days will continue to be available to the members of the Chicago Woodturners on **the last Sunday of the month, 9:00 am to 3:00 pm**. Open Shop Days provide our members with access to all our shared equipment and tools as well as incidental (or prearranged) mentoring. Each of the Shop Days has a facilitator/mentor on site.

The Chicago Woodturners has six JET 1642s, two JET 1224 mini's and three Powermatic 3520's in a dedicated turning area at the Chicago School of Woodworking. Turning tools are available, both from the school stock and the Chicago Woodturners lending library.

Of course, all members are free to bring whatever tools and wood blanks they choose. Two slow-speed grinders, with a variety of aluminum oxide/CBN wheels and Wolverine Jigs, are available.

To avoid overcrowding, members who intend to attend should contact Andy Kuby [studio@riverwoodsturner.com](mailto:studio@riverwoodsturner.com) for Sunday Open Shop. The first and third Thursday of every month, 6:00 pm to 9:00 pm. Thursday evening shop time is \$5 per hour, to cover the school's insurance and maintenance costs. Steve Glass is the coordinator for these sessions. E-mail Steve at [steve\\_glass@comcast.net](mailto:steve_glass@comcast.net) to reserve a lathe. NOTE: May 15th the hours will be 5:30 to 8pm due to some scheduling conflicts.

**Open Shop: Thursday, May 1, 15 & 29 and Sunday, May 25**



**Open House 5/31 8a-4p**  
**One-Year Anniversary**  
**330 McKee St, Batavia, IL**

Please join the owners of Batavia Hardwoods in celebration of their one-year anniversary!

Batavia Hardwoods is hosting an Open House on Saturday May 31, from 8am until 4pm. The store is located at 330 McKee St. in Batavia, IL. 60510.

The owners plan to offer 20% off on all woodturning inventory (RJR Wood supply and more) and 10% off all flat-stock lumber and finished products. In addition, the owners are planning to have food available and demonstrations including the Batavia Woodcarvers Club and members of the Chicago and Windy City Woodturners demonstrating spinning tops for the kiddos and other small turned items.

Bring your family and friends and stop by to enjoy the festivities.




**Thanks for your support!**

**Batavia Hardwoods Owners: Doug, Kersten, Chip, & John**

## Woodturning Classes at The Chicago School of Woodworking

Learn the fundamentals of woodturning along with several special techniques while making both spindle and cross grain projects. Instructors Clint Stevens, Andy Kuby and Al Miotke are experienced woodturners and instructors who emphasize a hassle free, safe and fun learning atmosphere in their classes.

- These carefully designed classes are perfect for inexperienced turners. You will learn about the lathe, its accessories and the tools used to shape wood. Students will be given access to all tools needed for this course and all materials will be provided.
- Students will watch demonstrations, then apply what they have learned to independent work overseen and guided by the instructors.
- These classes are provided through the Chicago School of Woodworking.
- **Go to [www.chicagowoodworking.com](http://www.chicagowoodworking.com) to register**



The Chicago School of Woodworking was established in 2007 to train students in the art of furniture making. Since then, our program has expanded to include the arts of turning, scroll saw, marquetry, Chip Carving, speaker making and cabinet making.

We are committed to providing students the knowledge and skills to create functional and beautiful furniture that can be enjoyed for generations.

We have chosen machinery and tools that are safe, up-to-date, and well maintained, so students can focus on learning and enjoy the varied aspects of building a quality piece of furniture or crafting wood art.

Find out more about our offerings and class schedules on our website!

# CHICAGO SCHOOL OF WOODWORKING

## EDUCATING THE QUALITY MINDED HOBBYIST IN THE ART OF WOODWORKING

5680 N. Northwest Hwy, Chicago, IL 60646 | Phone: 773.275.1170

[chicagowoodworking.com](http://chicagowoodworking.com)



Date	Time	Name	Address	City
May 2-4	2&3 9am-2pm/4 10am-2pm	Harkins Tool Sale	5216 Fairmount Street	Downers Grove, IL
May 3-4	10 AM -4 PM	Ernst Tool Sale	28 Lynn Drive	Hawthorn Woods, IL

If you missed these tool sales earlier this month, updates provided via email & online at [chicagowoodturners.com](http://chicagowoodturners.com)

## 2025 Hands-On Workshops

Rich Nye has been busy setting up the 2025 Demo calendar. These turners will be doing the demo at the monthly meeting as well as a three day session at CSW.

If you are searching for inspiration, check out the websites for these fantastic turners, and reserve your spot for hands on with them!

Spots are limited, so sign up early with Brenda or Rich! [bkmiotke@comcast.net](mailto:bkmiotke@comcast.net)

**Matt Monaco**

[monacobowls.com](http://monacobowls.com)

**Pat Carroll**

[patcarrollwoodturning.com](http://patcarrollwoodturning.com)

**Simon Begg**

[simonbeggswoodturning.com](http://simonbeggswoodturning.com)

**Donna Zils Banfield**

[livealifelessordinary.com](http://livealifelessordinary.com)

**Mar 14-16**

**Completed**


**Rescheduled**

**June 20-22**

**Sept 11-14**



*Simon Begg*  
6/20 - 6/22



*Matt Monaco*  
*Completed*



*Donna Zils Banfield*  
9/11 - 9/14



*Pat Carroll - Cancelled, looking into rescheduling*



SAVE THE DATE!

## Turn On! Chicago 2026 Volunteers Needed!

As a member of the Chicago Woodturners you should be proud that we have a history of offering one of the best regional symposiums in the country. It's not only my opinion, we also hear that regularly from both attendees and demonstrators.

We have also been very fortunate to have had a core group of committee chairpersons who have been involved for over 10 years and were instrumental in making TOC the success it has been.

This is a rebuilding year, and we need talented and energetic members who are willing to take over many of the critical organizational roles. Detailed planning for the next symposium will remain on hold until we have a new team in place.

Contact Al Miotke at [abmiotke@comcast.net](mailto:abmiotke@comcast.net) or Kurt Wolff-Klammer at [blhkgkurt@yahoo.com](mailto:blhkgkurt@yahoo.com) to discuss and learn more.

Thanks, Al & Kurt, TOC Co-Chairs



### Segmented Woodturning Symposium

September 26-28, 2025

Crowne Plaza Hotel

Chicago, Illinois

#### Featuring

Robin Collins, Malcolm Tibbitts, and Michael Neobald

#### Additional Segmenting Talent:

Steve Bonny, Martha Collins, Doug Drury, Reid Gilmore, Jeff Hornung, Gerald Jensen, Lloyd Johnson, Kip Lockhart, Al Miotke



[Segmentedwoodturners.org](http://Segmentedwoodturners.org)




5 large classes, 48-90 days.

- ◆ Live demonstrations
- ◆ Saturday breakfast and entertainment by the Johnson Brothers.
- ◆ Discounted symposium room rate.
- ◆ Spouse/companion activity.
- ◆ Pleasant suburban location close to the interstate highway.

The Segmented Woodturners are a 501 (c)(3) Organization and a chapter of:



The Segmented Woodturning Symposium has unfortunately been cancelled. Watch this space for updates.



April, 2025

The *American Woodturner* journal is the premier source of woodturning inspiration and instruction since 1986. AAW members have free access to the entire archive of journals when they sign in. Individual issues may be purchased in our online store.

Looking for a special article? Specific topic?

Go to [www.woodturner.org](http://www.woodturner.org) Click tabs Resources, Publications, American Woodturner, Index to view or download the Index

An index entry such as this: "New lathes at AAW Trade Show, 34.3:61" means the information would be found in volume 34, issue 3, page 61.

Volume to Years

35:1 to Present > 2020 to Present

25:1 to 34:6 > 2010 to 2019

15:1 to 24:4 > 2000 to 2009

4:3 to 14:4 > 1990 to 1999

1:1 to 4:42 > 1986 to 1989



Visit AAW at [woodturner.org](http://woodturner.org)

## It's even more fun when you bring a friend!

### Reasons to join Chicago Woodturners

- Monthly meetings & newsletter
- Access to club member expertise and mentors
- Classes and hands-on sessions with named turners
- In-person demonstrations, product discounts, raffles
- and generally a good bunch of folks to hang out with!

### Membership Fees

\$30 Individual membership  
\$40 Family membership.  
\$10 Under age of 25

Yearly membership fees for Chicago Woodturners are due at the beginning of the year. You can join at any time of the year!

Pay with cash or a check at the monthly meeting. (Make checks payable to 'Chicago Woodturners')

Application forms are found online! Contact Brenda Miotke for more information. By email:

[bkmiotke@comcast.net](mailto:bkmiotke@comcast.net)

Or by snail mail

**Chicago Woodturners**

c/o Brenda Miotke

PO Box 171

909 W Euclid Ave

Arlington Heights, IL 60005



Est. 1988

*Join the Movers  
and Shakers of  
Woodturning in  
Chicago!*





AAW is a nonprofit organization dedicated to advancing the art and craft of woodturning worldwide through education.

With more than 16,000 members and over 365 local chapters globally, AAW members include amateurs, hobbyists, professionals, gallery owners, collectors, tool and equipment suppliers, and others.

Join the AAW and have access to the largest portfolio of woodturning-related material in the world!

Hone your knowledge and skills using AAW's online learning portals, exclusive print and digital publications, curated educational videos, high-quality safety resources, and more.

## The Search for a New Executive Director is complete!

Watch for an announcement coming soon!

You may even be able to meet our new ED at the symposium in St. Paul.



To: Rich Hall-Reppen

Thank you for requesting a **Chapter group discount** for the AAW International Woodturning Symposium. We are excited for you and your fellow chapter members to join us at the biggest woodturning event of the year!

To qualify to use this group discount, at least five people from your chapter must register for the symposium. You do not have to register together and you can register individually. **The discount code can only be used on a Member Registration or Non-Member Registration. It does not apply to any other registration option and cannot be combined with any other discount promotions.**

Please share this discount code with the other members of your chapter who will be attending the symposium.

Use this code at check-out to get \$40 off your registration:

**AAW25GROUP**

## Last Cut | Big Country

### *How did you get into wood turning?*

One of the struggles of living in an apartment or condo is the minimal opportunity to woodwork. When I bought a house last year and finally had a garage to work in, I jumped in head first. I started by watching woodworking videos on YouTube and decided my first project was to make a starter workbench. Whether purchasing tools & hardware from a big box store or online listings, I found myself wanting to try this and try that. With all the new terminology I was hearing, SO many times in the middle of watching a video or reading, I had to google or search for a video to explain...I felt like such a beginner and out of my element. Eventually, I came across a woodturning video and was enamored. So after some googling, I signed up for Woodworking 101 and Turning 101 at Chicago School of Woodworking for the next sessions classes.

Then I started perusing Facebook Marketplace & Craigslist, looking for a lathe. From some loose guidelines found on the r/turning forum on Reddit, I found a decent condition Jet 1014 and loaded it in the back of the car to take home & set up. I also found some used turning tools online as well. Watching video after video, I started the basic workbench but really wanted some hands on experience with turning (1000+ rpm will do that), so I waited for the class to start.

Walking into the first turning class, I met Andy Kuby & Clint Stevens, and after a review of the equipment & some technique demonstrations, 30 minutes later WE WERE TURNING! It was exciting but also humbling... watching them make these smooth cuts showing us how to do something and then not being able to replicate it. Practice, practice, practice on our end and patience, patience, patience from our wonderful teachers.

If you had asked going into class, initially I would have said I mainly wanted to turn pens. Then after doing multiple different items in class and also seeing what members submitted for the Instant Gallery at the meetings, I wanted to try a little bit of everything.

I'm still working on organizing my home workshop and trying to make time to actually make some shavings. It's been a fun experience to join CWT and see some of the amazing work that other people have done. It's also been great to meet people who have club relationships of 25+ years and also newer people who are just getting started. I'm heading out of state for my first instructional weekend class in the middle of May (maybe a report on that in a future newsletter).

My day job is operations manager for a large family owned sports bar in Chicago, on top of the social aspect of working there I also love data & spreadsheets. I've had an idea that I would like to help lead moving forward for the club...working through the member list and putting surveys out to gather information that could help the interpersonal relationships between members. Whether that is by helping you realize who lives close to you and coordinating a turning day at someone's shop or a project collaboration. Or even by helping people realize who else enjoys turning bowls or pens or chopping down logs for blanks. It's an interesting dynamic within the club where some members turning is a profession, other members have consistently turned for 20+ years, and other members (cough...myself) have less than a year of experience and love learning more.

By putting this out in the newsletter, hopefully will be my motivation to keep my idea moving forward. That being said, you may see a survey or two come out over the next few months, possibly in paper at a meeting or in your email. Would greatly appreciate any effort to participate in those. Will also happily welcome any feedback on what you'd like to see or already enjoy seeing as a member of the club, welcome to email [editor@chicagowoodturners.com](mailto:editor@chicagowoodturners.com) with those ideas.

**Big Country**





Est. 1988

37 years of craft, art, technology and tradition

**Join us for our monthly meetings!**  
**Everyone is welcome!**

**Arlington Heights Senior Center**  
 1801 W. Central Road  
 Arlington Heights, IL 60005

**6:00 pm** Come early to network, get your raffle tickets and check out the silent auction!

**7:00 pm to 10:00** CWT Meeting

*Can't come in person? Zoom!*

www.zoom.com  
 Meeting ID: 915 7899 5899  
 Passcode: 003359



## 2025 CWT Meeting Calendar\*

Jan 9	<b>May 8</b>	Sept 11
Feb 13	Jun 19**	Oct 9
Mar 13	July 10	Nov 13
Apr 10	Aug 14	Dec 18*

\*CWT meetings are generally scheduled for the second Thursday of the month. We'll post any changes online, in the newsletter and by e-mail!

\*\* June's meeting will not be on the second Thursday of June,



## Calendar of Events

May 1, 15, & 29	Open Shop—Thursday	Chicago School of Woodworking	Chicago, IL
May 8	CWT Monthly Meeting	Arlington Heights Senior Center	Arlington Heights, IL
May 18	WIT Mentoring Session 10am-2pm	Chicago School of Woodworking	Chicago, IL
May 25	Last Sunday Open Shop 9am-3pm	Chicago School of Woodworking	Chicago, IL
June 5 & 26**	Open Shop Thursday 6-9pm	Chicago School of Woodworking	Chicago, IL
June 11-15	AAW International Symposium	Saint Paul River Centre	St. Paul, MN
June 19	CWT Meeting - Simon Begg Demo	Arlington Heights Senior Center	Arlington Heights, IL
June 20-22	Hands On Classes w/Simon Begg	Chicago School of Woodworking	Chicago, IL

Visit the Chicago Woodturners at  
[chicagowoodturners.com](http://chicagowoodturners.com)

