



Est. 1988

A chapter of the American Association of Woodturners (AAW)

2025 JULY

Volume 37 Issue 7



As the Wood Turns

Chicago Woodturners Newsletter



President's Curls | Rich Hall-Reppen

Inside this issue:

President's Curls	1
Calendar / Meetings	2-3
Editor's Corner	4
Phil Update	
Beads of Courage	5
WIT News / Tip	6
Remembering Mike	7
Meeting Minutes	
Demo Review	8-9
Instant Gallery	10-13
Library Shows	14-15
Wig Stand Delivery	16-17
Safety	18
Hands-On Workshops	19
Open Shop	20
Empty Bowls Info	
Turn On! Chicago	22
AAW News	23
Last Cut	24
Classifieds	25-27

1 Greetings for the start of Summer. It's been a hot one already. Every day I look at the weather forecast & see that the high for the day is about 8 degrees above average. If that doesn't make you want to go into your basement & work on your lathe, I don't know what will. For those of you who have above ground workshops, get a big fan and make sure you blow the shavings out of the door & not back into your lathe!

7 We had a great meeting demo last month with Simon Begg from Australia, along with three days of classes. I'm sure there will be a few of those echidna's in our Gallery. Don't forget to bring in the pieces you made during the past couple of months. If you have a question about next steps or finishing of a piece, please write the question down on the Instant Gallery slip and we can help find a solution (or three).

18 Coming up we have classes from Donna Zils-Banfield in September and newly announced, Kevin Jesequel in November. Both Donna and Kevin will do our Club demos at the respective meetings. We thank our Vice President, Rich Nye, for his efforts to continue bringing world class turners for our Club demos and hands on classes. Brenda will have a signup sheet for Kevin's classes at the July meeting.

24 I saw a whole bunch of our Club members in St. Paul at the AAW Symposium. The virtual sessions are already available to watch online. If you couldn't attend the St. Paul Symposium, find someone who did and watch some demo's together.

AI and Kurt have been working hard for Turn On! Chicago 2026. We had our first of many meetings a couple weeks ago via Zoom. Our national demonstrators have been chosen and agreed based on your input. Kurt is busy finalizing the regional demonstrators so let him know if there is anybody you want to see. Kurt is also looking for more volunteers for each of the committees. Don't be shy. Let Kurt know what you are interested in and the two of you can find a spot that fits with your comfort level.



For our new and experienced turners, the club website has a list of Club members who can mentor you. The mentoring can be about a specific tool or general questions like "where do I start" or "what's the best way to get a good finish on my bowl or ornament"?

Our intrepid newsletter editor Phil is still in rehab, but looking for visitors. Andy has an update & info on how to visit Phil. We can't thank Big Country enough for stepping in to get the newsletter published. He's still working on acquiring some of Phil's methods to get the articles to the editor on a timely basis.

On sad note, our former Treasurer, Mike Canfield, passed away at the end of June after a long battle with cancer. AAW Member number 1, David Ellsworth, passed away right after the St. Paul AAW Symposium after a short illness. The Club Library has some of David's best books.

-Rich

UPCOMING
CWT Monthly Meetings
on Thursdays
July 10th, 2025
August 14th, 2025
 6:00 pm Networking
 7:00 Meeting Kickoff

CHICAGO WOODTURNERS

Upcoming Calendar of Events

DATE & TIME	DESCRIPTION	LOCATION
THU 7/17 @ 6P-9P	Open Shop Thursday (Steve Glass)	Chicago School of Woodworking
SAT 7/19 @ 11A-12:30P	WCWT Woodturning Demo (Marie Anderson)	Yorkville Public Library
SUN 7/27 @ 9A-3P	Open Shop Sunday (Andy Kuby)	Chicago School of Woodworking
THU 8/7 @ 6P-9P	Open Shop Thursday (Steve Glass)	Chicago School of Woodworking
SUN 8/10 @ 10A-3P	WIT Open Shop (Marie Anderson)	Chicago School of Woodworking
THU 8/14 @ 7P-10P	Chicago Woodturners - Monthly Meeting	Arlington Heights Senior Center
FRI 8/15 @ 9A-12P & 1P-4P	WORKSHOP - Turn & Marble a Pendant (Marie Anderson & Don Felch) - Turning	Arlington Heights Senior Center
THU 8/21 @ 6P-9P	Open Shop Thursday (Steve Glass)	Chicago School of Woodworking
FRI 8/22 @ 9A-12P & 1P-4P	WORKSHOP - Turn & Marble a Pendant (Marie Anderson & Don Felch) - Marbling	Arlington Heights Senior Center
SUN 8/31 @ 9A-3P	Open Shop Sunday (Andy Kuby)	Chicago School of Woodworking
THU 9/4 @ 6P-9P	Open Shop Thursday (Steve Glass)	Chicago School of Woodworking
THU 9/11 @ 7P-10P	Chicago Woodturners - Monthly Meeting	Arlington Heights Senior Center
FRI 9/12 to SUN 9/14 @ 9A-4P	HANDS-ON WORKSHOP - Donna Zils-Banfield	Chicago School of Woodworking
THU 9/18 @ 6p-9p	Open Shop Thursday (Steve Glass)	Chicago School of Woodworking

Visit the Chicago Woodturners online!



Instagram

[*@Chicago.Woodturners*](#)



Facebook

[*facebook.com/chicagowoodturners*](#)

Website

[*www.chicagowoodturners.com*](#)



Est. 1988

2025 CWT Meeting Calendar*

Jan 9	May 8	Sept 11
Feb 13	Jun 19	Oct 9
Mar 13	July 10	Nov 13
Apr 10	Aug 14	Dec 18*

**Join us for our monthly meetings!
Everyone is welcome!**

37 years of craft, art, technology and tradition

Arlington Heights Senior Center

1801 W. Central Road
Arlington Heights, IL 60005

6:00 pm Come early to network, get your raffle tickets and check out the silent auction!

7:00 pm to 10:00 CWT Meeting

*CWT meetings are generally scheduled for the second Thursday of the month. We'll post any changes online, in the newsletter and by e-mail!



Can't come in person? Zoom!

www.zoom.com
Meeting ID: 915 7899 5899
Passcode: 003359



It's even more fun when you bring a friend!

Reasons to join Chicago Woodturners

- Monthly meetings & newsletter
- Access to club member expertise and mentors
- Classes and hands-on sessions with named turners
- In-person demonstrations, product discounts, raffles
- and generally a good bunch of folks to hang out with!

Membership Fees

- \$30 Individual membership
- \$40 Family membership.
- \$10 Under age of 25

Yearly membership fees for Chicago Woodturners are due at the beginning of the year. You can join at any time of the year!

Pay with cash or a check at the monthly meeting. (Make checks payable to 'Chicago Woodturners')

Application forms are found online! Contact Brenda Miotke for more information. By email: bkmiotke@comcast.net

Or by snail mail

Chicago Woodturners

c/o Brenda Miotke
PO Box 171
909 W Euclid Ave
Arlington Heights, IL 60005



*Join the Movers
and Shakers of
Woodturning in
Chicago!*

Editor's Corner - Social Media Updates & Ellsworth Legacy Project | *Big Country*

As mentioned last month, we have some updated social media pages. (I'm still ironing out the nuances)

Instagram is [@Chicago.Woodturners](https://www.instagram.com/ChicagoWoodturners)

Facebook is [@ChicagoWoodturners](https://www.facebook.com/ChicagoWoodturners) (group page)

Instagram will primarily be photos from Instant Gallery submissions, meetings & demos, and classes. Leaning toward trying to utilize Facebook for general club info (meetings & events) with the website being the primary focus for assimilating all club info in one place. If applicable, please leave your Instagram handle on the Instant Gallery cards so we can tag you when posting.

Sadly, David Ellsworth passed away on June 16th. I had the opportunity to take his class in May and it was an amazing experience. Wishing his family the best as they work through this tough time. Before his passing, the AAW was already working on the David Ellsworth Legacy Project (DELP), an in-depth book on his life & art. I've signed up with the group as a volunteer to share information on the book with the club when the time comes.

Have a question, want to see something specific, want to rant (or rave) about anything turning related?! Send your thoughts to editor@chicagowoodturners.com.

Cheers! BC

Update on Phil Moy | *Andy Kuby*

During the first week of July, I saw Phil. His spirits are good and he seems much improved since my last visit. His right side is stronger and the left is gaining strength and mobility every day. He said he has been able to take 26 steps with the walker and a spotter. He is also now able to stand but it hurts his legs. Phil is looking forward to being back with the woodturners and working on the AAW Communications Award for 2026. He is also ready to mentor the newsletter editor. Phil is at:

BRIARWOOD of ENCORE VILLAGE (the rehabilitation facility); 350 Schaumburg Road, Schamburg, IL. He's in Room 182 and could use the company. If you do visit, please note that he is in rehab during the day so the best time is after 3PM. You can also call at 630-936-7317 but be patient, he is not always near the phone. I was able to see his wife Liz, who came in with Phil's daughter Paige.

New Social Media Pages



Instagram

[@Chicago.Woodturners](https://www.instagram.com/Chicago.Woodturners)



Facebook

[facebook.com/chicagowoodturners](https://www.facebook.com/chicagowoodturners)

Website

www.chicagowoodturners.com



Letters to the Editor

Comments or ideas? Even complaints! *Send them to the Editor!*

Email them to: [**editor@chicagowoodturners.com**](mailto:editor@chicagowoodturners.com)



As the Wood Turns is a monthly publication of the Chicago Woodturners, a Chapter of the American Association of Woodturners.

President Rich Hall-Reppen

Assistant Editor: Big Country / BC

Vice President Rich Nye

Contributing Editors: Clint Stevens, Andy Kuby, Al Miotke, Marie Anderson, Brenda Miotke, Frank Pagura

Treasurer Rich Piper

Secretary Big Country

Newsletter Editor Phil Moy

Photography: Cathy Bloome, Al Miotke, Laura Rodriguez, Rich Hall-Reppen, Marie Anderson, Deb Thomas

E-mail: [**editor@chicagowoodturners.com**](mailto:editor@chicagowoodturners.com)



Est. 1988

37 years of craft, art,
technology and tradition**CWT MEETINGS**

6:00 pm Networking

7:00 pm Meeting

Arlington Heights Senior
Center

zoom.com

Meeting ID: 915 7899 5899
Passcode: 003359

THU July 10th, 2025

Demo

Nathan Ward

Turning Flowers

THU August 14th, 2025

Demo

Dave Neybert

Bowl from Branch

Beads of Courage Delivery | Andy Kuby

On June 30, 2025, the Chicago Woodturners delivered 13 additional Beads of Courage boxes and over fifty Beads of Courage bags. The Boxes were made by Frank Pagura, Al Miotke and Andy Kuby. The Bags were sewn by Brenda Miotke and Rosemary Pagura. Emily Irwin, Child Life Specialist, accepted the donation on behalf of Lurie Children's



Hospital. The Chicago Woodturners have been providing Lurie with Beads of Courage boxes for over ten years and is proud to be a partner in this program. The Lurie website describes the program like this:

Sometimes our patients' experiences can't be fully captured in words, so our Beads of Courage

program allows patients to express themselves through arts in medicine. The program helps our patients diagnosed with cancer in the [Division of Hematology and Oncology](#) string together beads that provide something tangible to use to tell their unique stories during treatment. It also gives patients a sense of ownership over their experience as well as recognition of the courage displayed in each visit a child makes to the



hospital for treatment.

Beads of Courage is an international program created in response to the need for more supportive care programs for children with serious illnesses. Beads of Courage embraces the different meanings beads have in various cultures while giving patients the opportunity to assign their own meanings to beads. When a child starts the program, they're given a string with their name on it and a few starter beads to begin their story. As time goes on, they receive different beads to mark milestones in their treatment, including: Birthdays, Surgeries, Stem Cell Transplants, Chemotherapy, and Special accomplishments & acts of courage.

At the end of their treatment, all participants receive a purple heart to mark the end of their difficult journey. Like the soldiers returning from the front, our patients have been wounded, but they are also survivors.

The beads serve as a meaningful way to preserve memories of a child's treatment, and they also help give relatives or friends a different perspective of the child's experience.

Our program has enrolled more than 500 patients. It is also available for our Spanish speaking families. Both boys and girls are welcome to participate. Ask your social worker or nurse for more information on the program.

Learn more about the Beads of Courage program by visiting the <https://beadsofcourage.org/>



WIT Happenings | *Marie Anderson*

WIT
Women in Turning



The next scheduled WIT event is set and it's coming up soon! After discussing with Shaun at Chicago School of Woodworking, we agreed on Saturday, July 12th from 10am to 3pm. I also scheduled an event for August on Sunday, August 10th from 10-3pm. Please drop me a note or give me a call to let me know you are coming.

As of this writing, I don't have any specific topics in mind, so if you want to bring something please do. If you have questions or requests, let me know sometime before we meet. That said, I intend to always have parts and pieces for wig stands in stock to turn and if you have any completed please bring them along! I will continue to bring more wood to keep this project going. Please let me know if you would like to help with this effort so I can plan accordingly.

Thank you to those of you who brought (or sent) items to be included in the library shows this month. There are 7 women represented in the CWT library show and 3 women in the WCWT show! Great job! I will bring your pieces to the August open shop and/or club meetings so you can pick them up.

The summer edition of the AAW WIT newsletter should be coming out shortly. Andi Wolfe is working on it as I type and intends to get it published shortly. Look for it and all past issues on the AAW's WIT page. Typically Andi chooses a topic for the gallery and there are reports from local clubs, and a couple articles of interest. It's just a great way to see what other clubs are doing around the country so be sure to look for it! You should get an email letting you know it's available, but the AAW database has some issues currently so, be sure to go look for it. (Besides, there is always something interesting on the AAW website to look at!) As of the last WIT liaison meeting, Robin McIntyre, the coordinator of the WIT Liaison's and keeper of the total of wig stands donated numbers, reported that to date nationwide 3,147 wig stands have been delivered (that we are aware of). Between CWT & WCWT we have delivered a total of 57 to Living Well. Thank you to all who have helped with this effort!

If you have some extra wood laying around and would be willing to make up some wig stand kits it would be greatly appreciated. Materials for each kit should have the following: Top: 1 1/2"-2" thick x 5" diameter disk, Base: 1 1/2"-2" thick x 6" diameter disk and Stem: 10"-13" x 1.5 x 1.5 spindle block. Any species of dry wood will work for this project. It can be solid or glued up. Thank you in advance for your contributions. Hope everyone is keeping cool as we get into the dog days of summer!

Marie

Tip of the Month | *Rich Hall-Reppen*

Rich forwarded us this quote and said "Got this from one of my sons for Father's Day...I need to make more shavings it appears"

 **David DeCristoforo** said:
04-08-2011 9:50 PM

Here's another:

A guy's wife steps into the shop and asks if he would do some wood turning on the lathe. "Of course," he replies, "What do you need? Maybe a new bowl or possibly a rolling pin or a vase? I have Persimmon, Hickory, Mesquite, Walnut and some Oak. What would you like?" "Oh, I don't care," his wife says. "I just need about six bags of shavings for the flower beds."

David DeCristoforo

Guess this Tool | *Andy Kuby*

Andy knows what it is...do you? Correct guesses received before August 1st will receive 1 free raffle ticket at the next meeting, email guesses to editor@chicagowoodturners.com

*1 free raffle ticket per family



Remembering Mike Canfield | *Andy Kuby*

The Chicago Woodturners lost a good friend and valuable member on June 21, 2025. Michael was the driving force behind our upgrades to the audio-visual systems. He was generous with equipment as well as knowledge. Through his company, CavCom, he donated, or facilitated the acquisition of most of our state of the art equipment. Mike was relatively new to turning but he approached it with a passion, as he did everything he became involved with: sports car racing, flying, fly fishing, whatever. It had to be the best, the fastest, newest. He will be missed!



June Minutes | *Big Country*

Tonight's meeting featured guest demonstrator Simon Begg showing us how to do German Ring Turning and then also did our gallery review.

(*Editor's note: Clint has a fantastic write-up about this demo -BC)

AAW NEWS: International Symposium just finished in St. Paul, MN. Can check the AAW website for info on any of the regional symposiums happening the rest of 2025.

CWT-Silent Auction: No silent auction this meeting.

VOLUNTEER REQUESTS: CWT looking for additional volunteers to assist with silent auction & raffle. Also the Scouts STEM Spectacular in Naperville 8/23/2025 from 10a-4p. Assistance making more Beads of Courage boxes. Getting wood out of members garages.

CWT-Open Shop: Held at Chicago School of Woodworking. Weekdays are generally the 1st & 3rd Thursdays (6p-9p) with Steve Glass and final Sunday of the month (9a-3p) with Andy Kuby. Upcoming Thursdays are July 17th and 31st and August 7th. Sunday will be 7/27 and 8/31. WIT also hosts an open shop when possible.

CWT Classes: Pat Carroll for May was cancelled for travel issues. Simon Begg will be hosting class this coming weekend. at the June meeting with classes to follow at CSW. Other classes are either full or limited space available, see newsletter or Brenda for details.

CWT Membership: We now have a PO Box address for sending membership renewal to Brenda. New member Steve Mulaney from Rolling Meadows.

Turn On! Chicago (TOC) Updates: Kurt & Al found a replacement venue (Hilton Northbrook) and working to confirm 5 national demonstrators and looking for regional demonstrators. Reach out to volunteer to assist with TOC.

Holiday Party: Thursday 12/11/2025 at Golf Center in Des Plaines. 6pm drinks & 7pm buffet.

Newsletter: Members can email any "Tip of the Month" they might have for their shop or turning.

Meeting Raffle: Extra raffle prizes this month from silent auction items being moved into raffle.

Demo: Simon Begg shared how he got into German Ring Turning, and walked us through his process with some useful slides. -

Submitted by **Big Country**, Secretary

Interactive Demo - Simon Begg | *Clint Stevens*

Legendary science fiction author Arthur C. Clarke once proposed “Any sufficiently advanced technology is indistinguishable from magic.” I had never found that statement more relevant than when Simon Begg came to the Chicago Woodturners meeting to demonstrate turning German Rings. If you were not at our June meeting, you have missed a pivotal demonstration this year...let me try to catch you up.

German rings are known as [‘Reifendrehen’](#), which translates literally as ‘tire turning’. It’s a technique of turning a round blank of wood with a specific top and bottom profile. The traditional profile might be a farm animal but could easily be applied to a toy car or even a house. When finished, it can be sliced to reveal a predetermined shape. This has been a staple of generations of German toy makers near the town of Seiffen and continues there to the present day. Modern designs can include botanical motifs, such as leaves and flowers, to exotic animals or local fauna.

A ring turning project begins long before the blank is even mounted on the lathe. The subject should be reduced to a simple black and white profile. Detailed features, such as delicate feathers on the end of a bird's wing, or even deep or undercut areas are not suitable for ring turning.

Simon is a turner who does not need a large number of specialty tools. For our demonstration he simply brought a bowl gouge, spindle gouge, and a skew chisel. Unlike many of us, he does not subscribe to the notion that he is “one tool away from greatness.” Since his blanks are side grain oriented (bowl blanks), his primary tool is a bowl gouge. Scrapers or custom cut tools could be useful in hard to reach areas. Simon also uses flat sided skew chisels, but not oval skew chisels. He considers them dangerous. I’ve never considered them dangerous...but do consider them as evil demonic tools spawned from the bad neighborhoods of the underworld. Also, they are tough to use. Regardless of which tool is used, sharpness is the key to clean cuts. It’s much easier to make a cut that needs little or no sanding when your tool is sharp. If there is a question as to whether a tool is appropriate, print a silhouette of the shape to be turned, then place your tool over the print-out to make sure that the desired shapes can be easily cut. The shape that Simon selected for our demonstration was an echidna. Don’t worry if you have never seen one, they are egg laying mammals related to the platypus and native to Australia.

In order to help with the cutting process, Simon carefully measured the silhouette and made notes to identify key features. For example, he had the overall height and width of the silhouette along with the location of the tail and the top and bottom of its long snout. This careful measuring is key to Simon’s methods. He trued up the blank and then identified where the chuck would hold the ring once it was reversed...for this turning, it was to be held by the front feet by jaws in expansion mode. This allowed Simon to determine the size of the ring and the size of the chuck jaws necessary to hold the ring when it was reversed.

Once the bottom of the animal was turned, Simon was able to reverse the blank so that it was held in its predetermined position. This is where the careful measuring of the silhouette of the echidna served as a guide to allow Simon to precisely cut the top half of the animal. Once cut, Simon laid the ring out along the spindle grain and sawed it in half. The expected echidna shape matched the silhouette perfectly.

As I mentioned earlier, this was like knowing how the magic trick was done and still not believing your eyes. Simon had amazed and convinced a roomful of somewhat skeptical wood turners. He made a lot of friends that night and we are definitely looking forward to meeting him down the twisty wood turning road.

[YouTube link for a little extra, classic ring turning in Germany:](#)

Clint

*Editor’s note: Simon Begg resides in Australia, near Sydney. He can be found online at:

[WEBSITE: Simon Begg’s Woodturning](#)

[INSTAGRAM: @SimonBeggsWoodturning](#)

[YOUTUBE: Simon Begg’s Wood Turning](#)

[FACEBOOK: Simon Begg’s Wood Turning](#)



Interactive Demo Photos | *Clint Stevens & Big Country*



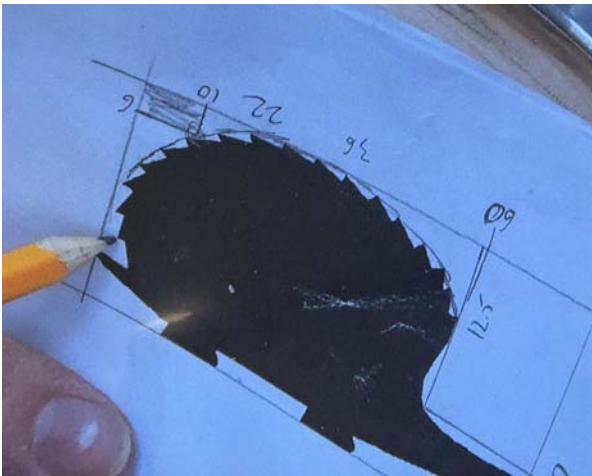
BOTTOM



TOP



SIDE



Instant Gallery | *Simon Begg*

Simon Begg provided great feedback on this month's Instant Gallery submissions after his demo.

As always, previous Instant Galleries are available to review on the website and moving forward will also be shared on social media pages.

chicagowoodturners.com

Photos by Big Country




Roy Lindley



Marie Anderson



COLLAB: Marie Anderson & Scott Wishart



John Dillon



May 16
Correction


Deb Thomas



Sol Anfuso




Nathan Ward



Derek & Laura Cadmus



Kurt Wolff-Klammer




Roberto Ferrer





Rich Nye



Paul Pyrcik



Keith Rose



Amanda Thomas



Marty Knapp



Ed Thomas

LIBRARY SHOWS | *Marie Anderson*

Woodturning at the Library - 2 shows this month!

Woodturning is more visible in Chicagoland this month than normal! Through the end of July, if you would like to see some of the work that your fellow club members are creating, you may just want to visit the library! This month, the Roselle Public Library is hosting a show of woodturnings in their display case through July 31st. You can see work from 18 current or former members of CWT including work from Dan & Marie Anderson, Cathy Bloom, Laura Cadmus, Jason Clark, John Dillon, Deb Hall-Reppen, Dawn Herndon-Charles, Jennifer Leone, Al Miotke, Frank Pagura, Dick Sing, Paul Shotola, Clint Stevens, Ed Szyakoni, Darrell Rader, Laura Rodriguez and Earl Weber. Some of you may be surprised to see your name on this list, but rest assured, your work is in this display! Some of the work was chosen from pieces that are in a personal collection. The display shows a good variety of techniques and it is already a hit based on the response from the Library personnel and several library patrons that stopped to comment as the show was being installed.

The second library show was installed at the Yorkville Public Library (far western suburb) and includes work from members of WCWT club. The artists included in this show are: Marie Anderson, Bob Bergstrom, John Dillon, Dawn Herndon-Charles, Don Johnston, Bruce Metzdorf, Dick Sing, Brad Ward and Jess Wilson. The Yorkville Library will also host a live woodturning event on Saturday, July 19th from 11 to 12:30+/- that is open to the public. WCWT members will be present making some long ribbon shavings from green wood. Why not come join us and show some support for woodturning! It's a nice drive and there are plenty of seats available to watch (in air conditioning)! The library says events during the summer don't usually draw many people, so it would be great to see some familiar faces!

Marie





Wig Stand Delivery & Thank You + CHALLENGE | *Marie Anderson*

I officially delivered 37 wig stands to the Northwestern Medicine Living Well Cancer Resource Center this morning!

We have 3 clubs in the Chicagoland area. Only 2 of the 3 clubs participated in the first wig stand challenge. Many people are members of both clubs but there is a significant difference in membership #'s (CWT has over 150 members & WCWT has just over 75 members...but a very mighty group). The two club President's agreed to take the challenge for bragging rights to see which club could produce more wig stands in 2 months. This was a big motivator for members! Windy City won by 2 wig stands. We have a 3rd woodturning club (Illiana / South Suburban Woodturners) that were not included in the initial challenge...plus a couple of woodworking clubs that could help in this effort. So since they were left out of the last challenge, I am hoping that we are going to do another challenge which would also offer CWT an opportunity to regain some "street cred" by redeeming themselves...or at least trying to!

There is a new Operations Administrator at Living Well who informed me that they are opening a 3rd center and have agreed to help service a 4th center. They originally told us they can use 75 wig stands per quarter. We have not made it to that number yet (and now they have added 2 additional centers). Looks like we are going to be putting together more wig stand kits! Hopefully the new challenge will be motivating for our members! So what do you say? Are you ready to take on another challenge for a really good cause (and bragging rights?). I mean, you need a nice easy project for summer right?!

So that's me throwing out a gauntlet to the club President's...is the club up to the challenge?

Marie



Your Ecard From Candy Hochberg



Thank you so much for your generous donation of unique and beautiful wig stands to our wig program. Your support will enable us to continue providing this much-needed service at no cost to our participants. Image recovery is a key part of our services. It takes a village; thank you for being part of ours.

Gratefully,

Candy Domke-Hochberg

Operations Administrator

Living Well Cancer Resources



SAFETY REPORT - July 2025 | *Frank Pagura*

CWT has gladly signed up several new beginning turners this year, so I thought it would be fitting to revisit some basic safety practices that could be beneficial for New Turners starting out on this beautiful adventure. I am sure it won't hurt to remind our well-seasoned members that being safe is a never ending responsibility for us all.

1) **PREPARING THE BLANK** - Inspect the blank for cracks, splits, bark inclusions and flaws. Remove loose bark that could fly off when the blank is spun at high speed.

2) **MOUNTING THE BLANK** - Select the most appropriate method to mount your blank on the lathe. You have several options, considering blank size and type of wood. Tenon for a chuck, flange with screws, in between centers etc.

3) **USE YOUR LIVE CENTER** - Form a habit to use your live center, whenever possible.

4) **CHECK ALL YOUR LOCKING LEVERS** - Tighten securely the chuck, the banjo and tool rest, and the tail stock. Remember that these may come loose while turning and should be rechecked often.

5) **ROTATE THE BLANK TO MAKE SURE IT IS CLEAR** - Rotate the blank by hand to make sure it clears the tool rest. Start your lathe at the slowest speed, bring up to working speed checking for unusual vibrations caused by potential blank out of balance or improper mounting.

6) **STAY OUT OF THE LINE OF FIRE** - This is a good time to remember to stay out of the line of fire, the most likely trajectory the blank or pieces thereof will travel if suddenly they are catapulted by the spinning lathe.

7) **SELECT THE PROPER TOOL FOR THE JOB** - There are some do's and don'ts here, such as using a roughing gouge inside a bowl, or using a skew before you are ready. Use sharp tools, most of all, there is no shame in using a scraper at the beginning. Sharpen tool often. Bring tool rest as close as possible, do not overhang your tool excessively. With practice and experience it will be easier to use the variety of tools available to modern day turners.

8) **WEAR EYE AND FACE PROTECTION, ALWAYS** - Safety glasses, a full-face shield is highly recommended

9) **BE MINDFUL OF LUNG PROTECTION.** - Breathing in wood dust can lead to serious consequences over time. At the least it is safer if you use an N95 dust mask, especially when sanding. Dust collection is a reasonably expensive proposition, but in the long run it will be your most valuable investment if you plan to persevere woodturning. Getting a little help from a mentor to learn what is available to keep you a safe and happy turner is recommended.



10) **YOUR ATTIRE CAN LEAD TO TROUBLES** - Long loose sleeves and loose fitting gloves are discouraged, anything dangling, like sweatshirts tie strings should be tucked away. A turning smock serves the purpose well, protecting from flying shavings as well as covering loose clothing items. The same applies to long hair, rings and jewelry. It is also recommended that paper towel be used to apply finishes to a rotating part. A cloth rag can easily be trapped by the rotating piece.

11) **ADEQUATE ILLUMINATION** - Operating sharp tools requires the ability to see well. If you lack the depth perception you are prone to have catches more often. Invest in the best lighting you can afford, it will go a long way in making you a safer turner and help eliminate fatigue.

12) **USE THE A-B-C RULE OF TURNING** - ANCHOR, then BEVEL, then CUT. Anchor your tool on the tool rest. Rub the tool bevel on the blank. Slowly adjust until the sharp edge starts cutting.

13) **THE STANCE AT THE LATHE** - First of all, the space for your stance at the lathe should be clean and clear of tripping hazards (like extension cords and rubbish). Your stance should be with your feet well planted and balanced. Move your upper body to guide the cutting tool through its path. We repeat take a position that keeps your body away from a line of fire.

14) **IF YOU HAVE A DOUBT <ACT ON IT>** - At the lathe, if you hear an unusual noise or see excessive vibrations, stop and investigate. If you are unsure about a procedure, and you feel it is beyond your present capabilities call for help. CWT has a list of mentors who will know the answer, or they can direct you to a safe resolution.

BE A SAFE TURNER! IT WILL ENHANCE YOUR EXPERIENCE & SPEED UP YOUR MASTERY OF THE LATHE.

2025 Hands-On Workshops

Rich Nye has been busy setting up the 2025 Demo calendar. These turners will be doing the demo at the monthly meeting as well as a three day session at CSW.

If you are searching for inspiration, check out the websites for these fantastic turners, and reserve your spot for hands on with them!

Spots are limited, so sign up early with Brenda or Rich!



Donna Zils Banfield
9/11 - 9/14

Remaining Workshops for 2025

Donna Zils Banfield
SEP 11-14

WEBSITE: livealifelessordinary.com

INSTA: [@new_england_wood_artist](https://www.instagram.com/new_england_wood_artist)

Kevin Jesequel

NOV Sept 11-14

WEBSITE: forloustudio.com

INSTA: [@KevinJesequel](https://www.instagram.com/KevinJesequel)



Kevin Jesequel
11/14 - 11/16

Open Shop at the Chicago School of Woodworking

As part of our partnership with the Chicago School of Woodworking, no fee Open Shop Days will continue to be available to the members of the Chicago Woodturners on **the last Sunday of the month, 9:00 am to 3:00 pm**. Open Shop Days provide our members with access to all our shared equipment and tools as well as incidental (or prearranged) mentoring. Each of the Shop Days has a facilitator/mentor on site.

The Chicago Woodturners has six JET 1642s, two JET 1224 mini's and three Powermatic 3520's in a dedicated turning area at the Chicago School of Woodworking. Turning tools are available, both from the school stock and the Chicago Woodturners lending library.

Of course, all members are free to bring whatever tools and wood blanks they choose. Two slow-speed grinders, with a variety of aluminum oxide/CBN wheels and Wolverine Jigs, are available.

To avoid overcrowding, members who intend to attend should contact Andy Kuby studio@riverwoodsturner.com for Sunday Open Shop. The first and third Thursday of every month, 6:00 pm to 9:00 pm. Thursday evening shop time is \$5 per hour, to cover the school's insurance and maintenance costs. Steve Glass is the coordinator for these sessions. E-mail Steve at steve_glass@comcast.net to reserve a lathe.

Open Shop: July 17 & 31 / Sunday, June 29

EMPTY BOWLS for Food | *Marie Anderson*

It's that time of year again!

The time when you can actually get out into the shop but you may not really know what to turn. Let me suggest turning a bowl, or two (or more) to donate to our annual Empty Bowls for Food campaign. If you are thinking, "I just don't feel like turning a bowl..." no problem, turn whatever you feel like turning, we take all kinds of things from ornaments to jewelry to rolling pins to boxes to, well, yes, even bowls!

The point is since you are going to be in the shop anyway, this is a great excuse to turn SOMETHING. If your significant other is giving you grief because the woodturnings are piling up all over the place and all of your family, friends and neighbors have all been given at least one piece of your turned artwork, maybe this year you should consider downsizing your stock and donating a few pieces.

This will clear the way for you to make MORE SHAVINGS and you will be helping a great cause. The challenge has been issued, let's see what you can do! We will be accepting bowls (and other turned items) every month through the November meetings.

Typically we host two Empty Bowls events each year so we will take any items you are willing to donate. The first happens early fall (date is still pending at the moment) and the second is at Oakton Community College the first weekend in December.

Don't wait until the last minute! It takes time to organize and price everything.

As I say each year, we don't skip many meals but many people, including children, do. This is a way to blend your compassion with your passion for woodturning. Volunteers for both sales are always needed, so reach out to Marie if you are willing to help. Thank you in advance for giving of your time, and talent to help us in this worthy cause.

Marie



[FACEBOOK: EMPTY BOWLS AT OAKTON](#)



Woodturning Classes at The Chicago School of Woodworking

Learn the fundamentals of woodturning along with several special techniques while making both spindle and cross grain projects. Instructors Clint Stevens, Andy Kuby and Al Miotke are experienced woodturners and instructors who emphasize a hassle free, safe and fun learning atmosphere in their classes.

- These carefully designed classes are perfect for inexperienced turners. You will learn about the lathe, its accessories and the tools used to shape wood. Students will be given access to all tools needed for this course and all materials will be provided.
- Students will watch demonstrations, then apply what they have learned to independent work overseen and guided by the instructors.
- These classes are provided through the Chicago School of Woodworking.
- **Go to www.chicagowoodworking.com to register**



The Chicago School of Woodworking was established in 2007 to train students in the art of furniture making. Since then, our program has expanded to include the arts of turning, scroll saw, marquetry, Chip Carving, speaker making and cabinet making.

We are committed to providing students the knowledge and skills to create functional and beautiful furniture that can be enjoyed for generations.

We have chosen machinery and tools that are safe, up-to-date, and well maintained, so students can focus on learning and enjoy the varied aspects of building a quality piece of furniture or crafting wood art.

Find out more about our offerings and class schedules on our website!

CHICAGO SCHOOL OF WOODWORKING

EDUCATING THE QUALITY MINDED HOBBYIST IN THE ART OF WOODWORKING

5680 N. Northwest Hwy, Chicago, IL 60646 | Phone: 773.275.1170
chicagowoodworking.com

Turn On! Chicago 2026

Volunteers Needed & Exciting Updates!

We are thrilled to announce a fantastic lineup of national demonstrators for Turn On! Chicago 2026, including Sammy Long, Janice Levi, Matt Monaco, Greg Gallegos, and Kirk DeHeer. We are currently seeking additional talented demonstrators to complete our rotation. If you or someone you know is interested in applying, please complete the application form by September 1st here: [Demonstrator Application Form](#).

Additionally, our first Turn On Chicago board meeting was a great success, thanks to the dedication of our incredible volunteers. We're always looking for more helping hands if you're interested in getting involved, we encourage you to consider volunteering.

Contact Al Miotke at abmiotke@comcast.net or Kurt Wolff-Klammer at blhkgkurt@yahoo.com to discuss and learn more.

Thanks, Al & Kurt, TOC Co-Chairs



**SAVE
THE
DATE!**

Unfortunately, the Segmented Symposium for this year has been cancelled. Updates will be provided when available.

Segmented Woodturning Symposium
September 26-28, 2025
Crowne Plaza Hotel
Northbrook, Illinois



Demonstrators
Featured Demonstrators:
Robin Costelle, Tom Lohman
Malcolm Tibbetts, Curt Theobald

Additional Segmenting Talent:
Steve Bonny, Martha Collins, Doug Drury, Reid Gilmore, Jeff Hornung, Gerald Jensen, Lloyd Johnson, Kip Lockhart, Al Miotke



 segmentedwoodturners.org



Segmenting Chicago
September 26-28, 2025

- 5 large classrooms doing 48-90 minute classes over 2.5 days.
- Tradeshow.
- Instant Gallery.
- Hotel attached to the conference center.
- Raffle full of vendor provided Products.
- People's Choice award.
- Lifetime Achievement award.
- Saturday banquet with entertainment by the Johnson Brothers.
- Discounted symposium room rate.
- Spouse/companion activity.
- Pleasant suburban location close to the interstate highway.

The Segmented Woodturners are a 501 (c)(3) Organization and a chapter of:

AAW AMERICAN ASSOCIATION OF WOODTURNERS
WE ARE TEACHING THE WORLD TO TURN




AAW is a nonprofit organization dedicated to advancing the art and craft of woodturning worldwide through education.

With more than 16,000 members and over 365 local chapters globally, AAW members include amateurs, hobbyists, professionals, gallery owners, collectors, tool and equipment suppliers, and others.

Join the AAW and have access to the largest portfolio of woodturning-related material in the world!

Hone your knowledge and skills using AAW's online learning portals, exclusive print and digital publications, curated educational videos, high-quality safety resources, and more.



April, 2025

The *American Woodturner* journal is the premier source of woodturning inspiration and instruction since 1986. AAW members have free access to the entire archive of journals when they sign in. Individual issues may be purchased in our online store.

Looking for a special article? Specific topic?

Go to www.woodturner.org Click tabs Resources, Publications, American Woodturner, Index to view or download the Index

An index entry such as this: "New lathes at AAW Trade Show, 34.3:61" means the information would be found in volume 34, issue 3, page 61.

Volume to Years

35:1 to Present > 2020 to Present

25:1 to 34:6 > 2010 to 2019

15:1 to 24:4 > 2000 to 2009

4:3 to 14:4 > 1990 to 1999

1:1 to 4:42 > 1986 to 1989



Visit AAW at woodturner.org

Last Cut - Ellsworth Class & Legacy Project | Big Country

Sadly, David Ellsworth passed away on June 16th. I had the opportunity to take his class in May and it was an amazing experience. Wishing his family the best as they work through this tough time. Before his passing, the AAW was already working on the David Ellsworth Legacy Project (DELP), an in-depth book on his life & art. I've signed up with the group as a volunteer to share information on the book with the club when the time comes.

I started wood turning in September 2024 by taking turning classes at the Chicago School of Woodworking, that were taught by members of the Chicago Woodturners. After working through the 101 and 102 classes and buying my ticket to my first international symposium, I started looking for a class to take. Though I reached out in January, I was the last person accepted into his May 2025 class in Weaverville. The class was amazing & I was blown away by the amount of amazing art around his home & in his studio (David's pieces as well as others). His wife Wendy & his assistant Charlie were wonderful during the class as well.

My 1st favorite moment was working up the courage to ask him on the 3rd day when we were in shop, "Could you share how exactly you came up with your idea for hollowing tools? Was it a project or an idea..." and I trailed off. David got this wry smile on his face & stood up from his chair in the garage workshop and asked me to follow him into his gallery. He flicked on the lights and immediately went over to one of the middle shelves on the wall to the right of the door, picked up a finished piece that looked like a squat (wider than tall) hollow form, and started telling the story about it. David said "This was the piece that inspired it...I had planed the top to get this other piece of wood fitted in. Then when I had that connected, I wanted to hollow out the inside but didn't have any tools that could accomplish that...so I made some". He then turned the piece over and I could see the "Ellsworth '76" signature and I mentioned that I was negative 6 years old when he made that :)



My 2nd favorite moment was during the morning of the 3rd and final day of class. My brain was already feeling overloaded at the experience and knowledge that I was trying to soak in. Cup of coffee in hand, the group of students was sitting around David's living room telling stories & asking questions. When turning my first hollow form ever the day before, I was at the final stages & I exploded the top off of it. As the owner of what most would call a sailor's mouth, I definitely let a few fly after that happened. During the week, I had maybe heard a 'hell' or 'damn' come from David or any of the others in the group over the first two days. This morning, one of the other classmates had complimented David on his pieces & was telling a story to the group about exploding a hollow form bowl at home. A slow smile came across David's face as the story ended and he said "Don't worry about that happening...I can fuck up a piece just as good as anyone else". That made me laugh & feel better about the previous day's hollow-form mishap.

David showed us the piece he was sending to the AAW National Symposium the next month. For a hollow-form that was at least a foot tall, picking it up and feeling the lightness of the piece was amazing. He did mention he wouldn't be making the trip this year but told us to have fun. Seeing that same piece at the live auction was a moment of happiness, only to be filled in later that he had been placed in hospice then receiving the sad news flying home.

Big Country

My turning teachers Andy & Clint with David



CLASSIFIEDS

Decluttering your Shop? Got something to sell? Looking for something?

Send an email with details and pictures and we'll post it in the Classifieds!.E-mail to: editor@chicagowoodturners.com

REQUEST - Tom Albrecht has a former student who is looking for a lathe, primarily for making pens. Prefer a small bench-top model with variable speed. Please email contact@chicagowoodturners.com if you might have something acceptable for Tom.

Email contact@chicagowoodturners.com if interested in these items:

Delta Single Stage Dust collector. Many fittings & hoses included w/ one bag, good condition. \$125



Makita wet sharpening system (Model 9820-2), includes extra stones \$100 OBO



CLASSIFIEDS


Decluttering your Shop? Got something to sell? Looking for something?

Send an email with details and pictures and we'll post it in the Classifieds!.E-mail to: editor@chicagowoodturners.com

Email contact@chicagowoodturners.com if interested in these items:

Record Compact lathe / Nova chuck / Wood turning tools / Carving knives

Located on the north side of Chicago, could possibly bring to next meeting if several people are interested.



CLASSIFIEDS

Email contact@chicagowoodturners.com if interested in this ShopSmith:

